Vacuum Cylinder

2in1 Product

PISCO®

>>> https://www.pisco.co.jp/en/

Vacuum pad equipped with Cylinder and Vacuum generator

⚠Safety instructions for this product

Safety instructions, Common safety instructions for each product category and Detailed safety instructions for each product are in the end of this catalog and our website.

Model Designation (Example)

VSPE (1) 40 (2) - 10 (3) L (4) N (5) -ER (6) - 6J (7)

Optional

(1) Vacuum Cylinder

(2) Pad size, (4) Pad type (○: Available)

Type	Standard		Skidproof	Bellows	Multi-bellows	Metal detectable	Flat	Flat, Large Suction Flow	Mark-free	Sponge	Soft	Soft bellows
	General	Deep										
Code	R	A	K	B	W	BE,BD	F	FH	Q	S	L	LB
Pad dia. (mm) 4											○	
6											○	○
8		M4									○	○
10	○		○	○	○	○	○	○	○	○	○	○
15	○	○		○		○	○	○		○	○	○
20	○	○	○	○	○	○	○	○	○	○	○	○
25	○	○		○			○	○		○		
30	○	○	○	○	○		○	○	○	○	○	
35										○		
40	○	○	○	○	○						○	
50	○	○	○	○	○					○		

M6 T15 T40

Type	Oval
Code	E
Pad dia. (mm) 2×4	○
3.5×7	○
4×10	○
5×10	○
6×10	○
4×20	○
4×30	○
5×20	○
5×30	○
6×20	○
6×30	○
8×20	○
8×30	○

M6

(3) Stroke

Code	5	10	20	30
Stroke (mm)	5	10	20	30

(5) Pad material (○: Available)

Code			N	S	U	F	SE	NE	G	HN	EP	FS	NH	YS2	YS4
Rubber material			Nitrile	Silicone	Urethane	Fluoro	Conductive silicone	Conductive NBR (Low resistance)	Food Sanit. Act-compliant NBR	HNBR	EPDM	Fluoro silicone	Oilproof NBR	Extra soft silicone	
														Hardness 20°	Hardness 40°
Type Standard	General	R	○	○	○	○	○	○	○	○	○	—	—	—	—
	Deep	A	○	○	○	○	○	○	○	○	○	—	—	—	—
Soft		L	○	○	—	—	○	○	—	—	—	○	—	—	—
Soft Bellows		LB	○	○	○	—	○	○	—	○	○	—	—	—	—
Skidproof		K	—	○	○	○	—	○	—	—	—	—	○	—	—
Bellows		B	○	○	○	○	○	○	—	○	○	—	—	○	○
Multi-bellows		W	○	○	○	○	—	○	○	○	○	—	—	○	○
Flat		F	○	○	○	○	○	○	—	—	—	—	—	—	—
Flat, Large Suction Flow		FH	○	○	—	○	○	○	—	—	—	—	—	—	—
Oval		E	○	○	○	○	○	○	—	○	○	—	—	—	—

*Some rubber materials are not available depending on pad sizes. Please check the page of each pad type for details.

● Metal detectable type (Pad type code: BE, BD)

Code	MSF3	MSF5	MSS3	MSS5
Rubber material	Metal detectable silicone			
	Iron powder type		SUS powder type	
	Hardness 30°	Hardness 50°	Hardness 30°	Hardness 50°

● Mark-free type (Pad type code: Q)

Code	K	M	KE
Resin material	PEEK	POM	Conductive PEEK

● Sponge type (Pad type code: S)

Code	S	C
Rubber material	Silicone	Chloroprene

(6) Pad Surface treatment for Suction Mark-free Optional (○: Available)

Code			No code	-NF	-SF	-DL	-ER	-FG
Surface treatment			No surface treatment	Fiber surface type		DLC. coating	Reformed surface	Fluoro coating
				Nylon fiber	Silk fiber			
Applicable rubber material			—	Silicone (S) Fluoro (F)	Silicone (S) Fluoro (F)	Silicone (S) Fluoro (F) Conductive silicone (SE)	Nitrile (N) Conductive NBR (NE)	Silicone (S) Conductive silicone (SE) Extra soft silicone (YS2, YS4)
Vacuum pad Type Standard	General	R	—	○	○	○	○	○
	Deep	A	—	○	○	○	○	○
Soft		L	—	○	○	○	○	○
Soft Bellows		LB	—	○	○	○	○	○
Bellows		B	—	○	○	○	○	○
Multi-bellows		W	—	—	—	○	○	○
Flat		F	—	—	—	○	○	○
Flat, Large Suction Flow		FH	—	—	—	○	○	○
Oval		E	—	—	—	○	○	○

*Please refer to page 370 for the details of each pad surface type and treatment for Suction Mark-free. Some surface treatments are not available depending on pad sizes. Please check the page of each pad type for details.

(7) Port size and joint type

Code	4J	6J
Fitting type	Push-in fitting	Push-in fitting
Size (O.D. × I.D.)	4×2.5 mm	6×4 mm

Model designation of Holder only (Example)

VSPE (1) - T15 (2) - 30 (3) - 6J (4)

(1) Vacuum Cylinder

(2) Connection configuration code

Code	T15	T40	M4	M6
Type	Mount type		Screw type	

*Please select a connection configuration code, referring to the table of (2) Pad size and (4) Pad type under Model Designation (Example) of Vacuum Cylinder.

(3) Stroke

Code	5	10	20	30
Stroke (mm)	5	10	20	30

(4) Port size and joint type

Code	4J	6J
Fitting type	Push-in fitting	Push-in fitting
Size (O.D. × I.D.)	4×2.5 mm	6×4 mm

Vacuum Cylinder

Characteristics

By just applying compressed air, a work-piece gets sucked and lifted.

The vacuum cylinder is incorporated with a vacuum pad and a vacuum generator.

"M4" and "M6" connection holders are also available.

Various pad types such as Standard and Bellows can be mounted.

● Pad Surface treatment for Suction Mark-free (Optional)

NEW **Fluoro coating type is a new addition to the surface treatment for Suction Mark-free.**

- ·Fiber surface type ··· Raised fiber (nylon or silk) on vacuum pad surface prevents rubber from directly contacting workpieces, and suction marks are minimized.
- ·DLC. Coating type ··· Special chemical coating on vacuum pad achieves minimal friction. It prevents thin/light work-pieces from sticking to the surface of vacuum pad.
- ·Reformed surface ··· Surface of vacuum pad is reformed at molecular level by chemical immersion to reduce suction mark.
- ·Fluoro coating type ··· Surface treatment by fluorine gas prevents a vacuum pad from sticking to a work-piece and prevents bellow convolutions from sticking to each other. It also improves durability and abrasion resistance.

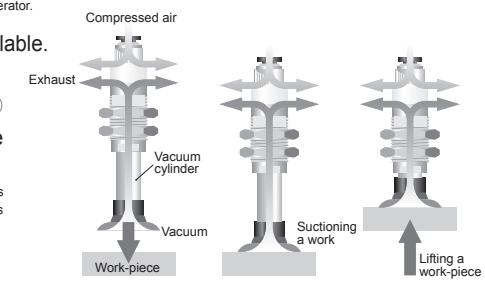

Vacuum characteristics

Supply pressure (MPa)	Nozzle dia. (mm)	Final vacuum (-kPa)	Suction flow (ℓ/min [ANR])	Air consumption (ℓ/min [ANR])
0.5	0.5	90.7	7	11.5

Cylinder thrust force

Supply pressure (MPa)	Cylinder thrust force (N)	Condition
0.5	5	Vacuum level inside cylinder tube of the product should be -85 kPa or more.

<Notes>

·The cylinder thrust force (spec. value) above is calculated under the condition of no leakage between a vacuum pad and a work-piece with supply pressure 0.5 MPa. The cylinder thrust force of this product depends on the vacuum level inside the cylinder tube. Calculate a cylinder thrust force by the formula below, using an actual measured vacuum level, if supply pressure 0.5 MPa cannot be secured, or there is leakage between a vacuum pad and a work-piece, etc.

Formula: Cylinder thrust force = $5 \times \frac{(\text{Actual vacuum level [-kPa]})}{85}$ [N]

(Example) Actual measured vacuum level: -60 kPa

Cylinder thrust force = $5 \times \frac{60}{85} \fallingdotseq 3.5$ [N]

RoHS2 (2011/65/EU+EU2015/863) compliant

Holder type	Pad dia. (mm)	Stroke (mm)	Model code	Connection configuration code
Vacuum Cylinder (Soft pad) VSPE	ø4	5	VSPE4-5L5 6-7	T15
		10	VSPE4-10L5 6-7	
		20	VSPE4-20L5 6-7	
		30	VSPE4-30L5 6-7	
	ø6	5	VSPE6-5L5 6-7	
		10	VSPE6-10L5 6-7	
		20	VSPE6-20L5 6-7	
		30	VSPE6-30L5 6-7	
	ø8	5	VSPE8-5L5 6-7	
		10	VSPE8-10L5 6-7	
		20	VSPE8-20L5 6-7	
		30	VSPE8-30L5 6-7	
	ø10	5	VSPE10-5L5 6-7	
		10	VSPE10-10L5 6-7	
		20	VSPE10-20L5 6-7	
		30	VSPE10-30L5 6-7	
	ø15	5	VSPE15-5L5 6-7	
		10	VSPE15-10L5 6-7	
		20	VSPE15-20L5 6-7	
		30	VSPE15-30L5 6-7	
	ø20	5	VSPE20-5L5 6-7	T40
		10	VSPE20-10L5 6-7	
		20	VSPE20-20L5 6-7	
		30	VSPE20-30L5 6-7	
	ø30	5	VSPE30-5L5 6-7	
		10	VSPE30-10L5 6-7	
		20	VSPE30-20L5 6-7	
		30	VSPE30-30L5 6-7	
	ø40	5	VSPE40-5L5 6-7	
		10	VSPE40-10L5 6-7	
		20	VSPE40-20L5 6-7	
		30	VSPE40-30L5 6-7	

● Selectable pad size and material of Pad Surface Treatment for Suction Mark-free

Pad dia. (mm)	6 Surface treatment code				
	-NF	-SF	-DL	-ER	-FG
	Fiber surface type		DLC. coating	Reformed surface	Fluoro coating
	Nylon fiber	Silk fiber			
ø4	—	—	○	○	○
ø6	—	—	○	○	○
ø8	—	—	○	○	○
ø10	○	○	○	○	○
ø15	○	○	○	○	○
ø20	○	○	○	○	○
ø30	○	○	○	○	○
ø40	○	○	○	○	○
Applicable material	S		S, SE	N, NE	S, SE

(○ : Available)

Notes
*Please select a rubber material code for 5 in model code and port size and joint type code for 7, referring to the model designation (example) of Vacuum Cylinder on page 731.

CAD data is available at PISCO website.

Packaging specifications
1 pc. /bag

Options
Please select a Pad rubber surface treatment code for 6.

RoHS2 (2011/65/EU+EU2015/863) compliant

Holder type	Pad dia. (mm)	Stroke (mm)	Model code	Connection configuration code
Vacuum Cylinder (Soft bellows pad) VSPE	ø6	5	VSPE6-5LB5 6-7	T15
		10	VSPE6-10LB5 6-7	
		20	VSPE6-20LB5 6-7	
		30	VSPE6-30LB5 6-7	
	ø8	5	VSPE8-5LB5 6-7	
		10	VSPE8-10LB5 6-7	
		20	VSPE8-20LB5 6-7	
		30	VSPE8-30LB5 6-7	
	ø10	5	VSPE10-5LB5 6-7	
		10	VSPE10-10LB5 6-7	
		20	VSPE10-20LB5 6-7	
		30	VSPE10-30LB5 6-7	
	ø15	5	VSPE15-5LB5 6-7	
		10	VSPE15-10LB5 6-7	
		20	VSPE15-20LB5 6-7	
		30	VSPE15-30LB5 6-7	
	ø20	5	VSPE20-5LB5 6-7	T40
		10	VSPE20-10LB5 6-7	
		20	VSPE20-20LB5 6-7	
		30	VSPE20-30LB5 6-7	

Notes
*Please select a rubber material code for 5 in model code and port size and joint type code for 7, referring to the model designation (example) of Vacuum Cylinder on page 731.

Packaging specifications
1 pc. /bag

Options
Please select a Pad rubber surface treatment code for 6.

● Selectable pad size and material of Pad Surface Treatment for Suction Mark-free

Pad dia. (mm)	6 Surface treatment				
	-NF	-SF	-DL	-ER	-FG
	Fiber surface type		DLC. coating	Reformed surface	Fluoro coating
	Nylon fiber	Silk fiber			
ø6	—	—	○	○	○
ø8	—	—	○	○	○
ø10	○	○	○	○	○
ø15	○	○	○	○	○
ø20	○	○	○	○	○
Applicable material	S		S, SE	N, NE	S, SE

(○ : Available)

Vacuum cylinder with the connection configuration code "M4" and "M6":

Although the connection configuration codes "M4" and "M6" are not found in the Vacuum Cylinder tables, "M4" and "M6" are selectable. For "M4"/"M6" vacuum cylinders, select one with the matching connection configuration code from the following "Cylinder Holder Only" and from the "Pad & screw set" (on page 374 to 383) .

Cylinder Holder Only

Holder type	Model code	Connection configuration code
Vacuum Cylinder VSPE	VSPE-T15-5-4	T15
	VSPE-T15-10-4	
	VSPE-T15-20-4	
	VSPE-T15-30-4	
	VSPE-T40-5-4	T40
	VSPE-T40-10-4	
	VSPE-T40-20-4	
	VSPE-T40-30-4	
	VSPE-M4-5-4	M4
	VSPE-M4-10-4	
	VSPE-M4-20-4	
	VSPE-M4-30-4	
	VSPE-M6-5-4	M6
	VSPE-M6-10-4	
	VSPE-M6-20-4	
	VSPE-M6-30-4	

Applicable vacuum pad list

Holder type	Connection configuration code	Pad type/size (mm)	
		Soft	Soft Bellows
VSPE-T15-3-4	T15	ø4 to ø15	ø6 to ø15
VSPE-T40-3-4	T40	ø20 to ø40	ø20

Holder type	Connection configuration code	Pad type/size (mm)									
		Standard		Skidproof	Bellows	Multi-bellows	Metal detectable	Flat, Large Suction Flow	Mark-free	Sponge	Oval
		General	Deep								
VSPE-M4-3-4	M4	ø10, ø15	ø15	ø10	ø10, ø15	ø10	ø10, ø15	ø10, ø15	ø10	—	—
VSPE-M6-3-4	M6	ø20 to ø50	ø20 to ø50	ø20 to ø50	ø20 to ø50	ø20 to ø50	ø20	ø20 to ø30	ø20, ø30	ø10 to ø50	All sizes

Notes
*1. Please select a code from Port size and joint type (4J or 6J) for 4, referring to the model designation (example) on page 731.
*2. For a vacuum pad to be connected to a cylinder holder only with "M4" or "M6" connection configuration code, select a code from "Pad & screw set".

Packaging specifications
1 pc. /bag

Structure of Vacuum pad Series

1. PISCO's Vacuum pad series consists of the combination of vacuum pads and holders.

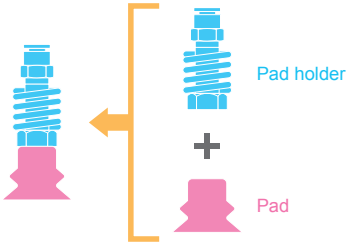

2. Vacuum pad and pad holder have a specific connection type depending on the size and shape.

	Insert type (Direct connection)	Mount type (Direct connection)	Screw type (Connection with screw)
Pad connection type	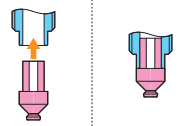		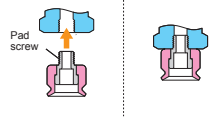
Connection configuration code	H3	T4 T8 T15 T40 (Exclusive to soft type & soft bellows type vacuum pads) PB8 PB15 (Exclusive to Vacuum pad for packaging bag) E10 E20 (Exclusive to Oval type vacuum pad)	M4 M6 M10 M20 G1 G2 G3 G4

*As shown in above drawings, Vacuum pad and pad holder are connected with a screw or a rim.

3. Any Vacuum pad and pad holder can be connected, as long as their connection configuration codes are same.

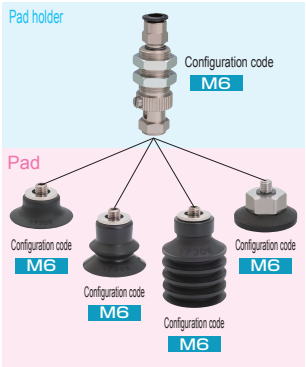

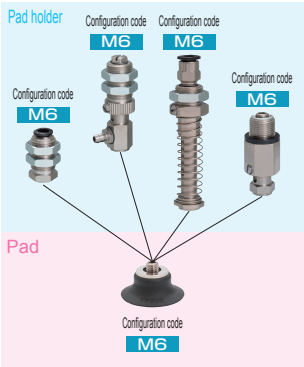



If you have purchased a pad and holder set but want to install a different pad or replace the holder with a different one...
→Please check the connection configuration code of your pad or pad holder and select the one that matches the configuration code.

4. Please refer to the below chart for the "Connection Configuration Code".

*Configuration codes are also listed on the page of model code list for each product.

Connection configuration code list (Holder)

●Common holder

		Fixed type		Spring type				
		Mini	Standard	Mini	Slim	Standard	No cover	Low dust emission
Top port	Code	VPMA	VPA	VPMC	VPSC	VPC	VPOC	VPLFC
	Type	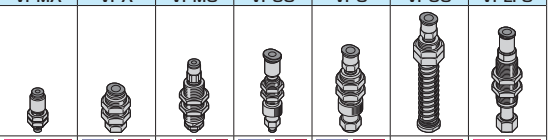						
	Configuration code	T4 T8 M4 M6	H3 T8 M4 M6 M10 M20 G1 G2 G3 G4	T4 T8 M4 M6	H3 T8	H3 T8 M4 M6 M10 M20 G1 G2 G3 G4	T8 M4 M6	T4 T8 M4 M6
Side port	Code	VPMB	VPB	VPMD	—	VPD	VPOD	VPLFD
	Type	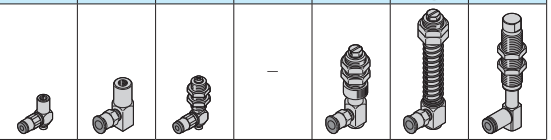						
	Configuration code	T4 T8 M4 M6	H3 T8 M4 M6 M10 M20 G1 G2 G3 G4	T4 T8 M4 M6	—	H3 T8 M4 M6 M10 M20 G1 G2 G3 G4	T8 M4 M6	T4 T8 M4 M6
Direct mount	Code	VPME	VPE	—	—	VPF		
	Type							
	Configuration code	T4 T8	H3 T4 T8 M4 M6 M10 M20 T15 T40	—	—	H3 T8 M4 M6		

*Holders with configuration code: G1 to G4 can be connected to VPE holders.

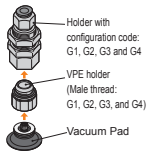

●Common holder (Lightweight/Low profile)

		Top port	Side port	Dual side port
Spring type (Lightweight)	Code	VPHC	VPHD	VPHDW
	Type	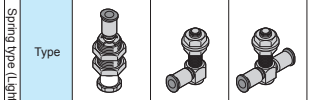		
	Configuration code	T15 T40 M4 M6	T15 T40 T8 M4 M6	T15 T40 T8 M4 M6
Fixed type. Direct mount (Low profile)	Code	—	VPHE	VPHEW
	Type	—	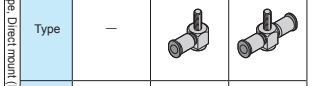	
	Configuration code	—	T15 T40 T8 M4 M6	T15 T40 T8 M4 M6

●Special holder *Pads of other shapes cannot be installed.

For oval type	Code	VPA	VPB
	Type	Top port 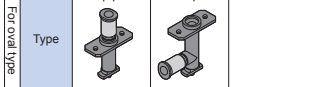	Side port
	Configuration code	E10 E20	E10 E20
For packaging bag	Code	VPA	VPE
	Type	Fixed type 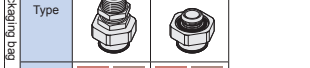	Direct mount
	Configuration code	PB8 PB15	PB8 PB15

Connection configuration code list (Pad) (○: Available)

Pad type or application	Standard Small	Standard General	Standard Deep	Bellows	Multi-bellows	Metal detectable	Skidproof	Flat (Large suction flow type)	Mark-free	Soft	Soft bellows	Sponge	Ultrathin	For packaging bag
Code	RM	R	A	B	W	BE,BD	K	F,FH	Q	L	LB	S	P	PB
Pad dia. (mm) 0.7	○													
1	○	○												
1.5	○													
2	○	○		○	H3									
3	○	○												
4	○	○		○						○				
6	T4	○		○	○					○	○		T8	
8		○		○	T8					○	○		○	
10		○		○	○	○	○	○	○	○	○	○	○	
15	M4	○	○	○	○	○		○		○	○	○	○	PB8
20		○	○	○	○	○	○	○	○	○	○	○	○	○
25		○	○	○				○				○		○
30		○	○	○	○		○	○	○	○		○		○
35	M6											○		
40		○	○	○	○		○			○				○
50		○	○	○	○		○				T40	○		○
60		○	○	○										PB15
70												○		
80		○	○	○									M10	
100		○	○	○								○		
150		○												
200		○	M20											

Pad type or application	Oval
Code	E
Pad size (mm) 2×4	○
3.5×7	○
4×10	○
5×10	○
6×10	○
4×20	○
4×30	○
5×20	○
5×30	○
6×20	○
6×30	○
8×20	○
8×30	○

E10 E20 M6

Some combinations are possible by using a conversion screw adapter.
H3, T4 and T8 can be converted to M4 or M6. M4 to M6 conversion is also available. For details, please see "Rearrangement parts" of each pad type.

Vacuum pad / Pad & screw set

Model Designation (Example)

VP	20	R	S	-NF	-	M6		-S3
(1)	(2)	(3)	(4)	(5)		(6)	(7)	(8)
				Optional			Optional	Optional

(1) Vacuum Pad

(2) Pad size (3) Pad type (6) Connection configuration code

*Required for Pad & screw set only. (○: Available)

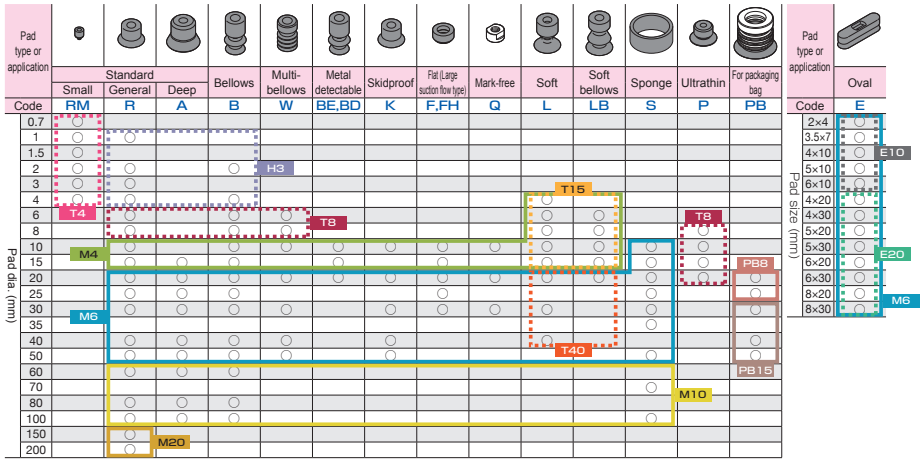

(4) Pad material (○: Available)

Code			N	S	U	F	SE	NE	G	HN	EP	FS	NH	YS2	YS4	MSF3	MSF5	MSS3	MSS5
Rubber material			Nitrile	Silicone	Urethane	Fluoro	Conductive silicone	Conductive NBR (Low resistance)	Food Sanit. Act compliant NBR	HNBR	EPDM	Fluoro-silicone	Oil proof NBR	Extra soft silicone		Metal detectable silicone			
														Hardness 20°	Hardness 40°	Iron powder type		SUS powder type	
																Hardness 30°	Hardness 50°	Hardness 30°	Hardness 50°
Pad color			Black	Clear white	Dark-blue	Gray	Black	Black	Light-gray	Black	Black	Dark-orange	Black	Pink	Blue	Reddish-brown	Dark-green	Brown	Green
Material code marking*1			None	None	None	None	SE	NE	None	HN	EP	None	None	None	None	SF	SF	SS	SS
Pad type	Standard	General	R	○	○	○	○	○	○	○	○	○	—	—	—	—	—	—	—
		Deep	A	○	○	○	○	○	○	○	○	○	—	—	—	—	—	—	—
		Small	RM	○	○	○	○	○	○	○	○	○	—	—	—	—	—	—	—
	Soft		L	○	○	—	—	○	○	—	—	—	○	—	—	—	—	—	—
	Soft bellows		LB	○	○	○	—	○	○	—	○	○	—	—	—	—	—	—	—
	Skidproof		K	—	○	○	○	—	○	—	—	—	—	○	—	—	—	—	—
	Bellows		B	○	○	○	○	○	○	—	○	○	—	—	○	○	—	—	—
	Multi-bellows		W	○	○	○	○	—	○	○	○	○	—	—	○	○	—	—	—
	For packaging bag		PB	—	○ *3	—	—	—	—	—	—	—	—	—	—	—	—	—	—
	Metal Detectable (Bellows with bumps)	Ribs	BE	—	—	—	—	—	—	—	—	—	—	—	—	○	○	○	○
		No ribs	BD																
	Ultrathin		P	○	○	○	○	—	○	—	—	—	○	—	—	—	—	—	—
	Flat		F	○	○	○	○	○	○	—	—	—	—	—	—	—	—	—	—
	Flat large suction flow		FH	○	○	—	○	○	○	—	—	—	—	—	—	—	—	—	—
	Oval		E	○	○	○	○	○	○	—	○	○	—	—	—	—	—	—	—

● Mark-free type (Pad type code: Q)

Code	K	M	KE
Resin material	PEEK	POM	Conductive PEEK
Pad color	Beige	White	Black

● Sponge type (Pad type code: S)

Code	S	C
Rubber material	Silicone	Chloroprene
Pad color	Dark-orange	Black

*1. For vacuum pads in black color (SE: Conductive silicone, NE: Conductive NBR (low resistance), HN: HNBR and EP: EPDM) and Vacuum pad Metal Detective type, the pad material code is marked on the top or the side of the vacuum pad for material identification. (The marking on black vacuum pads has started since Oct. 2023 gradually.)

Marking on the side

Connection config. Code: T4 and H3 (except ø2 mm of Bellows type)

Marking on the top

All pads other than Connection config. code: T4 and H3

*2. Some materials are not available depending on pad size. Please see the catalog for details.
*3. Pad color of pads for Packaging bag.
Lip hardness 20° (Pink) Lip hardness 40° (Blue)
*4. The Conductive Silicone rubber (SE) is a silicon rubber capable of releasing static electricity. (Volume resistance: More than 200 Ω·cm and 10^5 Ω·cm or less)
*5. Nitrile rubber (N), Conductive NBR (Low resistance, Volume resistance: 200Ω·cm or less) (NE), Food Sanitation Act-compliant NBR (G), Oil proof NBR (NH) are not suitable for use with ozone environment.
*6. Extra soft silicone (YS2/YS4), Metal detectable silicone and Silicone for Packaging bag are compliant with Food Sanitation Act and FDA.
*7. Volume resistance of Conductive PEEK (KE) is 10^5 to 10^6 Ω·cm.

(5) Surface treatment Optional (○: Available)

Code			No code	-NF	-SF	-DL	-ER	-FG
Surface treatment			None	Fiber surface		DLC. coating	Reformed surface	Fluoro-coating
				Nylon fiber	Silk fiber			
			—					
Applicable pad material			—	Silicone (S) Fluoro (F)	Silicone (S) Fluoro (F)	Silicone (S) Fluoro (F) Conductive silicone (SE)	Nitrile (N) Conductive NBR (NE)	Silicone (S) Conductive silicone (SE) Extra soft silicone (YS2,YS4)
Pad type	Standard	General	R	—	○	○	○	○	○
		Deep	A	—	○	○	○	○	○
		Small	RM	—	—	—	—	○	○
	Soft		L	—	○	○	○	○	○
	Soft bellows		LB	—	○	○	○	○	○
	Skidproof		K	—	—	—	—	—	—
	Bellows		B	—	○	○	○	○	○
	Multi-bellows		W	—	—	—	○	○	○
	For packaging bag		PB	—	—	—	—	—	○
	Metal Detectable		BE,BD	—	—	—	—	—	—
	Ultrathin		P	—	—	—	○	○	○
	Flat		F	—	—	—	○	○	○
	Flat large suction flow		FH	—	—	—	○	○	○
	Mark-free		Q	—	—	—	—	—	—
	Sponge		S	—	—	—	—	—	—
	Oval		E	—	—	—	○	○	○

*Some surface treatments are not available depending on pad size.
Please refer to page 370 for the details of each pad surface type and treatment for Suction Mark-free.

(6) Connection configuration code (Required for Pad & screw set only.) Please refer to the Pad size and type list on the 374 page.

Code	No code	-M4	-M6	-M10	-M20	-M5(*)
Connection config. code	—	M4	M6	M10	M20	—
Thread size	Pad rubber only	M4×0.7	M6×1	M10×1.5	M20×2	M5×0.8

*M5 thread is used for mounting on non-PISCO holders. Contact us for the price of screw set.

(7) Mark-free resin attachment material (Bellows type only) Optional

Code	No code	-QK	-QM	-QKE
Resin material	—	PEEK	POM	Conductive PEEK (Volume resistance: 10^5 to 10^6 Ω·cm)
	—			

*1. Selectable for Bellows type pad dia. 10 to 30 mm.
*2. Resin attachment cannot be installed when selecting surface treatment.
*3. Resin attachment cannot be installed when selecting Extra soft silicone for pad material.

(8) -S3 spec. (Required for Pad & screw set only) Optional

Code	No code	-S3
Metal material	Standard	No copper-based metallic materials used in flow paths

Vacuum pad / Pad & screw set

Holders with the same "connection configuration code (M4 , M6 etc.)" can be connected. For connectable holders, please see the page of Pad holder only (page 384-).

Standard series, General type (R) and Deep type (A) Vacuum pad alone

P.406

Model code	○: Available as standard item									Connection config. code
	4 Pad rubber material									
	N	S	U	F	SE	NE	G	HN	EP	
	Nitrile	Silicone	Urethane	Fluoro	Conductive silicone	Conductive NBR (Low resistance)	Food Sanit. Act compliant NBR	HNBR	EPDM	
VP1R4	○	○	○	○	○	○	○	○	○	H3
VP2R4	○	○	○	○	○	○	○	○	○	
VP3R4	○	○	○	○	○	○	○	○	○	
VP4R4	○	○	○	○	○	○	○	○	○	
VP6R45	○	○	○	○	○	○	○	○	○	T8
VP8R45	○	○	○	○	○	○	○	○	○	
VP10R45	○	○	○	○	○	○	○	○	○	M4(*3)
VP15R(A)45	●	●	●	●	●	●	●	●	●	
VP20R(A)45	●	●	●	●	●	●	●	●	●	
VP25R(A)45	●	●	●	●	●	●	●	●	●	
VP30R(A)45	●	●	●	●	●	●	●	●	●	M6(*3)
VP40R(A)45	●	●	●	●	●	●	●	●	●	
VP50R(A)45	●	●	●	●	●	●	●	●	●	
VP60R(A)45	●	●	●	●	○	●	—	●	●	
VP80R(A)45	●	●	●	●	○	●	—	●	●	M10(*3)
VP100R(A)45	●	●	●	●	○	●	—	●	●	
VP150R45	○	○	○	○	○	○	—	○	○	M20(*3)
VP200R45	○	○	○	○	○	○	—	○	○	

Standard series, General type (R) and Deep type (A) Pad & screw set

P.406

Model code	○: Available as standard item										Connection config. code
	4 Pad rubber material									8	
	N	S	U	F	SE	NE	G	HN	EP	-S3	
	Nitrile	Silicone	Urethane	Fluoro	Conductive silicone	Conductive NBR (Low resistance)	Food Sanit. Act compliant NBR	HNBR	EPDM	-S3 spec.	
VP10R45-M48	○	○	○	○	○	○	○	○	○	○	M4
VP15R(A)45-M48	●	●	●	●	●	●	●	●	●	○	
VP20R(A)45-M68	●	●	●	●	●	●	●	●	●	○	M6
VP25R(A)45-M68	●	●	●	●	●	●	●	●	●	○	
VP30R(A)45-M68	●	●	●	●	●	●	●	●	●	○	
VP40R(A)45-M68	●	●	●	●	●	●	●	●	●	○	
VP50R(A)45-M68	●	●	●	●	●	●	●	●	●	○	
VP60R(A)45-M10	●	●	●	●	○	●	—	●	●	*2	M10
VP80R(A)45-M108	●	●	●	●	○	●	—	●	●	○	
VP100R(A)45-M108	●	●	●	●	○	●	—	●	●	○	
VP150R45-M208	○	○	○	○	○	○	—	○	○	○	M20
VP200R45-M208	○	○	○	○	○	○	—	○	○	○	

Standard series, Small type Vacuum pad alone

P.406

Model code	○: Available as standard item									Connection config. code
	4 Pad rubber material									
	N	S	U	F	SE	NE	G	HN	EP	
	Nitrile	Silicone	Urethane	Fluoro	Conductive silicone	Conductive NBR (Low resistance)	Food Sanit. Act compliant NBR	HNBR	EPDM	
VP0.7RM45	○	○	○	○	○	○	○	○	○	T4
VP1RM45	○	○	○	○	○	○	○	○	○	
VP1.5RM45	○	○	○	○	○	○	○	○	○	
VP2RM45	○	○	○	○	○	○	○	○	○	
VP3RM45	○	○	○	○	○	○	○	○	○	
VP4RM45	○	○	○	○	○	○	○	○	○	

■ Available pad size and material for surface treatment (Standard series, General type & Deep type) Add

Pad dia. (mm)	5 Surface treatment code				
	-NF	-SF	-DL	-ER	-FG
	Fiber surface		DLC. coating	Reformed surface	Fluoro-coating
	Nylon	Silk			
ø6	—	—	○	○	○
ø8	—	—	○	○	○
ø10	—	—	○	○	○
ø15	●	●	●	●	●
ø20	●	●	●	●	●
ø25	●	●	●	●	●
ø30	●	●	●	●	●
ø40	●	●	●	●	●
ø50	●	●	●	●	●
ø60	●	●	—	●	●
ø80	●	●	—	—	●
ø100	—	—	—	—	●
ø150	—	—	—	—	○
ø200	—	—	—	—	○
Material	S, F		S, F, SE	N, NE	S, SE

■ Available pad size and material for surface treatment (Standard series, Small type) Add

Pad dia. (mm)	5 Surface treatment code	
	-ER	-FG
	Reformed surface	Fluoro-coating
ø0.7	○	○
ø1	○	○
ø1.5	○	○
ø2	○	○
ø3	○	○
ø4	○	○
Material	N, NE	S, SE

CAD 2D 3D CAD data is available at PISCO website.

Package Packaging specifications 1 pc. /bag

Option Options
5 : Surface treatment
8 : -S3 ⇒ -S3 spec.

Notes
*1. For ● part in the table above, deep type of standard series is available.
*2. For Pad & screw set of 60 mm pad dia. (for general type and deep type), the standard spec. is equivalent to "-S3" spec.
*3. A pad screw is required to mount on the holder. If you do not have a pad screw, please select from the Pad & screw set.
*4. Configuration code: H3 is not available for surface treatment.

Holders with the same "connection configuration code (M4 , M6 etc.)" can be connected. For connectable holders, please see the page of Pad holder only (page 384-).

Soft series, Pad rubber alone

P.446

Model code	○: Available as standard item					Connection config. code
	4 Pad rubber material					
	N	S	FS	SE	NE	
	Nitrile	Silicone	Fluoro silicone	Conductive silicone	Conductive NBR (Low resistance)	
VP4L45	○	○	○	○	○	T15 M4(*)
VP6L45	○	○	○	○	○	
VP8L45	○	○	○	○	○	
VP10L45	○	○	○	○	○	
VP15L45	○	○	○	○	○	
VP20L45	○	○	○	○	○	T40 M6(*)
VP30L45	○	○	○	○	○	
VP40L45	○	○	○	○	○	

Soft series, Pad & screw set

P.446

Model code	○: Available as standard item						Connection config. code
	4 Pad rubber material					8	
	N	S	FS	SE	NE	-S3	
	Nitrile	Silicone	Fluoro silicone	Conductive silicone	Conductive NBR (Low resistance)	-S3 spec.	
VP4L45-M48	○	○	○	○	○	○	M4
VP6L45-M48	○	○	○	○	○	○	
VP8L45-M48	○	○	○	○	○	○	
VP10L45-M48	○	○	○	○	○	○	
VP15L45-M48	○	○	○	○	○	○	
VP20L45-M68	○	○	○	○	○	○	M6
VP30L45-M68	○	○	○	○	○	○	
VP40L45-M68	○	○	○	○	○	○	

Soft bellows series, Pad rubber alone

P.482

Model code	○: Available as standard item							Connection config. code
	4 Pad rubber material							
	N	S	U	SE	NE	HN	EP	
	Nitrile	Silicone	Urethane	Conductive silicone	Conductive NBR (Low resistance)	HNBR	EPDM	
VP6LB45	○	○	○	○	○	○	○	T15 M4(*)
VP8LB45	○	○	○	○	○	○	○	
VP10LB45	○	○	○	○	○	○	○	
VP15LB45	○	○	○	○	○	○	○	
VP20LB45	○	○	○	○	○	○	○	T40 M6(*)

■ Available pad size and material for surface treatment (Soft series) Add

Pad dia. (mm)	5 Surface treatment code				
	-NF	-SF	-DL	-ER	-FG
	Fiber surface		DLC. coating	Reformed surface	Fluoro-coating
	Nylon	Silk			
ø4	—	—	○	○	○
ø6	—	—	○	○	○
ø8	—	—	○	○	○
ø10	○	○	○	○	○
ø15	○	○	○	○	○
ø20	○	○	○	○	○
ø30	○	○	○	○	○
ø40	○	○	○	○	○
Material	S		S, SE	N, NE	S, SE

Soft bellows series, Pad & screw set

P.482

Model code	○: Available as standard item								Connection config. code
	4 Pad rubber material							8	
	N	S	U	SE	NE	HN	EP	-S3	
	Nitrile	Silicone	Urethane	Conductive silicone	Conductive NBR (Low resistance)	HNBR	EPDM	-S3 spec.	
VP6LB45-M48	○	○	○	○	○	○	○	○	M4
VP8LB45-M48	○	○	○	○	○	○	○	○	
VP10LB45-M48	○	○	○	○	○	○	○	○	
VP15LB45-M48	○	○	○	○	○	○	○	○	
VP20LB45-M68	○	○	○	○	○	○	○	○	M6

■ Available pad size and material for surface treatment (Soft bellows series) Add

Pad dia. (mm)	5 Surface treatment code				
	-NF	-SF	-DL	-ER	-FG
	Fiber surface		DLC. coating	Reformed surface	Fluoro-coating
	Nylon	Silk			
ø6	—	—	○	○	○
ø8	—	—	○	○	○
ø10	○	○	○	○	○
ø15	○	○	○	○	○
ø20	○	○	○	○	○
Material	S		S, SE	N, NE	S, SE

Skidproof series, Pad rubber alone

P.508

Model code	○: Available as standard item					Connection config. code
	4 Pad rubber material					
	NH	S	U	F	NE	
	Oil proof NBR	Silicone	Urethane	Fluoro	Conductive NBR (Low resistance)	
VP10K4	○	○	○	○	○	M4(*)
VP20K4	○	○	○	○	○	M6(*)
VP30K4	○	○	○	○	○	
VP40K4	○	○	○	○	○	
VP50K4	○	○	○	○	○	

Skidproof series, Pad & screw set

P.508

Model code	○: Available as standard item						Connection config. code
	4 Pad rubber material					8	
	NH	S	U	F	NE	-S3	
	Oil proof NBR	Silicone	Urethane	Fluoro	Conductive NBR (Low resistance)	-S3 spec.	
VP10K4-M48	○	○	○	○	○	○	M4
VP20K4-M68	○	○	○	○	○	○	M6
VP30K4-M68	○	○	○	○	○	○	
VP40K4-M68	○	○	○	○	○	○	
VP50K4-M68	○	○	○	○	○	○	

Notes
*A screw adapter (Soft/Soft bellows series) or a pad screw (Skidproof series) is required to mount on the holder. If you do not have a screw adapter and a pad screw, please select from the Pad & screw set.

CAD 2D 3D CAD data is available at PISCO website.

Package Packaging specifications 1 pc. /bag

Option Options
5 : Surface treatment 8 : -S3 ⇒ -S3 spec.

Vacuum pad / Pad & screw set

Holders with the same "connection configuration code (M4 , M6 etc.)" can be connected. For connectable holders, please see the page of Pad holder only (page 384-).

Bellows series, Pad rubber alone

P.526

Model code	○: Available as standard item										Connection config. code
	4 Pad rubber material										
	N	S	YS2	YS4	U	F	SE	NE	HN	EP	
	Nitrile	Silicone	Extra soft silicone(*2) Hardness 20°	Hardness 40°	Urethane	Fluoro	Conductive silicone	Conductive NBR (Low resistance)	HNBR	EPDM	
VP2B4	○	○	—	—	—	—	—	—	—	—	H3
VP4B4	○	○	—	—	—	—	○	—	—	—	
VP6B45	○	○	—	—	○	○	○	○	○	○	T8
VP8B45	○	○	—	—	○	○	○	○	○	○	
VP10B45	○	○	(*4)	(*4)	○	○	○	○	○	○	M4(*3)
VP15B45	○	○	(*4)	○	○	○	○	○	○	○	
VP20B45	○	○	○	○	○	○	○	○	○	○	M6(*3)
VP25B45	○	○	○	○	○	○	○	○	○	○	
VP30B45	○	○	○	○	○	○	○	○	○	○	
VP40B45	○	○	○	○	○	○	○	○	○	○	
VP50B45	○	○	○	○	○	○	○	○	○	○	
VP60B45	○	○	—	—	○	○	○	○	○	○	M10(*3)
VP80B45	○	○	—	—	○	○	○	○	○	○	
VP100B45	○	○	—	—	○	○	○	○	○	○	

Bellows series, Pad & screw set

P.526

Model code	○: Available as standard item											Connection config. code
	4 Pad rubber material										8	
	N	S	YS2	YS4	U	F	SE	NE	HN	EP	-S3	
	Nitrile	Silicone	Extra soft silicone(*2) Hardness 20°	Hardness 40°	Urethane	Fluoro	Conductive silicone	Conductive NBR (Low resistance)	HNBR	EPDM	-S3 spec.	
VP10B45-M48	○	○	(*4)	(*4)	○	○	○	○	○	○	○	M4
VP15B45-M48	○	○	(*4)	○	○	○	○	○	○	○	○	
VP20B45-M68	○	○	○	○	○	○	○	○	○	○	○	M6
VP25B45-M68	○	○	○	○	○	○	○	○	○	○	○	
VP30B45-M68	○	○	○	○	○	○	○	○	○	○	○	
VP40B45-M68	○	○	○	○	○	○	○	○	○	○	○	
VP50B45-M68	○	○	○	○	○	○	○	○	○	○	○	
VP60B45-M10	○	○	—	—	○	○	○	○	○	○	(*1)	M10
VP80B45-M108	○	○	—	—	○	○	○	○	○	○	○	
VP100B45-M108	○	○	—	—	○	○	○	○	○	○	○	

■ Available pad size and material for surface treatment (Bellows series) Add

Pad dia. (mm)	5 Surface treatment code					
	-NF	-SF	-DL	-ER	-FG	
	Fiber surface		DLC. coating	Reformed surface	Fluoro-coating	
	Nylon	Silk			(S, SE)	(YS2, YS4)
ø6	—	—	○	○	○	—
ø8	—	—	○	○	○	—
ø10	—	—	○	○	○	—
ø15	○	○	○	○	○	○
ø20	○	○	○	○	○	○
ø25	○	○	○	○	○	○
ø30	○	○	○	○	○	○
ø40	○	○	○	○	○	○
ø50	○	○	○	○	○	○
ø60	○	○	—	○	○	—
ø80	○	○	—	—	○	—
ø100	—	—	—	—	○	—
Material	S, F		S, F, SE	N, NE	S, SE, YS2, YS4	

*4.
Fluoro-coating of Extra soft silicone (YS2, YS4)
For Extra soft silicone pads, dia. 10 mm or 15 mm of 20° hardness type (YS2) and dia. 10 mm of 40° hardness type (YS4) can be selected only when Fluoro-coating treatment is selected.

Model code	YS2	YS4	8 -S3	Connection config. code
	Extra soft silicone(*2) Hardness20°	Hardness40°	-S3 spec.	
VP10B4-FG	○	○	—	M4(*3)
VP15B4-FG	○	—	—	
	Pad & screw set			
VP10B4-FG-M48	○	○	○	M4
VP15B4-FG-M48	○	—	○	

Notes
*1. For Pad & screw set of Bellows series 60 mm pad dia., the standard spec. is equivalent to "-S3" spec.
*2. Extra soft silicone is compliant with Food Sanitation Act and FDA.
*3. A pad screw is required to mount on the holder. If you do not have a pad screw, please select from the Pad & screw set.

CAD data is available at PISCO website.

Packaging specifications
1 pc. /bag

Options
5 : Surface treatment
8 : -S3 ⇒ -S3 spec.

Holders with the same "connection configuration code (M4 , M6 etc.)" can be connected. For connectable holders, please see the page of Pad holder only (page 384-).

Bellows series, with Resin attachment

P.526

Model code	○: Available as standard item								Connection config. code
	4 Pad rubber material								
	N	S	U	F	SE	NE	HN	EP	
	Nitrile	Silicone	Urethane	Fluoro	Conductive silicone	Conductive NBR (Low resistance)	HNBR	EPDM	
VP10B4-QK	○	○	○	○	○	○	○	○	M4(*1)
VP10B4-QM	○	○	○	○	○	○	○	○	
VP10B4-QKE	○	○	○	○	○	○	○	○	
VP15B4-QK	○	○	○	○	○	○	○	○	
VP15B4-QM	○	○	○	○	○	○	○	○	
VP15B4-QKE	○	○	○	○	○	○	○	○	
VP20B4-QK	○	○	○	○	○	○	○	○	M6(*1)
VP20B4-QM	○	○	○	○	○	○	○	○	
VP20B4-QKE	○	○	○	○	○	○	○	○	
VP25B4-QK	○	○	○	○	○	○	○	○	
VP25B4-QM	○	○	○	○	○	○	○	○	
VP25B4-QKE	○	○	○	○	○	○	○	○	
VP30B4-QK	○	○	○	○	○	○	○	○	
VP30B4-QM	○	○	○	○	○	○	○	○	
VP30B4-QKE	○	○	○	○	○	○	○	○	

Picture of mark-free resin attachment with pad

By attaching a resin attachment, bellows pad (pad dia.: 10 to 30 mm) can be used as Mark-free pad.



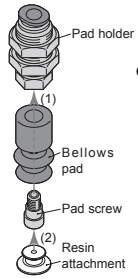

● How to attach
(1) Fix a bellows pad and a pad holder with a pad screw.
(2) Attach a resin attachment to the bellows pad.

Bellows series, Pad & screw set + Resin attachment

P.526

Model code	○: Available as standard item									Connection config. code
	4 Pad rubber material								8	
	N	S	U	F	SE	NE	HN	EP	-S3	
	Nitrile	Silicone	Urethane	Fluoro	Conductive silicone	Conductive NBR (Low resistance)	HNBR	EPDM	-S3 spec.	
VP10B4-M4-QK8	○	○	○	○	○	○	○	○	○	M4
VP10B4-M4-QM8	○	○	○	○	○	○	○	○	○	
VP10B4-M4-QKE8	○	○	○	○	○	○	○	○	○	
VP15B4-M4-QK8	○	○	○	○	○	○	○	○	○	
VP15B4-M4-QM8	○	○	○	○	○	○	○	○	○	
VP15B4-M4-QKE8	○	○	○	○	○	○	○	○	○	
VP20B4-M6-QK8	○	○	○	○	○	○	○	○	○	M6
VP20B4-M6-QM8	○	○	○	○	○	○	○	○	○	
VP20B4-M6-QKE8	○	○	○	○	○	○	○	○	○	
VP25B4-M6-QK8	○	○	○	○	○	○	○	○	○	
VP25B4-M6-QM8	○	○	○	○	○	○	○	○	○	
VP25B4-M6-QKE8	○	○	○	○	○	○	○	○	○	
VP30B4-M6-QK8	○	○	○	○	○	○	○	○	○	
VP30B4-M6-QM8	○	○	○	○	○	○	○	○	○	
VP30B4-M6-QKE8	○	○	○	○	○	○	○	○	○	

Mark-free resin attachment for Bellows series

P.526

Model code	○: Available as standard item		
	4 Resin attachment material		
	K	M	KE
	PEEK	POM	Conductive PEEK
VP10BQ4-AT	○	○	○
VP15BQ4-AT	○	○	○
VP20BQ4-AT	○	○	○
VP25BQ4-AT	○	○	○
VP30BQ4-AT	○	○	○

Notes
*1. A pad screw is required to mount on the holder. If you do not have a pad screw, please select from the Pad & screw set.
*2. Resin attachment must be used with a vacuum pad for work conveyance.

CAD data is available at PISCO website.

Packaging specifications
1 pc. /bag

Options
8 : -S3 ⇒ -S3 spec.

Vacuum pad / Pad & screw set

Holders with the same "connection configuration code (M4 , M6 etc.)" can be connected. For connectable holders, please see the page of Pad holder only (page 384-).

Multi-bellows series, Pad rubber alone

P.560

Model code	○: Available as standard item										Connection config. code
	4 Pad rubber material										
	N	S	YS2	YS4	U	F	NE	G	HN	EP	
	Nitrile	Silicone	Extra soft silicone(*1) Hardness 20°	Extra soft silicone(*1) Hardness 40°	Urethane	Fluoro	Conductive NBR (Low resistance)	Food Sanit. Act compliant NBR	HNBR	EPDM	
VP6W4 5	○	○	—	—	—	○	○	○	○	○	T8
VP8W4 5	○	○	—	—	—	○	○	○	○	○	
VP10W4 5	○	○	(*3)	(*3)	○	○	○	○	○	○	M4(*2)
VP20W4 5	○	○	○	○	○	○	○	○	○	○	M6(*2)
VP30W4 5	○	○	○	○	○	○	○	○	○	○	
VP40W4 5	○	○	○	○	○	○	○	○	○	○	
VP50W4 5	○	○	○	○	○	○	○	○	○	○	

Notes
*1. Extra soft silicone and vacuum pad for packaging bag series (including oversuction preventing adapter) are compliant with Food Sanitation Act and FDA.
*2. A pad screw is required to mount on the holder. If you do not have a pad screw, please select from the Pad & screw set.

CAD data is available at PISCO website.

Packaging specifications
1 pc. /bag

Options
5 : Surface treatment
8 : -S3 ⇒ -S3 spec.

Multi-bellows series, Pad & screw set

P.560

Model code	○: Available as standard item											Connection config. code
	4 Pad rubber material										8	
	N	S	YS2	YS4	U	F	NE	G	HN	EP	-S3	
	Nitrile	Silicone	Extra soft silicone(*1) Hardness 20°	Extra soft silicone(*1) Hardness 40°	Urethane	Fluoro	Conductive NBR (Low resistance)	Food Sanit. Act compliant NBR	HNBR	EPDM	-S3 spec.	
VP10W4 5-M4 8	○	○	(*3)	(*3)	○	○	○	○	○	○	○	M4
VP20W4 5-M6 8	○	○	○	○	○	○	○	○	○	○	○	M6
VP30W4 5-M6 8	○	○	○	○	○	○	○	○	○	○	○	
VP40W4 5-M6 8	○	○	○	○	○	○	○	○	○	○	○	
VP50W4 5-M6 8	○	○	○	○	○	○	○	○	○	○	○	

*cnvls=convolutions

P.586

Packaging bag 3 cnvls
Lip hardness 20°
Pad rubber alone

Model code	Connection config. code
VP20PBS23 5	PB8
VP25PBS23 5	
VP30PBS23 5	PB15
VP40PBS23 5	
VP50PBS23 5	

P.586

Packaging bag 3 cnvls
Lip hardness 40°
Pad rubber alone

Model code	Connection config. code
VP20PBS43 5	PB8
VP25PBS43 5	
VP30PBS43 5	PB15
VP40PBS43 5	
VP50PBS43 5	

P.586

Packaging bag 5 cnvls
Lip hardness 20°
Pad rubber alone

Model code	Connection config. code
VP20PBS25 5	PB8
VP25PBS25 5	
VP30PBS25 5	PB15
VP40PBS25 5	
VP50PBS25 5	

P.586

Packaging bag 5 cnvls
Lip hardness 40°
Pad rubber alone

Model code	Connection config. code
VP20PBS45 5	PB8
VP25PBS45 5	
VP30PBS45 5	PB15
VP40PBS45 5	
VP50PBS45 5	

Oversuction preventing adapter with pad

Vacuum pad for packaging bag

Oversuction preventing adapter

P.586

Oversuction preventing adapter
Spherical type (exclusive to packaging bag pad)

Model code	Pad dia. (mm)
VP20PB-FS	ø20
VP25PB-FS	ø25
VP30PB-FS	ø30
VP40PB-FS	ø40
VP50PB-FS	ø50

P.586

Oversuction preventing adapter
Spherical type with stainless steel mesh (exclusive to packaging bag pad)

Model code	Pad dia. (mm)
VP20PB-MS	ø20
VP25PB-MS	ø25
VP30PB-MS	ø30
VP40PB-MS	ø40
VP50PB-MS	ø50

P.586

Oversuction preventing adapter
Plane type (exclusive to packaging bag pad)

Model code	Pad dia. (mm)
VP20PB-FF	ø20
VP25PB-FF	ø25
VP30PB-FF	ø30
VP40PB-FF	ø40
VP50PB-FF	ø50

P.586

Oversuction preventing adapter
Plane type with stainless steel mesh (exclusive to packaging bag pad)

Model code	Pad dia. (mm)
VP20PB-MF	ø20
VP25PB-MF	ø25
VP30PB-MF	ø30
VP40PB-MF	ø40
VP50PB-MF	ø50

Spherical type

Plane type

■ Available pad size and material for surface treatment (Multi-bellows series) Add

Pad dia. (mm)	5 Surface treatment code			
	-DL	-ER	-FG	
	DLC. coating	Reformed surface	Fluoro-coating (S)	Fluoro-coating (YS2, YS4)
ø6	—	○	○	—
ø8	—	○	○	—
ø10	○	○	○	—
ø20	○	○	○	○
ø30	—	○	○	○
ø40	—	○	○	○
ø50	—	○	○	○
Material	S, F	N, NE	S, YS2, YS4	

*3.
Fluoro-coating of Extra soft silicone (YS2, YS4)
For Extra soft silicone pads, dia. 10 mm can be selected only when Fluoro-coating treatment is selected.

Model code	YS2	YS4	8 -S3	Connection config. code
	Extra soft silicone(*1) Hardness 20°	Extra soft silicone(*1) Hardness 40°	-S3 spec.	
VP10W4-FG	○	○	—	M4(*2)
	Pad & screw set			
VP10W4-FG-M4 8	○	○	○	M4

■ Available pad size and material for surface treatment (For Packaging bag) Add

Pad dia. (mm)	5 Surface treatment code	
	-FG	
	Fluoro-coating (3 cnvls)	Fluoro-coating (5 cnvls)
ø20	○	○
ø25	○	○
ø30	○	○
ø40	○	○
ø50	○	○

Holders with the same "connection configuration code (M4 , M6 etc.)" can be connected. For connectable holders, please see the page of Pad holder only (page 384-).

New

Metal Detectable series (Bellows with bumps and ribs), Pad rubber alone

P.590

Model code	○: Available as standard item				Connection config. code
	4 Pad rubber material				
	MSF3	MSF5	MSS3	MSS5	
	Metal detectable silicone				
	Iron powder type		SUS powder type		
	Hardness 30°	Hardness 50°	Hardness 30°	Hardness 50°	
VP10BE4	○	○	○	○	M4(*)
VP15BE4	○	○	○	○	
VP20BE4	○	○	○	○	M6(*)

New

Metal Detectable series (Bellows with bumps and ribs), Pad & screw set

P.590

Model code	○: Available as standard item				8 -S3	Connection config. code
	4 Pad rubber material					
	MSF3	MSF5	MSS3	MSS5		
	Metal detectable silicone				-S3 spec.	
	Iron powder type		SUS powder type			
	Hardness 30°	Hardness 50°	Hardness 30°	Hardness 50°		
VP10BE4-M4 8	○	○	○	○	○	M4
VP15BE4-M4 8	○	○	○	○	○	
VP20BE4-M6 8	○	○	○	○	○	M6

New

Metal Detectable series (Bellows with bumps and no ribs), Pad rubber alone

P.590

Model code	○: Available as standard item				Connection config. code
	4 Pad rubber material				
	MSF3	MSF5	MSS3	MSS5	
	Metal detectable silicone				
	Iron powder type		SUS powder type		
	Hardness 30°	Hardness 50°	Hardness 30°	Hardness 50°	
VP10BD4	○	○	○	○	M4(*)
VP15BD4	○	○	○	○	
VP20BD4	○	○	○	○	M6(*)

New

Metal Detectable series (Bellows with bumps and no ribs), Pad & screw set

P.590

Model code	○: Available as standard item				8 -S3	Connection config. code
	4 Pad rubber material					
	MSF3	MSF5	MSS3	MSS5		
	Metal detectable silicone				-S3 spec.	
	Iron powder type		SUS powder type			
	Hardness 30°	Hardness 50°	Hardness 30°	Hardness 50°		
VP10BD4-M4 8	○	○	○	○	○	M4
VP15BD4-M4 8	○	○	○	○	○	
VP20BD4-M6 8	○	○	○	○	○	M6

Ultrathin series, Pad rubber alone

P.604

Model code	○: Available as standard item						Connection config. code
	4 Pad rubber material						
	N	S	U	F	FS	NE	
	Nitrile	Silicone	Urethane	Fluoro	Fluoro silicone	Conductive NBR (Low resistance)	
VP8P4 5	○	○	○	○	○	○	T8
VP10P4 5	○	○	○	○	○	○	
VP15P4 5	○	○	○	○	○	○	
VP20P4 5	○	○	○	○	○	○	

■ Available pad size and material for surface treatment (Ultrathin series) Add

Pad dia. (mm)	5 Surface treatment code		
	-DL	-ER	-FG
	DLC. coating	Reformed surface	Fluoro-coating
ø8	○	○	○
ø10	○	○	○
ø15	○	○	○
ø20	○	○	○
Material	S, F	N, NE	S

Notes
*A pad screw is required to mount on the holder. If you do not have a pad screw, please select from the Pad & screw set.

CAD data is available at PISCO website.

Packaging specifications
1 pc. /bag

Options
5 : Surface treatment
8 : -S3 ⇒ -S3 spec.

Vacuum pad / Pad & screw set

Holders with the same "connection configuration code (M4 , M6 etc.)" can be connected. For connectable holders, please see the page of Pad holder only (page 384-).

Flat series, Pad rubber alone

P.622

Model code	○: Available as standard item						Connection config. code
	4 Pad rubber material						
	N	S	U	F	SE	NE	
	Nitrile	Silicone	Urethane	Fluoro	Conductive silicone	Conductive NBR (Low resistance)	
VP10F4 5	○	○	○	○	○	○	M4(*1)
VP15F4 5	○	○	○	○	○	○	
VP20F4 5	○	○	○	○	○	○	M6(*1)
VP25F4 5	○	○	○	○	○	○	
VP30F4 5	○	○	○	○	○	○	

Flat series, Pad & screw set

P.622

Model code	○: Available as standard item							Connection config. code
	4 Pad rubber material						8	
	N	S	U	F	SE	NE	-S3	
	Nitrile	Silicone	Urethane	Fluoro	Conductive silicone	Conductive NBR (Low resistance)	-S3 spec.	
VP10F4 5-M4 8	○	○	○	○	○	○	○	M4
VP15F4 5-M4 8	○	○	○	○	○	○	○	
VP20F4 5-M6 8	○	○	○	○	○	○	○	M6
VP25F4 5-M6 8	○	○	○	○	○	○	○	
VP30F4 5-M6 8	○	○	○	○	○	○	○	

Flat large suction flow series, Pad rubber alone

P.622

Model code	○: Available as standard item					Connection config. code
	4 Pad rubber material					
	N	S	F	SE	NE	
	Nitrile	Silicone	Fluoro	Conductive silicone	Conductive NBR (Low resistance)	
VP10FH4 5	○	○	○	○	○	M4(*1)
VP15FH4 5	○	○	○	○	○	
VP20FH4 5	○	○	○	○	○	
VP25FH4 5	○	○	○	○	○	M6(*1)
VP30FH4 5	○	○	○	○	○	

Flat large suction flow series, Pad & screw set

P.622

Model code	○: Available as standard item						Connection config. code
	4 Pad rubber material					8	
	N	S	F	SE	NE	-S3	
	Nitrile	Silicone	Fluoro	Conductive silicone	Conductive NBR (Low resistance)	-S3 spec.	
VP10FH4 5-M4 8	○	○	○	○	○	○	M4
VP15FH4 5-M4 8	○	○	○	○	○	○	
VP20FH4 5-M6 8	○	○	○	○	○	○	M6
VP25FH4 5-M6 8	○	○	○	○	○	○	
VP30FH4 5-M6 8	○	○	○	○	○	○	

Mark-free series, Resin pad alone

P.642

Model code	○: Available as standard item			Connection config. code
	4 Pad rubber material			
	K	M	KE	
	PEEK	POM	Conductive PEEK	
VP10Q4	○	○	○	M4(*1)
VP20Q4	○	○	○	M6(*1)
VP30Q4	○	○	○	

Mark-free series, with Flexible Swing Joint

P.642

Model code	○: Available as standard item				Connection config. code
	4 Pad rubber material			8	
	K	M	KE	-S3	
	PEEK	POM	Conductive PEEK	-S3 spec.	
VP10Q4-M4 8	○	○	○	○	M4
VP20Q4-M6 8	○	○	○	○	M6
VP30Q4-M6 8	○	○	○	○	

■ Available pad size and material for surface treatment (Flat・Flat large flow series) Add

Pad dia. (mm)	5 Surface treatment code		
	-DL	-ER	-FG
	DLC. coating	Reformed surface	Fluoro-coating
ø10	○	○	○
ø15	○	○	○
ø20	○	○	○
ø25	○	○	○
ø30	○	○	○
Material	S, F, SE	N, NE	S, SE

Sponge series, Pad rubber alone

P.656

Model code	○: Available as standard item		Connection config. code
	4 Pad rubber material		
	C	S	
	Chloroprene	Silicone	
VP10S4	○	○	
VP15S4	○	○	
VP20S4	○	○	
VP25S4	○	○	M6(*1)
VP30S4	○	○	
VP35S4	○	○	
VP50S4	○	○	
VP70S4	○	○	M10(*1)
VP100S4	○	○	

Sponge series, Pad & screw set

P.656

Model code	○: Available as standard item			Connection config. code
	4 Pad rubber material		8	
	C	S	-S3	
	Chloroprene	Silicone	-S3 spec.	
VP10S4-M6 8	○	○	○	
VP15S4-M6 8	○	○	○	
VP20S4-M6 8	○	○	○	
VP25S4-M6 8	○	○	○	M6
VP30S4-M6 8	○	○	○	
VP35S4-M6 8	○	○	○	
VP50S4-M6 8	○	○	○	
VP70S4-M10	○	○	(*3)	M10
VP100S4-M10	○	○	(*3)	

Notes
*1. A pad screw is required to mount on the holder. If you do not have a pad screw, please select from the Pad & screw set.
*2. A Flexible Swing Joint is required to mount on the holder. If you do not have a Flexible Swing Joint, please select from the Mark-free series, with Flexible Swing Joint set.
*3. For Pad & screw set of Sponge series 70 mm and 100 mm pad dia., the standard spec. is equivalent to "-S3" spec.

CAD data is available at PISCO website.

Packaging specifications
1 pc. /bag

Options
5 : Surface treatment
8 : -S3 ⇒ -S3 spec.

Holders with the same "connection configuration code (E10 , E20 etc.)" can be connected. For connectable holders, please see the page of Pad holder only (page 384-).

Oval series, Pad rubber alone

P.680

Model code	○: Available as standard item								Connection config. code	
	4 Pad rubber material									
	N	S	U	F	SE	NE	HN	EP		
	Nitrile	Silicone	Urethane	Fluoro	Conductive silicone	Conductive NBR (Low resistance)	HNBR	EPDM		
VP2×4E4 5	○	○	○	○	○	○	○	○		
VP3.5×7E4 5	○	○	○	○	○	○	○	○	E10	
VP4×10E4 5	○	○	○	○	○	○	○	○		
VP4×20E4 5	○	○	○	○	○	○	○	○	E20	
VP4×30E4 5	○	○	—	—	○	○	○	○		
VP5×10E4 5	○	○	○	○	○	○	○	○	E10	M6(*1)
VP5×20E4 5	○	○	○	○	○	○	○	○	E20	
VP5×30E4 5	○	○	○	○	○	○	○	○		
VP6×10E4 5	○	○	○	○	○	○	○	○	E10	
VP6×20E4 5	○	○	○	○	○	○	○	○		
VP6×30E4 5	○	○	○	○	○	○	○	○	E20	
VP8×20E4 5	○	○	○	○	○	○	○	○		
VP8×30E4 5	○	○	○	○	○	○	○	○		

■ Available pad size and material for surface treatment (Oval series) Add

Pad dia. (mm)	5 Surface treatment code		
	-DL	-ER	-FG
	DLC. coating	Reformed surface	Fluoro-coating
2×4	○	○	○
3.5×7	○	○	○
4×10	○	○	○
4×20	○	○	○
4×30	○	○	○
5×10	○	○	○
5×20	○	○	○
5×30	○	○	○
6×10	○	○	○
6×20	○	○	○
6×30	○	○	○
8×20	○	○	○
8×30	○	○	○
Material	S, F, SE	N, NE	S, SE

Oval series, Pad & screw set

P.680

Model code	○: Available as standard item									Connection config. code
	4 Pad rubber material								8	
	N	S	U	F	SE	NE	HN	EP	-S3	
	Nitrile	Silicone	Urethane	Fluoro	Conductive silicone	Conductive NBR (Low resistance)	HNBR	EPDM	-S3 spec.	
VP2×4E4 5-M6 8	○	○	○	○	○	○	○	○	○	
VP3.5×7E4 5-M6 8	○	○	○	○	○	○	○	○	○	
VP4×10E4 5-M6 8	○	○	○	○	○	○	○	○	○	
VP4×20E4 5-M6 8	○	○	○	○	○	○	○	○	○	
VP4×30E4 5-M6 8	○	○	—	—	○	○	○	○	○	
VP5×10E4 5-M6 8	○	○	○	○	○	○	○	○	○	
VP5×20E4 5-M6 8	○	○	○	○	○	○	○	○	○	M6
VP5×30E4 5-M6 8	○	○	○	○	○	○	○	○	○	
VP6×10E4 5-M6 8	○	○	○	○	○	○	○	○	○	
VP6×20E4 5-M6 8	○	○	○	○	○	○	○	○	○	
VP6×30E4 5-M6 8	○	○	○	○	○	○	○	○	○	
VP8×20E4 5-M6 8	○	○	○	○	○	○	○	○	○	
VP8×30E4 5-M6 8	○	○	○	○	○	○	○	○	○	

Notes
*A pad screw is required to mount on the holder. If you do not have a pad screw, please select from the Pad & screw set.

CAD data is available at PISCO website.

Packaging specifications
1 pc. /bag

Options
5 : Surface treatment
8 : -S3 ⇒ -S3 spec.

Vacuum Pad Configuration

Pad dia. : ø0.7, ø1, ø1.5, ø2, ø3, ø4 mm

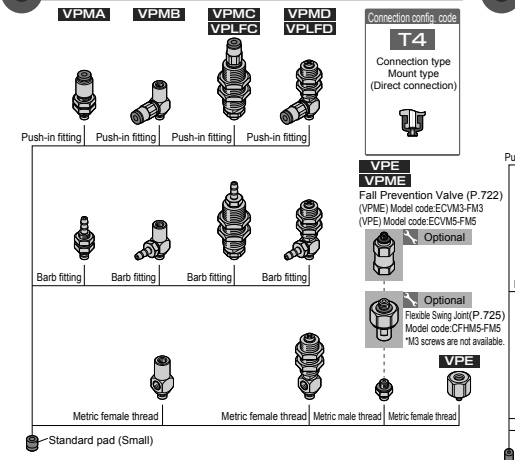

Standard pad (Small) dia. : ø0.7, ø1, ø1.5, ø2, ø3, ø4mm

Pad dia. : ø1, ø2, ø3, ø4 mm

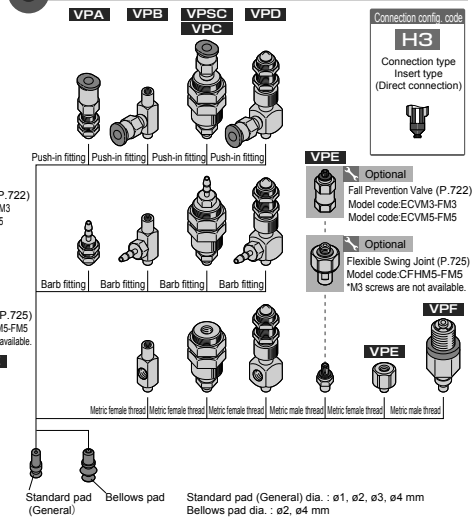

Standard pad (General) dia. : ø1, ø2, ø3, ø4 mm
Bellows pad dia. : ø2, ø4 mm

Pad dia. : ø6, ø8, ø10, ø15, ø20 mm



Standard (General) / Bellows/Multi-bellows pad dia. : ø6, ø8 mm
Ultrathin pad dia. : ø8, ø10, ø15, ø20 mm

Pad dia. : ø4, ø6, ø8, ø10, ø15 mm

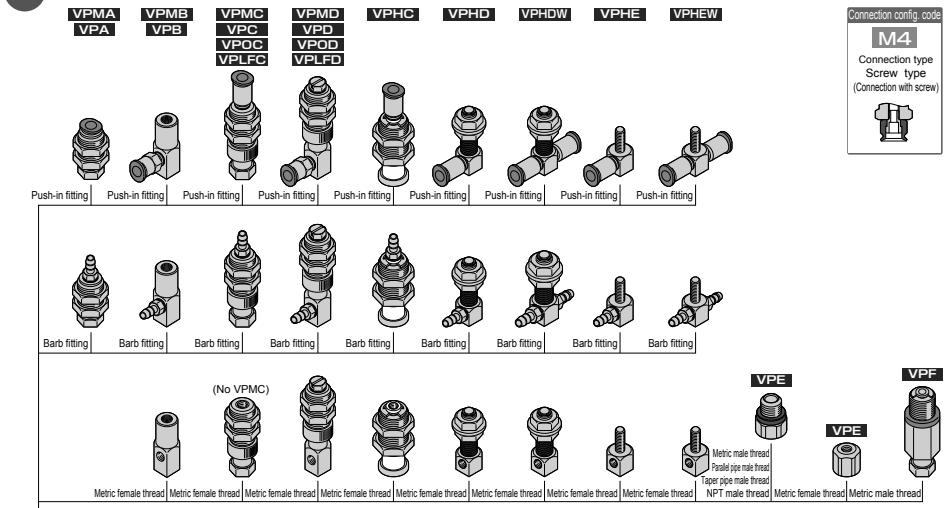

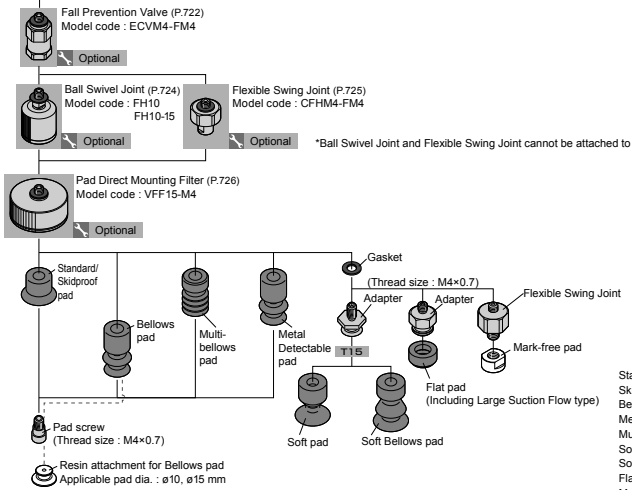

Standard pad dia.: ø10, ø15 mm
Skidproof pad dia.: ø10 mm
Bellows pad dia. : ø10, ø15 mm
Metal Detectable pad dia.: ø10, ø15 mm
Multi-bellows pad dia.: ø10 mm
Soft pad dia.: ø4, ø6, ø8, ø10, ø15 mm
Soft-bellows pad dia.: ø6, ø8, ø10, ø15 mm
Flat pad dia.: ø10, ø15 mm (Including Large Suction Flow type)
Mark-free pad dia.: ø10 mm

Vacuum Pad Configuration

Pad dia. : ø10, ø15, ø20, ø25, ø30, ø35, ø40, ø50 mm

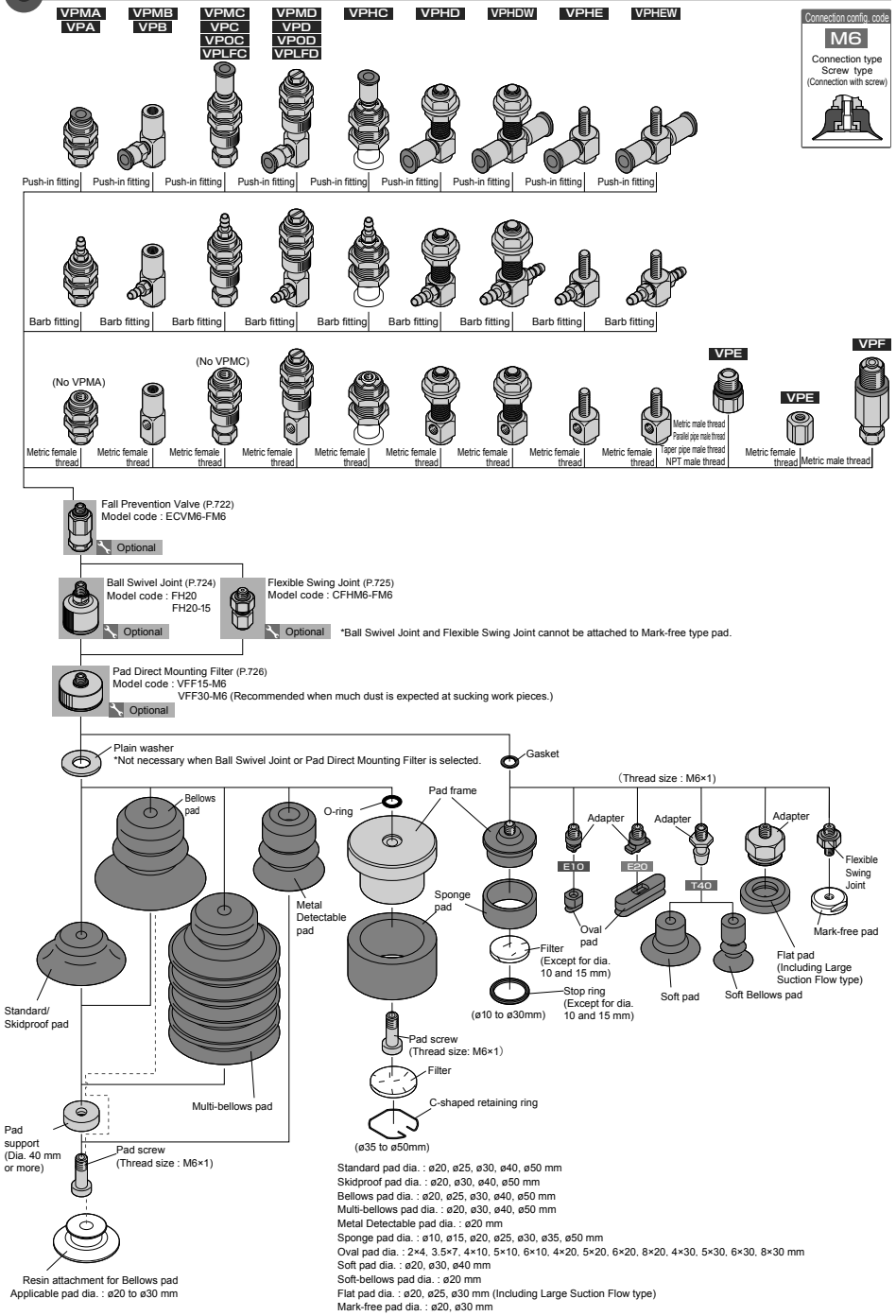

Standard pad dia. : ø20, ø25, ø30, ø40, ø50 mm
Skidproof pad dia. : ø20, ø30, ø40, ø50 mm
Bellows pad dia. : ø20, ø25, ø30, ø40, ø50 mm
Multi-bellows pad dia. : ø20, ø30, ø40, ø50 mm
Metal Detectable pad dia. : ø20 mm
Sponge pad dia. : ø10, ø15, ø20, ø25, ø30, ø35, ø50 mm
Oval pad dia. : 2×4, 3.5×7, 4×10, 5×10, 6×10, 4×20, 5×20, 6×20, 8×20, 4×30, 5×30, 6×30, 8×30 mm
Soft pad dia. : ø20, ø30, ø40 mm
Soft-bellows pad dia. : ø20 mm
Flat pad dia. : ø20, ø25, ø30 mm (Including Large Suction Flow type)
Mark-free pad dia. : ø20, ø30 mm

Pad dia. : ø60, ø70, ø80, ø100 mm

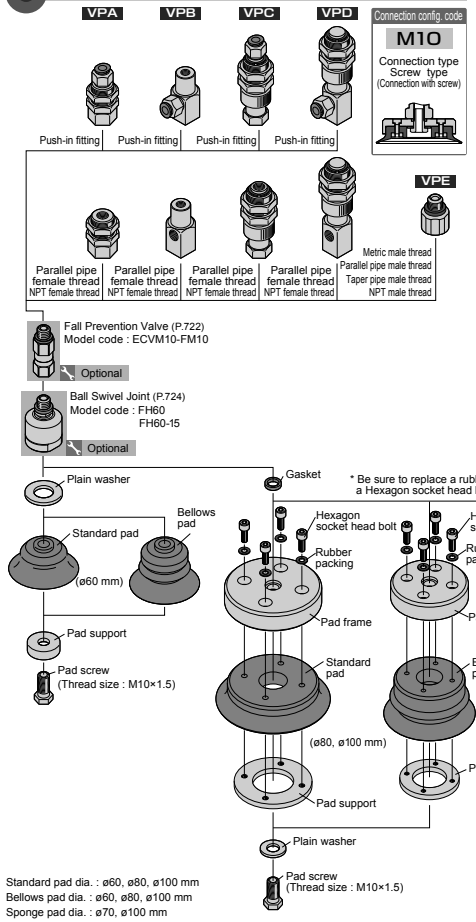

Standard pad dia. : ø60, ø80, ø100 mm
Bellows pad dia. : ø60, ø80, ø100 mm
Sponge pad dia. : ø70, ø100 mm

Pad dia. : ø150, ø200 mm

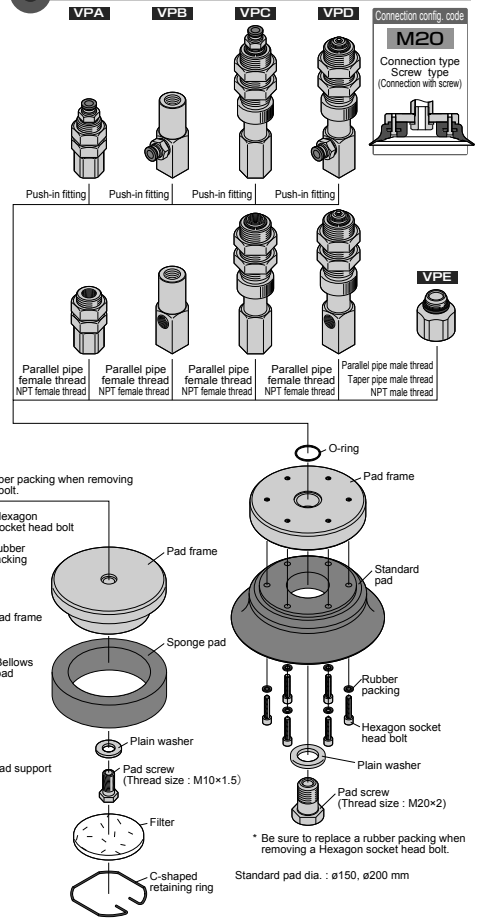

Standard pad dia. : ø150, ø200 mm

Vacuum Pad

Vacuum Pad Configuration

Pad dia. : ø4, ø6, ø8, ø10, ø15 mm (Exclusive to Soft and Soft Bellows type)

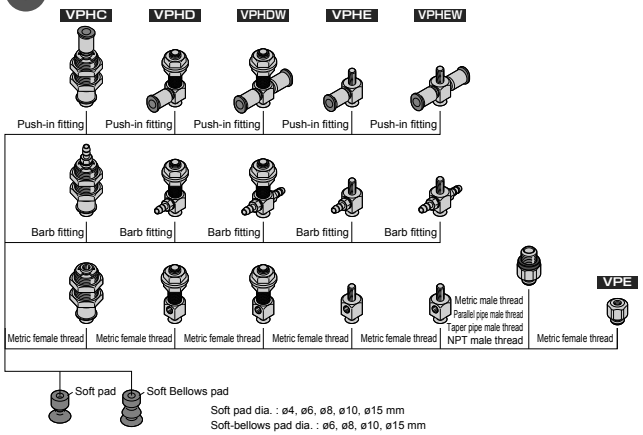

Connection config. code
T15
Connection type
Mount type
(Direct connection)

Pad dia. : ø20, ø30, ø40 mm (Exclusive to Soft and Soft Bellows type)

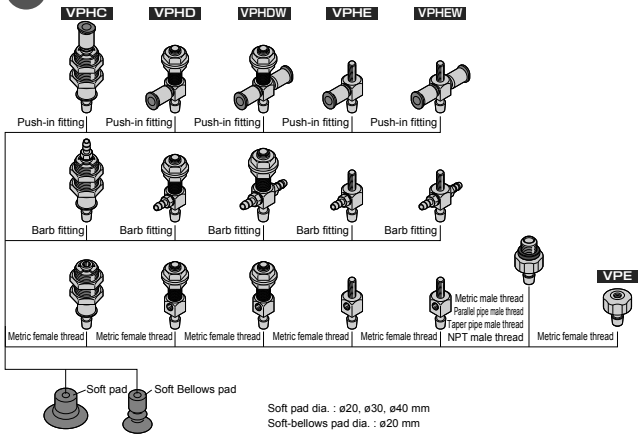

Connection config. code
T40
Connection type
Mount type
(Direct connection)

Pad dia. : ø20, ø25 mm (Exclusive to Vacuum pad for packaging bag)

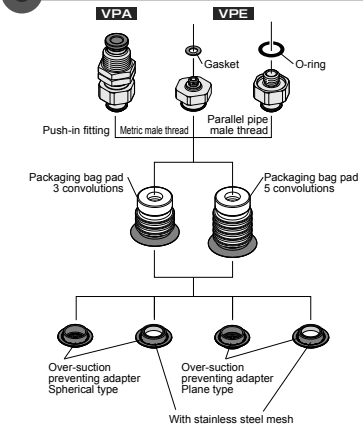

Connection config. code
PB8
Connection type
Mount type
(Direct connection)

Pad dia. : ø30, ø40, ø50 mm (Exclusive to Vacuum pad for packaging bag)

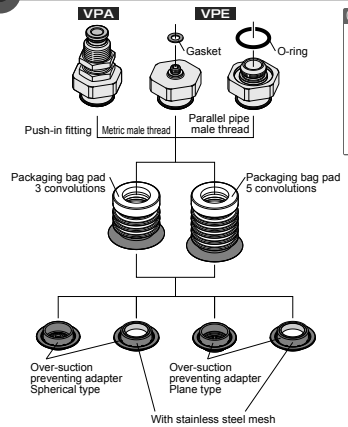

Connection config. code
PB15
Connection type
Mount type
(Direct connection)

Pad size : 2×4, 3.5×7, 4 to 6×10 mm (Exclusive to Oval type)

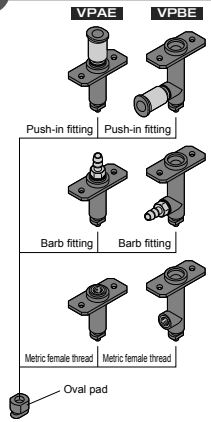

Connection config. code
E10
Connection type
Mount type
(Direct connection)

Pad size : 4 to 8×20 mm, 4 to 8×30 mm (Exclusive to Oval type)

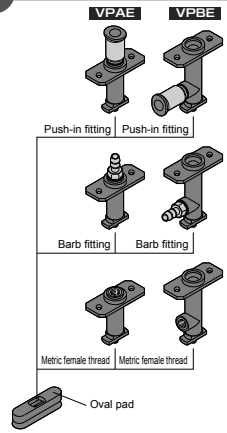

Connection config. code
E20
Connection type
Mount type
(Direct connection)