Vacuum Pad Bellows Type

Vacuum pad for work-piece with smooth and deformable surface. (Bellows convolution: 1)

⚠Safety instructions for this product
Safety instructions, Common safety instructions for each product category and Detailed safety instructions for each product are in the end of this catalog and our website.

Model Designation (Example)

VP	C	10	-6	B	N	-ER	-6J		-DC	-ECV	-FH	-F15	
(1)	(2)	(3)	(4)	(5)	(6)	(7)	(8)	(9)	(10)	(11)	(12)	(13)	(14)
						Optional		Optional	Optional	Optional	Optional	Optional	Optional

(1) Vacuum Pad

(2) Holder type

Holder type		Fixed type		Spring type				
		Mini	Standard	Mini	Slim	Standard	No cover	Low dust emission
Code	Top port	MA	A	MC	SC	C	OC	LFC
	Side port	MB	B	MD	–	D	OD	LFD
	Direct mount	ME(*1)	E	–	–	F(*2)	–	–
Connection config. Code		T8, M4, M6	H3, T8, M4, M6, M10	T8, M4, M6	H3, T8	H3, T8, M4, M6, M10	T8, M4, M6	T8, M4, M6

*1. ME holder is available only for configuration code: T8.
*2. Configuration code: M10 is not available for F holder.

Holder type		Lightweight	Low profile
		Spring type	Direct mount
Code	Top port	HC(*3)	–
	Side port	HD	HE
	Dual side port	HDW	HEW
Connection config. Code		T8, M4, M6	T8, M4, M6

*3. Configuration code: T8 is not available for HC holder.

(3) Pad dia.

Code	2	4	6	8	10	15	20	25	30	40	50	60	80	100
Pad dia.(mm)	ø2	ø4	ø6	ø8	ø10	ø15	ø20	ø25	ø30	ø40	ø50	ø60	ø80	ø100
Connection config. Code	H3		T8		M4		M6					M10		

(4) Stroke (No code entry for Holder type: MA, A, MB, B, ME, E, F, HE and HEW)

Code	-2	-3	-4	-5	-6	-10	-15	-20	-25	-30	-40	-50
Stroke(mm)	2	3	4	5	6	10	15	20	25	30	40	50
Spring type holder code: VPMC	●		●●									
VPSC		●●										
VPC		●●			●●	●●●●	●●●●	●●●●				
VPOC								●●●		●●●	●●●	●●●
VPLFC	●●			●●●		●●●	●●●	●●●				
VPMD	●		●●									
VPD		●●			●●	●●●●	●●●●	●●●●				
VPOD								●●●		●●●	●●●	●●●
VPLFD				●●●		●●●	●●●	●●●				
VPHC						●●	●●	●●	●●	●●	●●	●●
VPHD				●●●								
VPHDW				●●●								

Connection config. Code
● : H3
● : T8
● : M4
● : M6
● : M10

(5) Pad type B : Bellows

(6) Pad material

Code	N	S	YS2	YS4	U	F	SE	NE	HN	EP
Rubber material	Nitrile	Silicone	Extra soft silicone Hardness20°	Extra soft silicone Hardness40°	Urethane	Fluoro	Conductive Silicone	Conductive NBR (Low resistance)	HNBR	EPDM

*1. The Conductive Silicone rubber (SE) is a silicon rubber capable of releasing static electricity. (Volume resistance: More than 200 Ω·cm and 10^5 Ω·cm or less)
*2. Nitrile rubber (N) and Conductive NBR (Low resistance, Volume resistance: 200 Ω·cm or less) (NE) are not suitable for use with ozone environment.
*3. For extra soft silicone, hardness 20° type is available only for pad dia. 20 to 50 mm, and hardness 40° type is available only for pad dia. 15 to 50 mm.
*4. Pad dia. 2 mm is available only for Nitrile and Silicone rubber, and pad dia. 4 mm is available only for Nitrile, Silicone and Conductive silicone rubber.
*5. Extra soft silicone is compliant with Food Sanitation Act and FDA.

(7) Pad surface treatment for suction mark-free Optional

Code	No code	-NF	-SF	-DL	-ER	-FG
Surface treatment	None	Fiber surface: Nylon	Fiber surface: Silk	DLC. coating	Reformed surface	Fluoro-coating
Applicable pad material	—	Silicone(S), Fluoro(F)		Silicone(S), Fluoro(F), Conductive Silicone(SE)	Nitrile(N), Conductive NBR (Low resistance) (NE)	Silicone(S), Conductive Silicone(SE), Extra soft silicone: Hardness 20°(YS2), Extra soft silicone: Hardness 40°(YS4)
Applicable pad dia.	—	ø15 to ø80㎜		ø6 to ø50㎜	ø6 to ø60㎜	ø6 to ø100㎜

* Please refer to page 370 for the details of each pad surface type and treatment for Suction Mark-free.

(8) Vacuum port size and joint type (No code entry for Holder type: F) (○: Available)

Type	Push-in fitting: mm size (mm)						Push-in fitting: inch size (inch)						Barb fitting: mm size (mm)			Barb fitting: inch size (inch)	Female thread: Metric thread			Female thread: Parallel pipe thread	Female thread: NPT thread
Code	-180J	-2J	-3J	-4J	-6J	-8J	-1/8J	-5/32J	-3/16J	-1/4J	-5/16J	-3/8J	-3B	-4B *	-6B	-1/4B	-M3	-M5	-M6	-G1	-N1
Tube O.D.	ø1.8	ø2	ø3	ø4	ø6	ø8	ø1/8	ø5/32	ø3/16	ø1/4	ø5/16	ø3/8									
Tube I.D.													ø2	ø2.5	ø4	Polyurethane tube ø0.163 Nylon tube ø0.180					
Thread size																	M3x0.5	M5x0.8	M6x1	G1/8	NPT1/8
Holder type: VPMA	○	○	○	○	○		○	○					○	○	○						
VPA			○	○	○	○	○	○	○	○	○	○		○	○	○			○	○	○
VPMB	○	○	○	○	○		○	○		○			○	○	○	○	○	○			
VPB	○	○	○	○	○	○	○	○	○	○	○		○	○	○	○	○	○	○	○	○
VPMC	○	○	○	○			○	○					○	○	○	○					
VPSC	○	○	○	○			○	○					○	○	○		○				
VPC	○	○	○	○	○	○	○	○	○	○	○	○	○	○	○	○		○	○	○	○
VPOC			○	○	○		○	○		○				○	○	○			○		
VPLFC			○	○	○		○	○		○			○	○	○			○	○		
VPMD	○	○	○	○	○		○	○		○			○	○	○	○	○	○			
VPD	○	○	○	○	○	○	○	○	○	○	○	○	○	○	○	○		○	○	○	○
VPOD			○	○	○		○	○		○				○	○	○			○		
VPLFD			○	○	○		○	○		○			○	○	○			○	○		
VPHC	○	○	○	○	○		○	○		○			○	○	○	○		○			
VPHD	○	○	○	○	○		○	○		○			○	○	○	○		○			
VPHDW	○	○	○	○	○		○	○		○			○	○	○	○		○			
VPHE	○	○	○	○	○		○	○		○			○	○	○	○		○			
VPHEW	○	○	○	○	○		○	○		○			○	○	○	○		○			

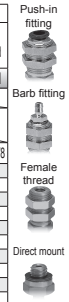

*The barb fitting 5/32" is common with 4 mm size. Please order with the code: -4B.

Type		Male thread: Metric thread						Male thread: Taper pipe thread			Male thread: Parallel pipe thread				Male thread: NPT thread				Female thread: Metric thread	
Code		-M3	-M5	-M8	-M10	-M12	-M14	-R1	-R2	-R3	-R4	-G1	-G2	-G3	-G4	-N1	-N2	-N3	-N4	-FM5	-FM8
Thread size		M3x0.5	M5x0.8	M8x1.25	M10x1.5	M12x1.75	M14x2	R1/8	R1/4	R3/8	R1/2	G1/8	G1/4	G3/8	G1/2	NPT1/8	NPT1/4	NPT3/8	NPT1/2	M5x0.8	M8x1.25
Holder type	VPME		○																		
	VPE	○	○	○	○	○	○	○	○	○	○	○	○	○	○	○	○	○	○	○	○

(9) Make-free resin attachment material Optional

Code	No code	-QK	-QM	-QKE
Resin material	None	PEEK	POM	Conductive PEEK (Volume resistance: 10^5 to 10^8 Ω·cm)

*1. Selectable for pad dia. 10 to 30 mm.
*2. Resin attachment cannot be installed when selecting surface treatment.
*3. Resin attachment cannot be installed when selecting extra soft silicone for pad material.

(10) Dust Catcher (Holder type: SC, C, D and F only) Optional

Code	No code	-DC
Dust Catcher	None	Installed

* Note that the holder stroke becomes shorter when a dust catcher is installed. Please visit our website for details.

(10) Spring load (Holder type: LFC only)

Code	No code	-SF1/4
Load	Standard load	Low load (1/4 of standard load)

*"-SF1/4" is not selectable when 2 mm stroke is selected.

(11) Fall Prevention Valve Optional

Code	No code	-ECV
Fall Prevention Valve	None	Installed
Applicable connection type	—	Configuration code : M4, M6, M10
		M3, M5 thread size of VPME, VPE holder

*1. -S3 spec. is not selectable when Fall Prevention Valve is selected.
*2. Fall prevention valve cannot be installed when selecting fiber surface type (-SF, -NF) for surface treatment.

(12) Swivel Joint for vacuum pad Optional

Code	No code	-FH	-FHH	-CFH
Option	None	Ball Swivel Joint (Swivel angle: 30°)	Ball Swivel Joint (Swivel angle: 15°)	Flexible Swing Joint (Swing angle: 8°)
Applicable connection type	—	Configuration : M4, M6, M10		Configuration code : M4, M6
				M5 thread size of VPME, VPE holder

*-S3 spec. is not selectable when Ball Swivel Joint is selected.



(13) Filter Optional

Code	No code	-F15	-F30
Filter	None	Installed (Filter area 1.7 cm^2)	Installed (Filter area 7 cm^2)
Applicable config. code	—	M4, M6	M6

*1. -S3 spec. is not selectable when Filter is selected.
*2. "-F30" is recommended when much dust is expected at sucking work pieces.

(14) -S3 spec. Optional

Code	No code	-S3
Metal material	Standard	No copper-based metallic materials used in flow paths.
Seal rubber material	Standard	HNBR or FKM
Release ring color	Black	Dark blue

*1. -S3 spec. is not available for the following fittings and holders:
· Push-in fitting with dia. size of 1.8, 2, 3 mm and inch sizes except dia. 1/8" (some) and 5/32".
· Barb fitting with dia. of 1/4".
· Pad holder with stroke length 10 mm or longer (except for pad dia. 60 mm or larger and VPHC holders).
· VPLFC and VPLFD holders.
*2. For inch size push-in fitting, the release ring color is white even for "-S3 spec."

Vacuum Pad Bellows Type

Mark-free attachment

Model Designation of Mark-free resin attachment alone (Example)

VP (1) 15 (2) BQ (3) K (4) −AT (5)

(1) Vacuum Pad

(2) Pad dia.

Code	10	15	20	25	30
Pad dia.(mm)	ø10	ø15	ø20	ø25	ø30

(3) Mark-free resin attachment for Bellows pad

(4) Resin material

Code	K	M	KE
Material	PEEK	POM	Conductive PEEK (Volume resistance: 10^5 to 10^6 Ω·cm)

(5) Resin attachment alone

Model Designation of Bellows pad + Mark-free resin attachment (Example)

VP (1) 15 (2) B (3) N (4) −QK (5)

(1) Vacuum Pad

(2) Pad dia.

Code	10	15	20	25	30
Pad dia.(mm)	ø10	ø15	ø20	ø25	ø30

(3) Pad type

(4) Pad material *Please select from " (6) : Pad material" on page 526.

(5) Make-free resin attachment material

Code	−QK	−QM	−QKE
Material	PEEK	POM	Conductive PEEK (Volume resistance: 10^5 to 10^6 Ω·cm)

Specification of Resin attachment

Fluid medium	Air
Operating vacuum pressure	-100 to 0 kPa

Resin attachment structure

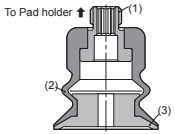

No,	Parts	Material	
		Standard spec.	-S3 spec.
(1)	Pad screw	Nickel-plated brass	Special stainless steel (Austenite or ferritic)*
(2)	Pad rubber	Follow pad rubber material selection.	
(3)	Resin attachment	PEEK, POM, Conductive PEEK	

*The corrosive resistance is equivalent to SUS303.

Characteristics

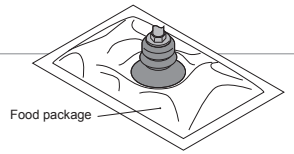

Pad dia. 14 types
ø2 to ø100mm
Pad material 10 types
Surface treatment 4 types

Best suitable for retort packaging or bags for packaged foods.

Bellows part follows the work-piece with curved surface.

Silicone (S) is Food Sanitation Act compliant.(Holder is not compliant. Vacuum pad complies only at work-piece contact area.)

*See page 6 for the details of the Food Sanitation Act.

Extra soft silicone pad for food industry which is compliant with Food Sanitation Act and FDA is available. (Holder is not compliant. Vacuum pad complies only at work-piece contact area.)

Two types of lip hardness are available: 20° and 40°. Pad size range from dia. 15 (dia. 20 mm for hardness 20° type) to 50 mm.
*See page 6 for the details of the Food Sanitation Act and FDA.



Wide variations of Pad holders.

The following combinations of holder and pad rubber are also available although they are not listed on the model code list from the next page onward. Contact us for the details.
・Lightweight VPHC holder that is made of resin and aluminum.
・Lightweight VPHD and VPHDW holders with spring type without cover.
・VPHE and VPHEW holders with reduced height.
・VPHDW and VPHEW holders with dual side vacuum ports, suitable for piping connection of multiple vacuum pads.

Low dust emission holders (VPLFC, VPLFD) with low noise and less wear from sliding are available to prevent dust generation.

VPLFC holder with top port has a separate shaft on the pad side and the vacuum port side, so there is no effect on the stroke caused by the tension of the tube.
Low load type is also available to suppress impact when contacting the work-piece.

Wide variations of fixed type direct mount holder (VPE) for various thread sizes.

Metric male threads, metric female threads, taper pipe threads, parallel pipe threads and NPT threads are available.
* Only a part of the combinations are shown on the model code list from the next page onward. Contact us for the details.

Mark-free resin attachment (Optional)

Just fitting the dedicated resin attachment into PISCO bellows Vacuum pad, it can correspond to the work-piece which residual tracing marks of rubber pad are not desired.

・Ideal for application such as glass transfer, painting process, or molding parts unloader.
・Pad dia.: 10 mm to 30 mm (5 types). Material: PEEK, POM, Conductive PEEK (3 types).
・Since the resin attachment is fit into PISCO bellows vacuum pad, it can correspond to the inclined position of work.

Pad surface treatment for suction mark-free (Optional)

NEW **Fluoro-coating type is added to the pad rubber surface treatment option to prevent tracing marks.**

・Fiber surface type: Fiber (nylon or silk) on the pad surface prevents rubber material transfer by not directly touching the work-piece.
・DLC. coating type: Slippery special coating. Effective for sticking prevention of lightweight or thin work-piece.
・Reformed surface type: Reduces tracing marks by surface reforming of nitrile rubber with chemicals.
・Fluoro-coating type: Surface reforming by special treatment prevents sticking to work-pieces and bellows. Improved pad durability and wear resistance.

Holder with dust catcher (Optional)

Collects wear debris generated by sliding spring type holders. Low-cost, simple holder with receiver tray added.

Applicable to VPSC, VPC, VPD and VPF holders.

Accessories (Optional)

Fall Prevention Valve, Swivel (Ball Swivel Joint, Flexible Swing Joint) and Filter options are available.

-S3 spec.(Optional)

No copper-based metallic materials used in flow paths.

The sealing rubber material of the fitting is HNBR or FKM, with good ozone resisntace.

Vacuum Pad Bellows Type

RoHS2 (2011/65/EU+EU2015/863) compliant

Holder type	Pad dia. (mm)	Tube O.D. (mm)	Model code	14 : -S3 -S3 spec.	Connection config. Code
Fixed type, Top port, Push-in fitting, Mini VPMA	ø6	ø3	VPMA6B 6 7-3J 9 *4	—	T8
	ø8	ø3	VPMA8B 6 7-3J 9 *4	—	
	ø10	ø3	VPMA10B 6 7-3J 9 *5	—	M4
		ø4	VPMA10B 6 7-4J 9 14 *5	○	
	ø15	ø3	VPMA15B 6 7-3J 9 *6	—	
		ø4	VPMA15B 6 7-4J 9 14 *6	○	
	ø20	ø4	VPMA20B 6 7-4J 9 14	○	M6
	ø25	ø4	VPMA25B 6 7-4J 9 14	○	
	ø30	ø4	VPMA30B 6 7-4J 9 14	○	
	ø40	ø4	VPMA40B 6 7-4J 14	○	
	ø50	ø4	VPMA50B 6 7-4J 14	○	

Pad dia. (mm)	Tube O.D. (inch)	Model code	14 : -S3 -S3 spec.	Connection config. Code
ø10	ø5/32	VPMA10B 6 7-5/32J 9 14 *5	○	M4
ø15	ø5/32	VPMA15B 6 7-5/32J 9 14 *6	○	
ø20	ø5/32	VPMA20B 6 7-5/32J 9 14	○	M6
ø25	ø5/32	VPMA25B 6 7-5/32J 9 14	○	
ø30	ø5/32	VPMA30B 6 7-5/32J 9 14	○	
ø40	ø5/32	VPMA40B 6 7-5/32J 14	○	
ø50	ø5/32	VPMA50B 6 7-5/32J 14	○	

Holder type	Pad dia. (mm)	Tube O.D. (mm)	Model code	14 : -S3 -S3 spec.	Connection config. Code
Fixed type, Top port, Push-in fitting, Standard VPA	ø2	ø4	VPA2B 6 -4J 14 *2	○	H3
	ø4	ø4	VPA4B 6 -4J 14 *3	○	
	ø6	ø4	VPA6B 6 7-4J 14 *4	○	T8
		ø6	VPA6B 6 7-6J 14 *4		
	ø8	ø4	VPA8B 6 7-4J 14 *4	○	
		ø6	VPA8B 6 7-6J 14 *4		
	ø10	ø6	VPA10B 6 7-6J 9 14 *5	○	M4
	ø15	ø6	VPA15B 6 7-6J 9 14 *6	○	
	ø20	ø3	VPA20B 6 7-3J 9	—	M6
		ø4	VPA20B 6 7-4J 9 14	○	
		ø6	VPA20B 6 7-6J 9 14	○	
	ø25	ø3	VPA25B 6 7-3J 9	—	
		ø4	VPA25B 6 7-4J 9 14	○	
		ø6	VPA25B 6 7-6J 9 14	○	
	ø30	ø3	VPA30B 6 7-3J 9	—	
		ø4	VPA30B 6 7-4J 9 14	○	
		ø6	VPA30B 6 7-6J 9 14	○	
	ø40	ø3	VPA40B 6 7-3J	—	
		ø4	VPA40B 6 7-4J 14	○	
		ø6	VPA40B 6 7-6J 14	○	
	ø50	ø3	VPA50B 6 7-3J	—	
		ø4	VPA50B 6 7-4J 14	○	
		ø6	VPA50B 6 7-6J 14	○	
	ø60	ø4	VPA60B 6 7-4J *4	—	M10
		ø6	VPA60B 6 7-6J *4		
		ø8	VPA60B 6 7-8J *4		
	ø80	ø4	VPA80B 6 7-4J *4	—	
		ø6	VPA80B 6 7-6J *4		
		ø8	VPA80B 6 7-8J *4		
	ø100	ø4	VPA100B 6 7-4J *4	—	
		ø6	VPA100B 6 7-6J *4		
		ø8	VPA100B 6 7-8J *4		

Pad dia. (mm)	Tube O.D. (inch)	Model code	14 : -S3 -S3 spec.	Connection config. Code
ø2	ø5/32	VPA2B 6 -5/32J 14 *2	○	H3
ø4	ø5/32	VPA4B 6 -5/32J 14 *3	○	
ø6	ø5/32	VPA6B 6 7-5/32J 14 *4	○	T8
	ø1/4	VPA6B 6 7-1/4J *4	—	
ø8	ø5/32	VPA8B 6 7-5/32J 14 *4	○	
	ø1/4	VPA8B 6 7-1/4J *4	—	
ø10	ø1/4	VPA10B 6 7-1/4J 9 *5	—	M4
ø15	ø1/4	VPA15B 6 7-1/4J 9 *6	—	
ø20	ø1/8	VPA20B 6 7-1/8J 9	—	M6
	ø5/32	VPA20B 6 7-5/32J 9 14	○	
	ø1/4	VPA20B 6 7-1/4J 9	—	
ø25	ø1/8	VPA25B 6 7-1/8J 9	—	
	ø5/32	VPA25B 6 7-5/32J 9 14	○	
	ø1/4	VPA25B 6 7-1/4J 9	—	
ø30	ø1/8	VPA30B 6 7-1/8J 9	—	
	ø5/32	VPA30B 6 7-5/32J 9 14	○	
	ø1/4	VPA30B 6 7-1/4J 9	—	
ø40	ø1/8	VPA40B 6 7-1/8J	—	
	ø5/32	VPA40B 6 7-5/32J 14	○	
	ø1/4	VPA40B 6 7-1/4J	—	
ø50	ø1/8	VPA50B 6 7-1/8J	—	
	ø5/32	VPA50B 6 7-5/32J 14	○	
	ø1/4	VPA50B 6 7-1/4J	—	
ø60	ø1/8	VPA60B 6 7-1/8J *4	—	M10
	ø5/32	VPA60B 6 7-5/32J *4	—	
	ø3/16	VPA60B 6 7-3/16J *4	—	
	ø1/4	VPA60B 6 7-1/4J *4	—	
	ø5/16	VPA60B 6 7-5/16J *4	—	
	ø3/8	VPA60B 6 7-3/8J *4	—	
ø80	ø1/8	VPA80B 6 7-1/8J *4	—	
	ø5/32	VPA80B 6 7-5/32J *4	—	
	ø3/16	VPA80B 6 7-3/16J *4	—	
	ø1/4	VPA80B 6 7-1/4J *4	—	
	ø5/16	VPA80B 6 7-5/16J *4	—	
	ø3/8	VPA80B 6 7-3/8J *4	—	
ø100	ø1/8	VPA100B 6 7-1/8J *4	—	
	ø5/32	VPA100B 6 7-5/32J *4	—	
	ø3/16	VPA100B 6 7-3/16J *4	—	
	ø1/4	VPA100B 6 7-1/4J *4	—	
	ø5/16	VPA100B 6 7-5/16J *4	—	
	ø3/8	VPA100B 6 7-3/8J *4	—	

Holder type	Pad dia. (mm)	Male thread size	Model code	14 : -S3 -S3 spec.	Connection config. Code
Fixed type, Top port, Female thread, Standard VPA	ø20	M6×1	VPA20B 6 7-M6 9 14	○	M6
	ø25	M6×1	VPA25B 6 7-M6 9 14	○	
	ø30	M6×1	VPA30B 6 7-M6 9 14	○	
	ø40	M6×1	VPA40B 6 7-M6 14	○	
	ø50	M6×1	VPA50B 6 7-M6 14	○	
	ø60	G1/8	VPA60B 6 7-G1 14 *4	○	M10
	ø80	G1/8	VPA80B 6 7-G1 14 *4	○	
	ø100	G1/8	VPA100B 6 7-G1 14 *4	○	
	ø60	NPT1/8	VPA60B 6 7-N1 *4	—	
	ø80	NPT1/8	VPA80B 6 7-N1 *4	—	
	ø100	NPT1/8	VPA100B 6 7-N1 *4	—	

RoHS2 (2011/65/EU+EU2015/863) compliant

Holder type	Pad dia. (mm)	Tube O.D. (mm)	Model code	14 : -S3 -S3 spec.	Connection config. Code
Fixed type, Side port, Push-in fitting, Mini VPMB	ø6	ø3	VPMB6B 6 7-3J *4	—	T8
		ø4	VPMB6B 6 7-4J 14 *4	○	
	ø8	ø3	VPMB8B 6 7-3J *4	—	
		ø4	VPMB8B 6 7-4J 14 *4	○	
	ø10	ø3	VPMB10B 6 7-3J 9 *5	—	M4
		ø4	VPMB10B 6 7-4J 9 14 *5	○	
		ø6	VPMB10B 6 7-6J 9 14 *5	○	
	ø15	ø3	VPMB15B 6 7-3J 9 *6	—	
		ø4	VPMB15B 6 7-4J 9 14 *6	○	
		ø6	VPMB15B 6 7-6J 9 14 *6	○	
	ø20	ø3	VPMB20B 6 7-3J 9	—	M6
		ø4	VPMB20B 6 7-4J 9 14	○	
		ø6	VPMB20B 6 7-6J 9 14	○	
	ø25	ø3	VPMB25B 6 7-3J 9	—	
		ø4	VPMB25B 6 7-4J 9 14	○	
		ø6	VPMB25B 6 7-6J 9 14	○	
	ø30	ø3	VPMB30B 6 7-3J 9	—	
		ø4	VPMB30B 6 7-4J 9 14	○	
		ø6	VPMB30B 6 7-6J 9 14	○	
	ø40	ø3	VPMB40B 6 7-3J	—	
		ø4	VPMB40B 6 7-4J 14	○	
		ø6	VPMB40B 6 7-6J 14	○	
	ø50	ø3	VPMB50B 6 7-3J	—	
		ø4	VPMB50B 6 7-4J 14	○	
		ø6	VPMB50B 6 7-6J 14	○	

Pad dia. (mm)	Tube O.D. (inch)	Model code	14 : -S3 -S3 spec.	Connection config. Code
ø6	ø1/8	VPMB6B 6 7-1/4J 14 *4	○	T8
	ø5/32	VPMB6B 6 7-5/32J 14 *4	○	
ø8	ø1/8	VPMB8B 6 7-1/4J 14 *4	○	
	ø5/32	VPMB8B 6 7-5/32J 14 *4	○	
ø10	ø1/8	VPMB10B 6 7-1/4J 9 *5	—	M4
	ø5/32	VPMB10B 6 7-5/32J 9 14 *5	○	
	ø1/4	VPMB10B 6 7-1/4J 9 *5	—	
ø15	ø1/8	VPMB15B 6 7-1/4J 9 *6	—	
	ø5/32	VPMB15B 6 7-5/32J 9 14 *6	○	
	ø1/4	VPMB15B 6 7-1/4J 9 *6	—	
ø20	ø1/8	VPMB20B 6 7-1/8J 9	—	M6
	ø5/32	VPMB20B 6 7-5/32J 9 14	○	
	ø1/4	VPMB20B 6 7-1/4J 9	—	
ø25	ø1/8	VPMB25B 6 7-1/8J 9	—	
	ø5/32	VPMB25B 6 7-5/32J 9 14	○	
	ø1/4	VPMB25B 6 7-1/4J 9	—	
ø30	ø1/8	VPMB30B 6 7-1/8J 9	—	
	ø5/32	VPMB30B 6 7-5/32J 9 14	○	
	ø1/4	VPMB30B 6 7-1/4J 9	—	
ø40	ø1/8	VPMB40B 6 7-1/8J	—	
	ø5/32	VPMB40B 6 7-5/32J 14	○	
	ø1/4	VPMB40B 6 7-1/4J	—	
ø50	ø1/8	VPMB50B 6 7-1/8J	—	
	ø5/32	VPMB50B 6 7-5/32J 14	○	
	ø1/4	VPMB50B 6 7-1/4J	—	

Holder type	Pad dia. (mm)	Male thread size	Model code	14 : -S3 -S3 spec.	Connection config. Code
Fixed type, Side port, Female thread, Mini VPMB	ø6	M3×0.5	VPMB6B 6 7-M3 14 *4	○	T8
	ø8	M3×0.5	VPMB8B 6 7-M3 14 *4	○	
	ø10	M5×0.8	VPMB10B 6 7-M5 9 14 *5	○	M4
	ø15	M5×0.8	VPMB15B 6 7-M5 9 14 *6	○	
	ø20	M5×0.8	VPMB20B 6 7-M5 9 14	○	M6
	ø25	M5×0.8	VPMB25B 6 7-M5 9 14	○	
	ø30	M5×0.8	VPMB30B 6 7-M5 9 14	○	
	ø40	M5×0.8	VPMB40B 6 7-M5 14	○	
	ø50	M5×0.8	VPMB50B 6 7-M5 14	○	

Notes

*1. Barb fitting type holders are also selectable. VPMA and VPMB holders are also available in Push-in fitting type (limited to pad dia. 8 mm or smaller for VPMA holders) for tube O.D. of 1.8 mm and 2 mm. Contact us for the details.
*2. Pad rubber material is available only for Nitrile (N) and Silicone (S).
*3. Pad rubber material is available only for Nitrile (N), Silicone (S) and Conductive Silicone (SE).
*4. Extra soft silicone (YS2/YS4) is not available.
*5. Extra soft silicone (YS2/YS4) is available only when Fluoro-coating treatment is selected.
*6. Extra soft silicone hardness 20° type (YS2) is available only when Fluoro-coating treatment is selected.

CAD data is available at PISCO website.

Packaging specifications
1 pc. /bag

Options
7 : Surface treatment (Fiber surface, DLC. coating, Reformed surface, and Fluoro-coating)
9 : Resin attachment
14 : -S3 ⇒ -S3 spec. (○ in the lists: Available)
*1. For "-S3 spec.", the release ring color is dark blue, and the gasket material is FKM+SUS316.
*2. For inch size push-in fitting, the release ring color is white even for "-S3 spec."

Optional items ⇒ P.556

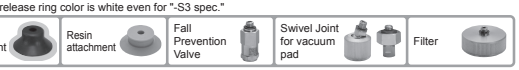

Vacuum Pad Bellows Type

RoHS2 (2011/65/EU+EU2015/863) compliant

Holder type	Pad dia. (mm)	Tube O.D. (mm)	Model code	14 : -S3 -S3 spec.	Connection config. Code
Fixed type, Side port, Push-in fitting, Standard VPB	ø2	ø3	VPB2B6-3J *2	—	H3
		ø4	VPB2B6-4J14 *2	○	
	ø4	ø3	VPB4B6-3J *3	—	
		ø4	VPB4B6-4J14 *3	○	
	ø6	ø3	VPB6B67-3J *4	—	T8
		ø4	VPB6B67-4J14 *4	○	
		ø6	VPB6B67-6J14 *4	○	
	ø8	ø3	VPB8B67-3J *4	—	
		ø4	VPB8B67-4J14 *4	○	
		ø6	VPB8B67-6J14 *4	○	
	ø10	ø3	VPB10B67-3J9 *5	—	M4
		ø4	VPB10B67-4J914 *5	○	
		ø6	VPB10B67-6J914 *5	○	
	ø15	ø3	VPB15B67-3J9 *6	—	
		ø4	VPB15B67-4J914 *6	○	
		ø6	VPB15B67-6J914 *6	○	
	ø20	ø3	VPB20B67-3J9	—	M6
		ø4	VPB20B67-4J914	○	
		ø6	VPB20B67-6J914	○	
	ø25	ø3	VPB25B67-3J9	—	
		ø4	VPB25B67-4J914	○	
		ø6	VPB25B67-6J914	○	
	ø30	ø3	VPB30B67-3J9	—	
		ø4	VPB30B67-4J914	○	
		ø6	VPB30B67-6J914	○	
	ø40	ø3	VPB40B67-3J	—	
		ø4	VPB40B67-4J14	○	
		ø6	VPB40B67-6J14	○	
	ø50	ø3	VPB50B67-3J	—	
		ø4	VPB50B67-4J14	○	
		ø6	VPB50B67-6J14	○	
	ø60	ø4	VPB60B67-4J *4	—	M10
		ø6	VPB60B67-6J *4		
		ø8	VPB60B67-8J *4		
	ø80	ø4	VPB80B67-4J *4		
		ø6	VPB80B67-6J *4		
		ø8	VPB80B67-8J *4		
	ø100	ø4	VPB100B67-4J *4		
		ø6	VPB100B67-6J *4		
		ø8	VPB100B67-8J *4		

Pad dia. (mm)	Tube O.D. (inch)	Model code	14 : -S3 -S3 spec.	Connection config. Code
ø2	ø1/8	VPB2B6-1/8J14 *2	○	H3
	ø5/32	VPB2B6-5/32J14 *2	○	
ø4	ø1/8	VPB4B6-1/8J14 *3	○	
	ø5/32	VPB4B6-5/32J14 *3	○	
ø6	ø1/8	VPB6B67-1/8J *4	—	T8
	ø5/32	VPB6B67-5/32J14 *4	○	
	ø1/4	VPB6B67-1/4J *4	—	
ø8	ø1/8	VPB8B67-1/8J *4	—	
	ø5/32	VPB8B67-5/32J14 *4	○	
	ø1/4	VPB8B67-1/4J *4	—	
ø10	ø1/8	VPB10B67-1/8J9 *5	—	M4
	ø5/32	VPB10B67-5/32J914 *5	○	
	ø1/4	VPB10B67-1/4J9 *5	—	
ø15	ø1/8	VPB15B67-1/8J9 *6	—	
	ø5/32	VPB15B67-5/32J914 *6	○	
	ø1/4	VPB15B67-1/4J9 *6	—	
ø20	ø1/8	VPB20B67-1/8J9	—	M6
	ø5/32	VPB20B67-5/32J914	○	
	ø1/4	VPB20B67-1/4J9	—	
ø25	ø1/8	VPB25B67-1/8J9	—	
	ø5/32	VPB25B67-5/32J914	○	
	ø1/4	VPB25B67-1/4J9	—	
ø30	ø1/8	VPB30B67-1/8J9	—	
	ø5/32	VPB30B67-5/32J914	○	
	ø1/4	VPB30B67-1/4J9	—	
ø40	ø1/8	VPB40B67-1/8J	—	
	ø5/32	VPB40B67-5/32J14	○	
	ø1/4	VPB40B67-1/4J	—	
ø50	ø1/8	VPB50B67-1/8J	—	
	ø5/32	VPB50B67-5/32J14	○	
	ø1/4	VPB50B67-1/4J	—	
ø60	ø1/8	VPB60B67-1/8J *4	—	M10
	ø5/32	VPB60B67-5/32J *4	—	
	ø3/16	VPB60B67-3/16J *4	—	
	ø1/4	VPB60B67-1/4J *4	—	
	ø5/16	VPB60B67-5/16J *4	—	
ø80	ø1/8	VPB80B67-1/8J *4	—	
	ø5/32	VPB80B67-5/32J *4	—	
	ø3/16	VPB80B67-3/16J *4	—	
	ø1/4	VPB80B67-1/4J *4	—	
	ø5/16	VPB80B67-5/16J *4	—	
ø100	ø1/8	VPB100B67-1/8J *4	—	
	ø5/32	VPB100B67-5/32J *4	—	
	ø3/16	VPB100B67-3/16J *4	—	
	ø1/4	VPB100B67-1/4J *4	—	
	ø5/16	VPB100B67-5/16J *4	—	

Holder type	Pad dia. (mm)	Male thread size	Model code	14 : -S3 -S3 spec.	Connection config. Code
Fixed type, Side port, Female thread, Standard VPB	ø2	M3×0.5	VPB2B6-M314 *2	○	H3
	ø4	M3×0.5	VPB4B6-M314 *3	○	
	ø6	M5×0.8	VPB6B67-M514 *4	○	T8
	ø8	M5×0.8	VPB8B67-M514 *4	○	
	ø10	M6×1	VPB10B67-M69 14 *5	○	M4
	ø15	M6×1	VPB15B67-M69 14 *6	○	
	ø20	M6×1	VPB20B67-M69 14	○	M6
	ø25	M6×1	VPB25B67-M69 14	○	
	ø30	M6×1	VPB30B67-M69 14	○	
	ø40	M6×1	VPB40B67-M614	○	
	ø50	M6×1	VPB50B67-M614	○	
	ø60	G1/8	VPB60B67-G114 *4	○	M10
	ø80	G1/8	VPB80B67-G114 *4	○	
	ø100	G1/8	VPB100B67-G114 *4	○	
	ø60	NPT1/8	VPB60B67-N1 *4	—	
	ø80	NPT1/8	VPB80B67-N1 *4	—	
	ø100	NPT1/8	VPB100B67-N1 *4	—	

RoHS2 (2011/65/EU+EU2015/863) compliant

Holder type	Pad dia. (mm)	Tube O.D. (mm)	Model code	14 : -S3 -S3 spec.	Connection config. Code
Spring type, Top port, Push-in fitting, Mini VPMC (Pad dia. ø8mm or smaller: Stroke 2mm; Pad dia. ø10 mm or larger: Stroke 4mm)	ø6	ø3	VPMC6-2B67-3J *4	—	T8
	ø8	ø3	VPMC8-2B67-3J *4	—	
	ø10	ø3	VPMC10-4B67-3J9 *5	—	M4
		ø4	VPMC10-4B67-4J914 *5	○	
	ø15	ø3	VPMC15-4B67-3J9 *6	—	
		ø4	VPMC15-4B67-4J914 *6	○	
	ø20	ø3	VPMC20-4B67-3J9	—	M6
		ø4	VPMC20-4B67-4J914	○	
	ø25	ø3	VPMC25-4B67-3J9	—	
		ø4	VPMC25-4B67-4J914	○	
	ø30	ø3	VPMC30-4B67-3J9	—	
		ø4	VPMC30-4B67-4J914	○	
	ø40	ø3	VPMC40-4B67-3J	—	
		ø4	VPMC40-4B67-4J14	○	
	ø50	ø3	VPMC50-4B67-3J	—	
		ø4	VPMC50-4B67-4J14	○	

Pad dia. (mm)	Tube O.D. (inch)	Model code	14 : -S3 -S3 spec.	Connection config. Code
ø10	ø1/8	VPMC10-4B67-1/8J9 *5	—	M4
	ø5/32	VPMC10-4B67-5/32J914 *5	○	
ø15	ø1/8	VPMC15-4B67-1/8J9 *6	—	
	ø5/32	VPMC15-4B67-5/32J914 *6	○	
ø20	ø1/8	VPMC20-4B67-1/8J9	—	M6
	ø5/32	VPMC20-4B67-5/32J914	○	
ø25	ø1/8	VPMC25-4B67-1/8J9	—	
	ø5/32	VPMC25-4B67-5/32J914	○	
ø30	ø1/8	VPMC30-4B67-1/8J9	—	
	ø5/32	VPMC30-4B67-5/32J914	○	
ø40	ø1/8	VPMC40-4B67-1/8J	—	
	ø5/32	VPMC40-4B67-5/32J14	○	
ø50	ø1/8	VPMC50-4B67-1/8J	—	
	ø5/32	VPMC50-4B67-5/32J14	○	

Holder type	Pad dia. (mm)	Tube O.D. (mm)	Model code	14 : -S3 -S3 spec.	Connection config. Code
Spring type, Top port, Push-in fitting, Slim VPSC (Stroke 3mm)	ø2	ø3	VPSC2-3B6-3J10 *2	—	H3
		ø4	VPSC2-3B6-4J1014 *2	○	
	ø4	ø3	VPSC4-3B6-3J10 *3	—	
		ø4	VPSC4-3B6-4J1014 *3	○	
	ø6	ø3	VPSC6-3B67-3J10 *4	—	T8
		ø4	VPSC6-3B67-4J1014 *4	○	
	ø8	ø3	VPSC8-3B67-3J10 *4	—	
		ø4	VPSC8-3B67-4J1014 *4	○	

Pad dia. (mm)	Tube O.D. (inch)	Model code	14 : -S3 -S3 spec.	Connection config. Code
ø2	ø1/8	VPSC2-3B6-1/8J1014 *2	○	H3
	ø5/32	VPSC2-3B6-5/32J1014 *2	○	
ø4	ø1/8	VPSC4-3B6-1/8J1014 *3	○	
	ø5/32	VPSC4-3B6-5/32J1014 *2	○	
ø6	ø1/8	VPSC6-3B67-1/8J1014 *4	○	T8
	ø5/32	VPSC6-3B67-5/32J1014 *4	○	
ø8	ø1/8	VPSC8-3B67-1/8J1014 *4	○	
	ø5/32	VPSC8-3B67-5/32J1014 *4	○	

Holder type	Pad dia. (mm)	Male thread size	Model code	14 : -S3 -S3 spec.	Connection config. Code
Spring type, Top port, Female thread, Slim VPSC (Stroke 3mm)	ø2	M3×0.5	VPSC2-3B6-M3 1014 *2	○	H3
	ø4	M3×0.5	VPSC4-3B6-M3 1014 *3	○	
	ø6	M3×0.5	VPSC6-3B67-M3 1014 *4	○	T8
	ø8	M3×0.5	VPSC8-3B67-M3 1014 *4	○	

Notes



*1. Holders are also available in Push-in fitting type (limited to pad dia. 8 mm or smaller for VPB holders) for tube O.D. of 1.8 mm and 2 mm, and barb fitting type. Contact us for the details.
*2. Pad rubber material is available only for Nitrile (N) and Silicone (S).
*3. Pad rubber material is available only for Nitrile (N), Silicone (S) and Conductive Silicone (SE).
*4. Extra soft silicone (YS2/YS4) is not available.
*5. Extra soft silicone (YS2/YS4) is available only when Fluoro-coating treatment is selected.
*6. Extra soft silicone hardness 20° type (YS2) is available only when Fluoro-coating treatment is selected.

CAD data is available at PISCO website.

Packaging specifications
1 pc. /bag

Options
7 : Surface treatment (Fiber surface, DLC. coating, Reformed surface, and Fluoro-coating)
9 : Resin attachment
10 : -DC ⇒ Holder with dust catcher
14 : -S3 ⇒ -S3 spec. (○ in the lists: Available)
*1. For "-S3 spec.", the release ring color is dark blue, and the gasket material is FKM+SUS316.
*2. For inch size push-in fitting, the release ring color is white even for "-S3 spec."

Optional items ⇒ P.556
Surface treatment | Resin attachment | Dust Catcher (VPSC) | Fall Prevention Valve | Swivel Joint for vacuum pad | Filter

Vacuum Pad Bellows Type

RoHS2 (2011/65/EU+EU2015/863) compliant

Holder type	Pad dia. (mm)	Stroke (mm)	Tube O.D. (mm)	Model code	14 : -S3 -S3 spec.	Connection config. Code
Spring type, Top port, Push-in fitting, Standard VPC Pad dia. ø2 mm to ø8 mm	ø2	3	ø3	VPC2-3B6-3J10 *2	—	H3
			ø4	VPC2-3B6-4J10 14 *2	○	
			ø6	VPC2-3B6-6J10 14 *2	○	
		10	ø3	VPC2-10B6-3J10 *2	—	
			ø4	VPC2-10B6-4J10 *2		
			ø6	VPC2-10B6-6J10 *2		
		15	ø3	VPC2-15B6-3J10 *2	—	
			ø4	VPC2-15B6-4J10 *2		
			ø6	VPC2-15B6-6J10 *2		
		20	ø3	VPC2-20B6-3J10 *2	—	
			ø4	VPC2-20B6-4J10 *2		
			ø6	VPC2-20B6-6J10 *2		
	ø4	3	ø3	VPC4-3B6-3J10 *3	—	
			ø4	VPC4-3B6-4J10 14 *3	○	
			ø6	VPC4-3B6-6J10 14 *3	○	
		10	ø3	VPC4-10B6-3J10 *3	—	
			ø4	VPC4-10B6-4J10 *3		
			ø6	VPC4-10B6-6J10 *3		
		15	ø3	VPC4-15B6-3J10 *3	—	
			ø4	VPC4-15B6-4J10 *3		
			ø6	VPC4-15B6-6J10 *3		
		20	ø3	VPC4-20B6-3J10 *3	—	
			ø4	VPC4-20B6-4J10 *3		
			ø6	VPC4-20B6-6J10 *3		
	ø6	3	ø3	VPC6-3B617-3J10 *4	—	T8
			ø4	VPC6-3B617-4J10 14 *4	○	
			ø6	VPC6-3B617-6J10 14 *4	○	
		10	ø3	VPC6-10B617-3J10 *4	—	
			ø4	VPC6-10B617-4J10 *4		
			ø6	VPC6-10B617-6J10 *4		
		15	ø3	VPC6-15B617-3J10 *4	—	
			ø4	VPC6-15B617-4J10 *4		
			ø6	VPC6-15B617-6J10 *4		
		20	ø3	VPC6-20B617-3J10 *4	—	
			ø4	VPC6-20B617-4J10 *4		
			ø6	VPC6-20B617-6J10 *4		
	ø8	3	ø3	VPC8-3B617-3J10 *4	—	
			ø4	VPC8-3B617-4J10 14 *4	○	
			ø6	VPC8-3B617-6J10 14 *4	○	
		10	ø3	VPC8-10B617-3J10 *4	—	
			ø4	VPC8-10B617-4J10 *4		
			ø6	VPC8-10B617-6J10 *4		
		15	ø3	VPC8-15B617-3J10 *4	—	
			ø4	VPC8-15B617-4J10 *4		
			ø6	VPC8-15B617-6J10 *4		
		20	ø3	VPC8-20B617-3J10 *4	—	
			ø4	VPC8-20B617-4J10 *4		
			ø6	VPC8-20B617-6J10 *4		

Pad dia. (mm)	Stroke (mm)	Tube O.D. (inch)	Model code	14 : -S3 -S3 spec.	Connection config. Code
ø2	3	ø1/8	VPC2-3B6-1/8J10 *2	—	H3
		ø5/32	VPC2-3B6-5/32J10 14 *2	○	
		ø1/4	VPC2-3B6-1/4J10 *2	—	
	10	ø1/8	VPC2-10B6-1/8J10 *2	—	
		ø5/32	VPC2-10B6-5/32J10 *2		
		ø1/4	VPC2-10B6-1/4J10 *2		
	15	ø1/8	VPC2-15B6-1/8J10 *2	—	
		ø5/32	VPC2-15B6-5/32J10 *2		
		ø1/4	VPC2-15B6-1/4J10 *2		
	20	ø1/8	VPC2-20B6-1/8J10 *2	—	
		ø5/32	VPC2-20B6-5/32J10 *2		
		ø1/4	VPC2-20B6-1/4J10 *2		
ø4	3	ø1/8	VPC4-3B6-1/8J10 *3	—	
		ø5/32	VPC4-3B6-5/32J10 14 *3	○	
		ø1/4	VPC4-3B6-1/4J10 *3	—	
	10	ø1/8	VPC4-10B6-1/8J10 *3	—	
		ø5/32	VPC4-10B6-5/32J10 *3	—	
		ø1/4	VPC4-10B6-1/4J10 *3	—	
	15	ø1/8	VPC4-15B6-1/8J10 *3	—	
		ø5/32	VPC4-15B6-5/32J10 *3	—	
		ø1/4	VPC4-15B6-1/4J10 *3	—	
	20	ø1/8	VPC4-20B6-1/8J10 *3	—	
		ø5/32	VPC4-20B6-5/32J10 *3	—	
		ø1/4	VPC4-20B6-1/4J10 *3	—	
ø6	3	ø1/8	VPC6-3B617-1/8J10 *4	—	T8
		ø5/32	VPC6-3B617-5/32J10 14 *4	○	
		ø1/4	VPC6-3B617-1/4J10 *4	—	
	10	ø1/8	VPC6-10B617-1/8J10 *4	—	
		ø5/32	VPC6-10B617-5/32J10 *4	—	
		ø1/4	VPC6-10B617-1/4J10 *4	—	
	15	ø1/8	VPC6-15B617-1/8J10 *4	—	
		ø5/32	VPC6-15B617-5/32J10 *4	—	
		ø1/4	VPC6-15B617-1/4J10 *4	—	
	20	ø1/8	VPC6-20B617-1/8J10 *4	—	
		ø5/32	VPC6-20B617-5/32J10 *4	—	
		ø1/4	VPC6-20B617-1/4J10 *4	—	
ø8	3	ø1/8	VPC8-3B617-1/8J10 *4	—	
		ø5/32	VPC8-3B617-5/32J10 14 *4	○	
		ø1/4	VPC8-3B617-1/4J10 *4	—	
	10	ø1/8	VPC8-10B617-1/8J10 *4	—	
		ø5/32	VPC8-10B617-5/32J10 *4	—	
		ø1/4	VPC8-10B617-1/4J10 *4	—	
	15	ø1/8	VPC8-15B617-1/8J10 *4	—	
		ø5/32	VPC8-15B617-5/32J10 *4	—	
		ø1/4	VPC8-15B617-1/4J10 *4	—	
	20	ø1/8	VPC8-20B617-1/8J10 *4	—	
		ø5/32	VPC8-20B617-5/32J10 *4	—	
		ø1/4	VPC8-20B617-1/4J10 *4	—	

Notes
*1. Holders are also available in Push-in fitting type (limited to pad dia. 8 mm or smaller) for tube O.D. of 1.8 mm and 2 mm, and barb fitting type. Contact us for the details.
*2. Pad rubber material is available only for Nitrile (N) and Silicone (S).
*3. Pad rubber material is available only for Nitrile (N), Silicone (S) and Conductive Silicone (SE).
*4. Extra soft silicone (YS2/YS4) is not available.
*5. Extra soft silicone (YS2/YS4) is available only when Fluoro-coating treatment is selected.
*6. Extra soft silicone hardness 20° type (YS2) is available only when Fluoro-coating treatment is selected.

CAD data is available at PISCO website.

Packaging specifications
1 pc. /bag

Options
7 : Surface treatment (Fiber surface, DLC. coating, Reformed surface, and Fluoro-coating)
9 : Resin attachment
10 : -DC ⇒ Holder with dust catcher
14 : -S3 ⇒ -S3 spec. (○ in the lists: Available)
*1. For "-S3 spec.", the release ring color is dark blue, and the gasket material is FKM+SUS316.
*2. For inch size push-in fitting, the release ring color is white even for "-S3 spec."

Optional items ⇒ P.556
Surface treatment Resin attachment Dust Catcher (VPC) Fall Prevention Valve Swivel Joint for vacuum pad Filter

RoHS2 (2011/65/EU+EU2015/863) compliant

Holder type	Pad dia. (mm)	Stroke (mm)	Tube O.D. (mm)	Model code	14 : -S3 -S3 spec.	Connection config. Code
Spring type, Top port, Push-in fitting, Standard VPC Pad dia. ø10 mm to ø30 mm	ø10	6	ø3	VPC10-6B617-3J9 10 *5	—	M4
			ø4	VPC10-6B617-4J9 10 14 *5	○	
			ø6	VPC10-6B617-6J9 10 14 *5	○	
		10	ø3	VPC10-10B617-3J9 10 *5	—	
			ø4	VPC10-10B617-4J9 10 *5		
			ø6	VPC10-10B617-6J9 10 *5		
		15	ø3	VPC10-15B617-3J9 10 *5	—	
			ø4	VPC10-15B617-4J9 10 *5		
			ø6	VPC10-15B617-6J9 10 *5		
		20	ø3	VPC10-20B617-3J9 10 *5	—	
			ø4	VPC10-20B617-4J9 10 *5		
			ø6	VPC10-20B617-6J9 10 *5		
	ø15	6	ø3	VPC15-6B617-3J9 10 *6	—	
			ø4	VPC15-6B617-4J9 10 14 *6	○	
			ø6	VPC15-6B617-6J9 10 14 *6	○	
		10	ø3	VPC15-10B617-3J9 10 *6	—	
			ø4	VPC15-10B617-4J9 10 *6		
			ø6	VPC15-10B617-6J9 10 *6		
		15	ø3	VPC15-15B617-3J9 10 *6	—	
			ø4	VPC15-15B617-4J9 10 *6		
			ø6	VPC15-15B617-6J9 10 *6		
		20	ø3	VPC15-20B617-3J9 10 *6	—	
			ø4	VPC15-20B617-4J9 10 *6		
			ø6	VPC15-20B617-6J9 10 *6		
	ø20	6	ø3	VPC20-6B617-3J9 10	—	M6
			ø4	VPC20-6B617-4J9 10 14	○	
			ø6	VPC20-6B617-6J9 10 14	○	
		10	ø3	VPC20-10B617-3J9 10	—	
			ø4	VPC20-10B617-4J9 10		
			ø6	VPC20-10B617-6J9 10		
		15	ø3	VPC20-15B617-3J9 10	—	
			ø4	VPC20-15B617-4J9 10		
			ø6	VPC20-15B617-6J9 10		
		20	ø3	VPC20-20B617-3J9 10	—	
			ø4	VPC20-20B617-4J9 10		
			ø6	VPC20-20B617-6J9 10		
	ø25	6	ø3	VPC25-6B617-3J9 10	—	
			ø4	VPC25-6B617-4J9 10 14	○	
			ø6	VPC25-6B617-6J9 10 14	○	
		10	ø3	VPC25-10B617-3J9 10	—	
			ø4	VPC25-10B617-4J9 10		
			ø6	VPC25-10B617-6J9 10		
		15	ø3	VPC25-15B617 3J9 10	—	
			ø4	VPC25-15B617-4J9 10		
			ø6	VPC25-15B617-6J9 10		
		20	ø3	VPC25-20B617-3J9 10	—	
			ø4	VPC25-20B617-4J9 10		
			ø6	VPC25-20B617-6J9 10		
	ø30	6	ø3	VPC30-6B617-3J9 10	—	
			ø4	VPC30-6B617-4J9 10 14	○	
			ø6	VPC30-6B617-6J9 10 14	○	
		10	ø3	VPC30-10B617-3J9 10	—	
			ø4	VPC30-10B617-4J9 10		
			ø6	VPC30-10B617-6J9 10		
		15	ø3	VPC30-15B617-3J9 10	—	
			ø4	VPC30-15B617-4J9 10		
			ø6	VPC30-15B617-6J9 10		
		20	ø3	VPC30-20B617-3J9 10	—	
			ø4	VPC30-20B617-4J9 10		
			ø6	VPC30-20B617-6J9 10		

Pad dia. (mm)	Stroke (mm)	Tube O.D. (inch)	Model code	14 : -S3 -S3 spec.	Connection config. Code
ø10	6	ø1/8	VPC10-6B617-1/8J9 10 *5	—	M4
		ø5/32	VPC10-6B617-5/32J9 10 14 *5	○	
		ø1/4	VPC10-6B617-1/4J9 10 *5	—	
	10	ø1/8	VPC10-10B617-1/8J9 10 *5	—	
		ø5/32	VPC10-10B617-5/32J9 10 *5	—	
		ø1/4	VPC10-10B617-1/4J9 10 *5	—	
	15	ø1/8	VPC10-15B617-1/8J9 10 *5	—	
		ø5/32	VPC10-15B617-5/32J9 10 *5	—	
		ø1/4	VPC10-15B617-1/4J9 10 *5	—	
	20	ø1/8	VPC10-20B617-1/8J9 10 *5	—	
		ø5/32	VPC10-20B617-5/32J9 10 *5	—	
		ø1/4	VPC10-20B617-1/4J9 10 *5	—	
ø15	6	ø1/8	VPC15-6B617-1/8J9 10 *6	—	
		ø5/32	VPC15-6B617-5/32J9 10 14 *6	○	
		ø1/4	VPC15-6B617-1/4J9 10 *6	—	
	10	ø1/8	VPC15-10B617-1/8J9 10 *6	—	
		ø5/32	VPC15-10B617-5/32J9 10 *6	—	
		ø1/4	VPC15-10B617-1/4J9 10 *6	—	
	15	ø1/8	VPC15-15B617-1/8J9 10 *6	—	
		ø5/32	VPC15-15B617-5/32J9 10 *6	—	
		ø1/4	VPC15-15B617-1/4J9 10 *6	—	
	20	ø1/8	VPC15-20B617-1/8J9 10 *6	—	
		ø5/32	VPC15-20B617-5/32J9 10 *6	—	
		ø1/4	VPC15-20B617-1/4J9 10 *6	—	
ø20	6	ø1/8	VPC20-6B617-1/8J9 10	—	
		ø5/32	VPC20-6B617-5/32J9 10 14	○	
		ø1/4	VPC20-6B617-1/4J9 10	—	
	10	ø1/8	VPC20-10B617-1/8J9 10	—	
		ø5/32	VPC20-10B617-5/32J9 10	—	
		ø1/4	VPC20-10B617-1/4J9 10	—	
	15	ø1/8	VPC20-15B617-1/8J9 10	—	
		ø5/32	VPC20-15B617-5/32J9 10	—	
		ø1/4	VPC20-15B617-1/4J9 10	—	
	20	ø1/8	VPC20-20B617-1/8J9 10	—	
		ø5/32	VPC20-20B617-5/32J9 10	—	
		ø1/4	VPC20-20B617-1/4J9 10	—	
ø25	6	ø1/8	VPC25-6B617-1/8J9 10	—	
		ø5/32	VPC25-6B617-5/32J9 10 14	○	
		ø1/4	VPC25-6B617-1/4J9 10	—	
	10	ø1/8	VPC25-10B617-1/8J9 10	—	
		ø5/32	VPC25-10B617-5/32J9 10	—	
		ø1/4	VPC25-10B617-1/4J9 10	—	
	15	ø1/8	VPC25-15B617-1/8J9 10	—	
		ø5/32	VPC25-15B617-5/32J9 10	—	
		ø1/4	VPC25-15B617-1/4J9 10	—	
	20	ø1/8	VPC25-20B617-1/8J9 10	—	
		ø5/32	VPC25-20B617-5/32J9 10	—	
		ø1/4	VPC25-20B617-1/4J9 10	—	
ø30	6	ø1/8	VPC30-6B617-1/8J9 10	—	
		ø5/32	VPC30-6B617-5/32J9 10 14	○	
		ø1/4	VPC30-6B617-1/4J9 10	—	
	10	ø1/8	VPC30-10B617-1/8J9 10	—	
		ø5/32	VPC30-10B617-5/32J9 10	—	
		ø1/4	VPC30-10B617-1/4J9 10	—	
	15	ø1/8	VPC30-15B617-1/8J9 10	—	
		ø5/32	VPC30-15B617-5/32J9 10	—	
		ø1/4	VPC30-15B617-1/4J9 10	—	
	20	ø1/8	VPC30-20B617-1/8J9 10	—	
		ø5/32	VPC30-20B617-5/32J9 10	—	
		ø1/4	VPC30-20B617-1/4J9 10	—	

Vacuum Pad Bellows Type

RoHS2 (2011/65/EU+EU2015/863) compliant

Holder type	Pad dia. (mm)	Stroke (mm)	Tube O.D. (mm)	Model code	14 : -S3 -S3 spec.	Connection config. Code
Spring type, Top port, Push-in fitting, Standard VPC	ø40	6	ø3	VPC40-6B[6][7]-3J[10]	—	M6
			ø4	VPC40-6B[6][7]-4J[10][14]	○	
			ø6	VPC40-6B[6][7]-6J[10][14]	○	
		10	ø3	VPC40-10B[6][7]-3J[10]	—	
			ø4	VPC40-10B[6][7]-4J[10]		
			ø6	VPC40-10B[6][7]-6J[10]		
		15	ø3	VPC40-15B[6][7]-3J[10]	—	
			ø4	VPC40-15B[6][7]-4J[10]		
			ø6	VPC40-15B[6][7]-6J[10]		
		20	ø3	VPC40-20B[6][7]-3J[10]	—	
			ø4	VPC40-20B[6][7]-4J[10]		
			ø6	VPC40-20B[6][7]-6J[10]		
	ø50	6	ø3	VPC50-6B[6][7]-3J[10]	—	
			ø4	VPC50-6B[6][7]-4J[10][14]	○	
			ø6	VPC50-6B[6][7]-6J[10][14]	○	
		10	ø3	VPC50-10B[6][7]-3J[10]	—	
			ø4	VPC50-10B[6][7]-4J[10]		
			ø6	VPC50-10B[6][7]-6J[10]		
		15	ø3	VPC50-15B[6][7]-3J[10]	—	
			ø4	VPC50-15B[6][7]-4J[10]		
			ø6	VPC50-15B[6][7]-6J[10]		
		20	ø3	VPC50-20B[6][7]-3J[10]	—	
			ø4	VPC50-20B[6][7]-4J[10]		
			ø6	VPC50-20B[6][7]-6J[10]		
	ø60	10	ø4	VPC60-10B[6][7]-4J[10] *2	—	M10
			ø6	VPC60-10B[6][7]-6J[10] *2		
			ø8	VPC60-10B[6][7]-8J[10] *2		
	ø80	10	ø4	VPC80-10B[6][7]-4J[10] *2	—	
			ø6	VPC80-10B[6][7]-6J[10] *2		
			ø8	VPC80-10B[6][7]-8J[10] *2		
	ø100	10	ø4	VPC100-10B[6][7]-4J[10] *2	—	
			ø6	VPC100-10B[6][7]-6J[10] *2		
			ø8	VPC100-10B[6][7]-8J[10] *2		

Pad dia. ø40 mm to ø100 mm

Pad dia. (mm)	Stroke (mm)	Tube O.D. (inch)	Model code	14 : -S3 -S3 spec.	Connection config. Code
ø40	6	ø1/8	VPC40-6B[6][7]-1/8J[10]	—	M6
		ø5/32	VPC40-6B[6][7]-5/32J[10][14]	○	
		ø1/4	VPC40-6B[6][7]-1/4J[10]	—	
	10	ø1/8	VPC40-10B[6][7]-1/8J[10]	—	
		ø5/32	VPC40-10B[6][7]-5/32J[10]	—	
		ø1/4	VPC40-10B[6][7]-1/4J[10]	—	
	15	ø1/8	VPC40-15B[6][7]-1/8J[10]	—	
		ø5/32	VPC40-15B[6][7]-5/32J[10]	—	
		ø1/4	VPC40-15B[6][7]-1/4J[10]	—	
	20	ø1/8	VPC40-20B[6][7]-1/8J[10]	—	
		ø5/32	VPC40-20B[6][7]-5/32J[10]	—	
		ø1/4	VPC40-20B[6][7]-1/4J[10]	—	
ø50	6	ø1/8	VPC50-6B[6][7]-1/8J[10]	—	
		ø5/32	VPC50-6B[6][7]-5/32J[10][14]	○	
		ø1/4	VPC50-6B[6][7]-1/4J[10]	—	
	10	ø1/8	VPC50-10B[6][7]-1/8J[10]	—	
		ø5/32	VPC50-10B[6][7]-5/32J[10]	—	
		ø1/4	VPC50-10B[6][7]-1/4J[10]	—	
	15	ø1/8	VPC50-15B[6][7]-1/8J[10]	—	
		ø5/32	VPC50-15B[6][7]-5/32J[10]	—	
		ø1/4	VPC50-15B[6][7]-1/4J[10]	—	
	20	ø1/8	VPC50-20B[6][7]-1/8J[10]	—	
		ø5/32	VPC50-20B[6][7]-5/32J[10]	—	
		ø1/4	VPC50-20B[6][7]-1/4J[10]	—	
ø60	10	ø1/8	VPC60-10B[6][7]-1/8J[10] *2	—	M10
		ø5/32	VPC60-10B[6][7]-5/32J[10] *2	—	
		ø3/16	VPC60-10B[6][7]-3/16J[10] *2	—	
		ø1/4	VPC60-10B[6][7]-1/4J[10] *2	—	
		ø5/16	VPC60-10B[6][7]-5/16J[10] *2	—	
		ø3/8	VPC60-10B[6][7]-3/8J[10] *2	—	
ø80	10	ø1/8	VPC80-10B[6][7]-1/8J[10] *2	—	
		ø5/32	VPC80-10B[6][7]-5/32J[10] *2	—	
		ø3/16	VPC80-10B[6][7]-3/16J[10] *2	—	
		ø1/4	VPC80-10B[6][7]-1/4J[10] *2	—	
		ø5/16	VPC80-10B[6][7]-5/16J[10] *2	—	
		ø3/8	VPC80-10B[6][7]-3/8J[10] *2	—	
ø100	10	ø1/8	VPC100-10B[6][7]-1/8J[10] *2	—	
		ø5/32	VPC100-10B[6][7]-5/32J[10] *2	—	
		ø3/16	VPC100-10B[6][7]-3/16J[10] *2	—	
		ø1/4	VPC100-10B[6][7]-1/4J[10] *2	—	
		ø5/16	VPC100-10B[6][7]-5/16J[10] *2	—	
		ø3/8	VPC100-10B[6][7]-3/8J[10] *2	—	

Notes
*1. Barb fitting type holders are also selectable. Contact us for the details.
*2. Extra soft silicone (YS2/YS4) is not available.

CAD data is available at PISCO website.

Packaging specifications
1 pc. /bag

Options
[7] : Surface treatment (Fiber surface, DLC. coating, Reformed surface, and Fluoro-coating)
[9] : Resin attachment
[10] : -DC ⇒ Holder with dust catcher
[14] : -S3 ⇒ -S3 spec. (○ in the lists: Available)
*1. For "-S3 spec.", the release ring color is dark blue, and the gasket material is FKM+SUS316.
*2. For inch size push-in fitting, the release ring color is white even for "-S3 spec."

Optional items ⇒ P.556 | Surface treatment | Dust Catcher (VPC) | Fall Prevention Valve | Swivel Joint for vacuum pad | Filter

RoHS2 (2011/65/EU+EU2015/863) compliant

Holder type	Pad dia. (mm)	Stroke (mm)	Male thread size	Model code	14 : -S3 -S3 spec.	Connection config. Code
Spring type, Top port, Female thread, Standard VPC	ø2	3	M5×0.8	VPC2-3B[6]-M5[10][14] *1	○	H3
		10		VPC2-10B[6]-M5[10] *1	—	
		15		VPC2-15B[6]-M5[10] *1	—	
		20		VPC2-20B[6]-M5[10] *1	—	
	ø4	3	M5×0.8	VPC4-3B[6]-M5[10][14] *2	○	
		10		VPC4-10B[6]-M5[10] *2	—	
		15		VPC4-15B[6]-M5[10] *2	—	
		20		VPC4-20B[6]-M5[10] *2	—	
	ø6	3	M5×0.8	VPC6-3B[6][7]-M5[10][14] *3	○	T8
		10		VPC6-10B[6][7]-M5[10] *3	—	
		15		VPC6-15B[6][7]-M5[10] *3	—	
		20		VPC6-20B[6][7]-M5[10] *3	—	
	ø8	3	M5×0.8	VPC8-3B[6][7]-M5[10][14] *3	○	
		10		VPC8-10B[6][7]-M5[10] *3	—	
		15		VPC8-15B[6][7]-M5[10] *3	—	
		20		VPC8-20B[6][7]-M5[10] *3	—	
	ø10	6	M6×1	VPC10-6B[6][7]-M6[9][10][14] *4	○	M4
		10		VPC10-10B[6][7]-M6[9][10] *4	—	
		15		VPC10-15B[6][7]-M6[9][10] *4	—	
		20		VPC10-20B[6][7]-M6[9][10] *4	—	
	ø15	6	M6×1	VPC15-6B[6][7]-M6[9][10][14] *5	○	
		10		VPC15-10B[6][7]-M6[9][10] *5	—	
		15		VPC15-15B[6][7]-M6[9][10] *5	—	
		20		VPC15-20B[6][7]-M6[9][10] *5	—	
	ø20	6	M6×1	VPC20-6B[6][7]-M6[9][10][14]	○	M6
		10		VPC20-10B[6][7]-M6[9][10]	—	
		15		VPC20-15B[6][7]-M6[9][10]	—	
		20		VPC20-20B[6][7]-M6[9][10]	—	
	ø25	6	M6×1	VPC25-6B[6][7]-M6[9][10][14]	○	
		10		VPC25-10B[6][7]-M6[9][10]	—	
		15		VPC25-15B[6][7]-M6[9][10]	—	
		20		VPC25-20B[6][7]-M6[9][10]	—	
	ø30	6	M6×1	VPC30-6B[6][7]-M6[9][10][14]	○	
		10		VPC30-10B[6][7]-M6[9][10]	—	
		15		VPC30-15B[6][7]-M6[9][10]	—	
		20		VPC30-20B[6][7]-M6[9][10]	—	
	ø40	6	M6×1	VPC40-6B[6][7]-M6[10][14]	○	
		10		VPC40-10B[6][7]-M6[10]	—	
		15		VPC40-15B[6][7]-M6[10]	—	
		20		VPC40-20B[6][7]-M6[10]	—	
	ø50	6	M6×1	VPC50-6B[6][7]-M6[10][14]	○	
		10		VPC50-10B[6][7]-M6[10]	—	
		15		VPC50-15B[6][7]-M6[10]	—	
		20		VPC50-20B[6][7]-M6[10]	—	
	ø60	10	G1/8	VPC80-10B[6][7]-G1[10][14] *3	○	M10
	ø80	10	G1/8	VPC80-10B[6][7]-G1[10][14] *3	○	
	ø100	10	G1/8	VPC100-10B[6][7]-G1[10][14] *3	○	

Pad dia. (mm)	Stroke (mm)	Male thread size	Model code	14 : -S3 -S3 spec.	Connection config. Code
ø60	10	NPT1/8	VPC80-10B[6][7]-N1[10] *3	—	M10
ø80	10	NPT1/8	VPC80-10B[6][7]-N1[10] *3	—	
ø100	10	NPT1/8	VPC100-10B[6][7]-N1[10] *3	—	

Notes
*1. Pad rubber material is available only for Nitrile (N) and Silicone (S).
*2. Pad rubber material is available only for Nitrile (N), Silicone (S) and Conductive Silicone (SE).
*3. Extra soft silicone (YS2/YS4) is not available.
*4. Extra soft silicone (YS2/YS4) is available only when Fluoro-coating treatment is selected.
*5. Extra soft silicone hardness 20° type (YS2) is available only when Fluoro-coating treatment is selected.

CAD data is available at PISCO website.

Packaging specifications
1 pc. /bag

Options
[7] : Surface treatment (Fiber surface, DLC. coating, Reformed surface, and Fluoro-coating)
[9] : Resin attachment
[10] : -DC ⇒ Holder with dust catcher
[14] : -S3 ⇒ -S3 spec. (○ in the lists: Available)
*1. For "-S3 spec.", the release ring color is dark blue, and the gasket material is FKM+SUS316.
*2. For inch size push-in fitting, the release ring color is white even for "-S3 spec."

Optional items ⇒ P.556 | Surface treatment | Resin attachment | Dust Catcher (VPC) | Fall Prevention Valve | Swivel Joint for vacuum pad | Filter

Vacuum Pad Bellows Type

RoHS2 (2011/65/EU+EU2015/863) compliant

Holder type	Pad dia. (mm)	Stroke (mm)	Tube O.D. (mm)	Model code	Connection config. Code	Pad dia. (mm)	Stroke (mm)	Tube O.D. (inch)	Model code	Connection config. Code
Spring type, Top port, Push-in fitting, No cover VPOC	ø6	20	ø3	VPOC6-20B[6][7]-3J *2	T8	ø6	20	ø1/8	VPOC6-20B[6][7]-1/8J *2	T8
			ø4	VPOC6-20B[6][7]-4J *2				ø5/32	VPOC6-20B[6][7]-5/32J *2	
			ø6	VPOC6-20B[6][7]-6J *2				ø1/4	VPOC6-20B[6][7]-1/4J *2	
		30	ø3	VPOC6-30B[6][7]-3J *2			30	ø1/8	VPOC6-30B[6][7]-1/8J *2	
			ø4	VPOC6-30B[6][7]-4J *2				ø5/32	VPOC6-30B[6][7]-5/32J *2	
			ø6	VPOC6-30B[6][7]-6J *2				ø1/4	VPOC6-30B[6][7]-1/4J *2	
		40	ø3	VPOC6-40B[6][7]-3J *2			40	ø1/8	VPOC6-40B[6][7]-1/8J *2	
			ø4	VPOC6-40B[6][7]-4J *2				ø5/32	VPOC6-40B[6][7]-5/32J *2	
			ø6	VPOC6-40B[6][7]-6J *2				ø1/4	VPOC6-40B[6][7]-1/4J *2	
		50	ø3	VPOC6-50B[6][7]-3J *2			50	ø1/8	VPOC6-50B[6][7]-1/8J *2	
			ø4	VPOC6-50B[6][7]-4J *2				ø5/32	VPOC6-50B[6][7]-5/32J *2	
			ø6	VPOC6-50B[6][7]-6J *2				ø1/4	VPOC6-50B[6][7]-1/4J *2	
Pad dia. ø6 mm to ø15 mm	ø8	20	ø3	VPOC8-20B[6][7]-3J *2		ø8	20	ø1/8	VPOC8-20B[6][7]-1/8J *2	
			ø4	VPOC8-20B[6][7]-4J *2				ø5/32	VPOC8-20B[6][7]-5/32J *2	
			ø6	VPOC8-20B[6][7]-6J *2				ø1/4	VPOC8-20B[6][7]-1/4J *2	
		30	ø3	VPOC8-30B[6][7]-3J *2			30	ø1/8	VPOC8-30B[6][7]-1/8J *2	
			ø4	VPOC8-30B[6][7]-4J *2				ø5/32	VPOC8-30B[6][7]-5/32J *2	
			ø6	VPOC8-30B[6][7]-6J *2				ø1/4	VPOC8-30B[6][7]-1/4J *2	
		40	ø3	VPOC8-40B[6][7]-3J *2			40	ø1/8	VPOC8-40B[6][7]-1/8J *2	
			ø4	VPOC8-40B[6][7]-4J *2				ø5/32	VPOC8-40B[6][7]-5/32J *2	
			ø6	VPOC8-40B[6][7]-6J *2				ø1/4	VPOC8-40B[6][7]-1/4J *2	
		50	ø3	VPOC8-50B[6][7]-3J *2			50	ø1/8	VPOC8-50B[6][7]-1/8J *2	
			ø4	VPOC8-50B[6][7]-4J *2				ø5/32	VPOC8-50B[6][7]-5/32J *2	
			ø6	VPOC8-50B[6][7]-6J *2				ø1/4	VPOC8-50B[6][7]-1/4J *2	
	ø10	20	ø3	VPOC10-20B[6][7]-3J[9] *2	M4	ø10	20	ø1/8	VPOC10-20B[6][7]-1/8J[9] *2	M4
			ø4	VPOC10-20B[6][7]-4J[9] *2				ø5/32	VPOC10-20B[6][7]-5/32J[9] *3	
			ø6	VPOC10-20B[6][7]-6J[9] *2				ø1/4	VPOC10-20B[6][7]-1/4J[9] *2	
		30	ø3	VPOC10-30B[6][7]-3J[9] *2			30	ø1/8	VPOC10-30B[6][7]-1/8J[9] *2	
			ø4	VPOC10-30B[6][7]-4J[9] *2				ø5/32	VPOC10-30B[6][7]-5/32J[9] *3	
			ø6	VPOC10-30B[6][7]-6J[9] *2				ø1/4	VPOC10-30B[6][7]-1/4J[9] *2	
		40	ø3	VPOC10-40B[6][7]-3J[9] *2			40	ø1/8	VPOC10-40B[6][7]-1/8J[9] *2	
			ø4	VPOC10-40B[6][7]-4J[9] *2				ø5/32	VPOC10-40B[6][7]-5/32J[9] *3	
			ø6	VPOC10-40B[6][7]-6J[9] *2				ø1/4	VPOC10-40B[6][7]-1/4J[9] *2	
		50	ø3	VPOC10-50B[6][7]-3J[9] *2			50	ø1/8	VPOC10-50B[6][7]-1/8J[9] *2	
			ø4	VPOC10-50B[6][7]-4J[9] *2				ø5/32	VPOC10-50B[6][7]-5/32J[9] *2	
			ø6	VPOC10-50B[6][7]-6J[9] *2				ø1/4	VPOC10-50B[6][7]-1/4J[9] *2	
	ø15	20	ø3	VPOC15-20B[6][7]-3J[9] *4		ø15	20	ø1/8	VPOC15-20B[6][7]-1/8J[9] *4	
			ø4	VPOC15-20B[6][7]-4J[9] *4				ø5/32	VPOC15-20B[6][7]-5/32J[9] *4	
			ø6	VPOC15-20B[6][7]-6J[9] *4				ø1/4	VPOC15-20B[6][7]-1/4J[9] *4	
		30	ø3	VPOC15-30B[6][7]-3J[9] *4			30	ø1/8	VPOC15-30B[6][7]-1/8J[9] *4	
			ø4	VPOC15-30B[6][7]-4J[9] *4				ø5/32	VPOC15-30B[6][7]-5/32J[9] *4	
			ø6	VPOC15-30B[6][7]-6J[9] *4				ø1/4	VPOC15-30B[6][7]-1/4J[9] *4	
		40	ø3	VPOC15-40B[6][7]-3J[9] *4			40	ø1/8	VPOC15-40B[6][7]-1/8J[9] *4	
			ø4	VPOC15-40B[6][7]-4J[9] *4				ø5/32	VPOC15-40B[6][7]-5/32J[9] *4	
			ø6	VPOC15-40B[6][7]-6J[9] *4				ø1/4	VPOC15-40B[6][7]-1/4J[9] *4	
		50	ø3	VPOC15-50B[6][7]-3J[9] *4			50	ø1/8	VPOC15-50B[6][7]-1/8J[9] *4	
			ø4	VPOC15-50B[6][7]-4J[9] *4				ø5/32	VPOC15-50B[6][7]-5/32J[9] *4	
			ø6	VPOC15-50B[6][7]-6J[9] *4				ø1/4	VPOC15-50B[6][7]-1/4J[9] *4	

Notes
*1. Barb fitting type holders are also selectable. Contact us for the details.
*2. Extra soft silicone (YS2/YS4) is not available.
*3. Extra soft silicone (YS2/YS4) is available only when Fluoro-coating treatment is selected.
*4. Extra soft silicone hardness 20° type (YS2) is available only when Fluoro-coating treatment is selected.

Packaging specifications
1 pc. /bag

Options
[7] : Surface treatment (Fiber surface, DLC. coating, Reformed surface, and Fluoro-coating)
[9] : Resin attachment

Optional items ⇒ P.556
Surface treatment | Resin attachment | Fall Prevention Valve | Swivel Joint for vacuum pad | Filter

RoHS2 (2011/65/EU+EU2015/863) compliant

Holder type	Pad dia. (mm)	Stroke (mm)	Tube O.D. (mm)	Model code	Connection config. Code	Pad dia. (mm)	Stroke (mm)	Tube O.D. (inch)	Model code	Connection config. Code
Spring type, Top port, Push-in fitting, No cover VPOC	ø20	20	ø3	VPOC20-20B[6][7]-3J[9]	M6	ø20	20	ø1/8	VPOC20-20B[6][7]-1/8J[9]	M6
			ø4	VPOC20-20B[6][7]-4J[9]				ø5/32	VPOC20-20B[6][7]-5/32J[9]	
			ø6	VPOC20-20B[6][7]-6J[9]				ø1/4	VPOC20-20B[6][7]-1/4J[9]	
		30	ø3	VPOC20-30B[6][7]-3J[9]			30	ø1/8	VPOC20-30B[6][7]-1/8J[9]	
			ø4	VPOC20-30B[6][7]-4J[9]				ø5/32	VPOC20-30B[6][7]-5/32J[9]	
			ø6	VPOC20-30B[6][7]-6J[9]				ø1/4	VPOC20-30B[6][7]-1/4J[9]	
		40	ø3	VPOC20-40B[6][7]-3J[9]			40	ø1/8	VPOC20-40B[6][7]-1/8J[9]	
			ø4	VPOC20-40B[6][7]-4J[9]				ø5/32	VPOC20-40B[6][7]-5/32J[9]	
			ø6	VPOC20-40B[6][7]-6J[9]				ø1/4	VPOC20-40B[6][7]-1/4J[9]	
		50	ø3	VPOC20-50B[6][7]-3J[9]			50	ø1/8	VPOC20-50B[6][7]-1/8J[9]	
			ø4	VPOC20-50B[6][7]-4J[9]				ø5/32	VPOC20-50B[6][7]-5/32J[9]	
			ø6	VPOC20-50B[6][7]-6J[9]				ø1/4	VPOC20-50B[6][7]-1/4J[9]	
Pad dia. ø20 mm to ø50 mm	ø25	20	ø3	VPOC25-20B[6][7]-3J[9]		ø25	20	ø1/8	VPOC25-20B[6][7]-1/8J[9]	
			ø4	VPOC25-20B[6][7]-4J[9]				ø5/32	VPOC25-20B[6][7]-5/32J[9]	
			ø6	VPOC25-20B[6][7]-6J[9]				ø1/4	VPOC25-20B[6][7]-1/4J[9]	
		30	ø3	VPOC25-30B[6][7]-3J[9]			30	ø1/8	VPOC25-30B[6][7]-1/8J[9]	
			ø4	VPOC25-30B[6][7]-4J[9]				ø5/32	VPOC25-30B[6][7]-5/32J[9]	
			ø6	VPOC25-30B[6][7]-6J[9]				ø1/4	VPOC25-30B[6][7]-1/4J[9]	
		40	ø3	VPOC25-40B[6][7]-3J[9]			40	ø1/8	VPOC25-40B[6][7]-1/8J[9]	
			ø4	VPOC25-40B[6][7]-4J[9]				ø5/32	VPOC25-40B[6][7]-5/32J[9]	
			ø6	VPOC25-40B[6][7]-6J[9]				ø1/4	VPOC25-40B[6][7]-1/4J[9]	
		50	ø3	VPOC25-50B[6][7]-3J[9]			50	ø1/8	VPOC25-50B[6][7]-1/8J[9]	
			ø4	VPOC25-50B[6][7]-4J[9]				ø5/32	VPOC25-50B[6][7]-5/32J[9]	
			ø6	VPOC25-50B[6][7]-6J[9]				ø1/4	VPOC25-50B[6][7]-1/4J[9]	
	ø30	20	ø3	VPOC30-20B[6][7]-3J[9]		ø30	20	ø1/8	VPOC30-20B[6][7]-1/8J[9]	
			ø4	VPOC30-20B[6][7]-4J[9]				ø5/32	VPOC30-20B[6][7]-5/32J[9]	
			ø6	VPOC30-20B[6][7]-6J[9]				ø1/4	VPOC30-20B[6][7]-1/4J[9]	
		30	ø3	VPOC30-30B[6][7]-3J[9]			30	ø1/8	VPOC30-30B[6][7]-1/8J[9]	
			ø4	VPOC30-30B[6][7]-4J[9]				ø5/32	VPOC30-30B[6][7]-5/32J[9]	
			ø6	VPOC30-30B[6][7]-6J[9]				ø1/4	VPOC30-30B[6][7]-1/4J[9]	
		40	ø3	VPOC30-40B[6][7]-3J[9]			40	ø1/8	VPOC30-40B[6][7]-1/8J[9]	
			ø4	VPOC30-40B[6][7]-4J[9]				ø5/32	VPOC30-40B[6][7]-5/32J[9]	
			ø6	VPOC30-40B[6][7]-6J[9]				ø1/4	VPOC30-40B[6][7]-1/4J[9]	
		50	ø3	VPOC30-50B[6][7]-3J[9]			50	ø1/8	VPOC30-50B[6][7]-1/8J[9]	
			ø4	VPOC30-50B[6][7]-4J[9]				ø5/32	VPOC30-50B[6][7]-5/32J[9]	
			ø6	VPOC30-50B[6][7]-6J[9]				ø1/4	VPOC30-50B[6][7]-1/4J[9]	
	ø40	20	ø3	VPOC40-20B[6][7]-3J		ø40	20	ø1/8	VPOC40-20B[6][7]-1/8J	
			ø4	VPOC40-20B[6][7]-4J				ø5/32	VPOC40-20B[6][7]-5/32J	
			ø6	VPOC40-20B[6][7]-6J				ø1/4	VPOC40-20B[6][7]-1/4J	
		30	ø3	VPOC40-30B[6][7]-3J			30	ø1/8	VPOC40-30B[6][7]-1/8J	
			ø4	VPOC40-30B[6][7]-4J				ø5/32	VPOC40-30B[6][7]-5/32J	
			ø6	VPOC40-30B[6][7]-6J				ø1/4	VPOC40-30B[6][7]-1/4J	
		40	ø3	VPOC40-40B[6][7]-3J			40	ø1/8	VPOC40-40B[6][7]-1/8J	
			ø4	VPOC40-40B[6][7]-4J				ø5/32	VPOC40-40B[6][7]-5/32J	
			ø6	VPOC40-40B[6][7]-6J				ø1/4	VPOC40-40B[6][7]-1/4J	
		50	ø3	VPOC40-50B[6][7]-3J			50	ø1/8	VPOC40-50B[6][7]-1/8J	
			ø4	VPOC40-50B[6][7]-4J				ø5/32	VPOC40-50B[6][7]-5/32J	
			ø6	VPOC40-50B[6][7]-6J				ø1/4	VPOC40-50B[6][7]-1/4J	
	ø50	20	ø3	VPOC50-20B[6][7]-3J		ø50	20	ø1/8	VPOC50-20B[6][7]-1/8J	
			ø4	VPOC50-20B[6][7]-4J				ø5/32	VPOC50-20B[6][7]-5/32J	
			ø6	VPOC50-20B[6][7]-6J				ø1/4	VPOC50-20B[6][7]-1/4J	
		30	ø3	VPOC50-30B[6][7]-3J			30	ø1/8	VPOC50-30B[6][7]-1/8J	
			ø4	VPOC50-30B[6][7]-4J				ø5/32	VPOC50-30B[6][7]-5/32J	
			ø6	VPOC50-30B[6][7]-6J				ø1/4	VPOC50-30B[6][7]-1/4J	
		40	ø3	VPOC50-40B[6][7]-3J			40	ø1/8	VPOC50-40B[6][7]-1/8J	
			ø4	VPOC50-40B[6][7]-4J				ø5/32	VPOC50-40B[6][7]-5/32J	
			ø6	VPOC50-40B[6][7]-6J				ø1/4	VPOC50-40B[6][7]-1/4J	
		50	ø3	VPOC50-50B[6][7]-3J			50	ø1/8	VPOC50-50B[6][7]-1/8J	
			ø4	VPOC50-50B[6][7]-4J				ø5/32	VPOC50-50B[6][7]-5/32J	
			ø6	VPOC50-50B[6][7]-6J				ø1/4	VPOC50-50B[6][7]-1/4J	

Vacuum Pad Bellows Type

RoHS2 (2011/65/EU+EU2015/863) compliant

Holder type	Pad dia. (mm)	Stroke (mm)	Male thread size	Model code	Connection config. Code
Spring type, Top port, Female thread, No cover VPOC	ø6	20	M6×1	VPOC6-20B[6][7]-M6 *1	T8
		30		VPOC6-30B[6][7]-M6 *1	
		40		VPOC6-40B[6][7]-M6 *1	
		50		VPOC6-50B[6][7]-M6 *1	
	ø8	20	M6×1	VPOC8-20B[6][7]-M6 *1	
		30		VPOC8-30B[6][7]-M6 *1	
		40		VPOC8-40B[6][7]-M6 *1	
		50		VPOC8-50B[6][7]-M6 *1	
	ø10	20	M6×1	VPOC10-20B[6][7]-M6[9] *2	M4
		30		VPOC10-30B[6][7]-M6[9] *2	
		40		VPOC10-40B[6][7]-M6[9] *2	
		50		VPOC10-50B[6][7]-M6[9] *2	
	ø15	20	M6×1	VPOC15-20B[6][7]-M6[9] *3	
		30		VPOC15-30B[6][7]-M6[9] *3	
		40		VPOC15-40B[6][7]-M6[9] *3	
		50		VPOC15-50B[6][7]-M6[9] *3	
	ø20	20	M6×1	VPOC20-20B[6][7]-M6[9]	M6
		30		VPOC20-30B[6][7]-M6[9]	
		40		VPOC20-40B[6][7]-M6[9]	
		50		VPOC20-50B[6][7]-M6[9]	
	ø25	20	M6×1	VPOC25-20B[6][7]-M6[9]	
		30		VPOC25-30B[6][7]-M6[9]	
		40		VPOC25-40B[6][7]-M6[9]	
		50		VPOC25-50B[6][7]-M6[9]	
	ø30	20	M6×1	VPOC30-20B[6][7]-M6[9]	
		30		VPOC30-30B[6][7]-M6[9]	
		40		VPOC30-40B[6][7]-M6[9]	
		50		VPOC30-50B[6][7]-M6[9]	
	ø40	20	M6×1	VPOC40-20B[6][7]-M6	
		30		VPOC40-30B[6][7]-M6	
		40		VPOC40-40B[6][7]-M6	
		50		VPOC40-50B[6][7]-M6	
	ø50	20	M6×1	VPOC50-20B[6][7]-M6	
		30		VPOC50-30B[6][7]-M6	
		40		VPOC50-40B[6][7]-M6	
		50		VPOC50-50B[6][7]-M6	

Notes
*1. Extra soft silicone (YS2/YS4) is not available.
*2. Extra soft silicone (YS2/YS4) is available only when Fluoro-coating treatment is selected.
*3. Extra soft silicone hardness 20° type (YS2) is available only when Fluoro-coating treatment is selected.

CAD data is available at PISCO website.

Packaging specifications
1 pc. /bag

Options
[7] : Surface treatment (Fiber surface, DLC. coating, Reformed surface, and Fluoro-coating)
[9] : Resin attachment

Optional items ⇒ P.556 | Surface treatment | Resin attachment | Fall Prevention Valve | Swivel Joint for vacuum pad | Filter

RoHS2 (2011/65/EU+EU2015/863) compliant

Holder type	Pad dia. (mm)	Stroke (mm)	Tube O.D. (mm)	Model code	Connection config. Code	Pad dia. (mm)	Stroke (mm)	Tube O.D. (inch)	Model code	Connection config. Code
Spring type, Top port, Push-in fitting, Low dust emission VPLFC	ø6	2	ø3	VPLFC6-2B[6][7]-3J *2	T8	ø6	2	ø1/8	VPLFC6-2B[6][7]-1/8J *2	T8
			ø4	VPLFC6-2B[6][7]-4J *2				ø5/32	VPLFC6-2B[6][7]-5/32J *2	
		5	ø3	VPLFC6-5B[6][7]-3J[10] *2			5	ø1/8	VPLFC6-5B[6][7]-1/8J[10] *2	
			ø4	VPLFC6-5B[6][7]-4J[10] *2				ø5/32	VPLFC6-5B[6][7]-5/32J[10] *2	
		10	ø3	VPLFC6-10B[6][7]-3J[10] *2			10	ø1/8	VPLFC6-10B[6][7]-1/8J[10] *2	
			ø4	VPLFC6-10B[6][7]-4J[10] *2				ø5/32	VPLFC6-10B[6][7]-5/32J[10] *2	
		15	ø3	VPLFC6-15B[6][7]-3J[10] *2			15	ø1/8	VPLFC6-15B[6][7]-1/8J[10] *2	
			ø4	VPLFC6-15B[6][7]-4J[10] *2				ø5/32	VPLFC6-15B[6][7]-5/32J[10] *2	
		20	ø3	VPLFC6-20B[6][7]-3J[10] *2			20	ø1/8	VPLFC6-20B[6][7]-1/8J[10] *2	
			ø4	VPLFC6-20B[6][7]-4J[10] *2				ø5/32	VPLFC6-20B[6][7]-5/32J[10] *2	
	ø8	2	ø3	VPLFC8-2B[6][7]-3J *2		ø8	2	ø1/8	VPLFC8-2B[6][7]-1/8J *2	
			ø4	VPLFC8-2B[6][7]-4J *2				ø5/32	VPLFC8-2B[6][7]-5/32J *2	
		5	ø3	VPLFC8-5B[6][7]-3J[10] *2			5	ø1/8	VPLFC8-5B[6][7]-1/8J[10] *2	
			ø4	VPLFC8-5B[6][7]-4J[10] *2				ø5/32	VPLFC8-5B[6][7]-5/32J[10] *2	
		10	ø3	VPLFC8-10B[6][7]-3J[10] *2			10	ø1/8	VPLFC8-10B[6][7]-1/8J[10] *2	
			ø4	VPLFC8-10B[6][7]-4J[10] *2				ø5/32	VPLFC8-10B[6][7]-5/32J[10] *2	
		15	ø3	VPLFC8-15B[6][7]-3J[10] *2			15	ø1/8	VPLFC8-15B[6][7]-1/8J[10] *2	
			ø4	VPLFC8-15B[6][7]-4J[10] *2				ø5/32	VPLFC8-15B[6][7]-5/32J[10] *2	
		20	ø3	VPLFC8-20B[6][7]-3J[10] *2			20	ø1/8	VPLFC8-20B[6][7]-1/8J[10] *2	
			ø4	VPLFC8-20B[6][7]-4J[10] *2				ø5/32	VPLFC8-20B[6][7]-5/32J[10] *2	
	ø10	2	ø3	VPLFC10-2B[6][7]-3J[9] *3	M4	ø10	2	ø1/8	VPLFC10-2B[6][7]-1/8J[9] *3	M4
			ø4	VPLFC10-2B[6][7]-4J[9] *3				ø5/32	VPLFC10-2B[6][7]-1/8aJ[9] *3	
		5	ø3	VPLFC10-5B[6][7]-3J[9][10] *3			5	ø1/8	VPLFC10-5B[6][7]-1/8J[9][10] *3	
			ø4	VPLFC10-5B[6][7]-4J[9][10] *3				ø5/32	VPLFC10-5B[6][7]-1/3aJ[9][10] *3	
		10	ø3	VPLFC10-10B[6][7]-3J[9][10] *3			10	ø1/8	VPLFC10-10B[6][7]-1/8J[9][10] *3	
			ø4	VPLFC10-10B[6][7]-4J[9][10] *3				ø5/32	VPLFC10-10B[6][7]-1/8aJ[9][10] *3	
		15	ø3	VPLFC10-15B[6][7]-3J[9][10] *3			15	ø1/8	VPLFC10-15B[6][7]-1/8J[9][10] *3	
			ø4	VPLFC10-15B[6][7]-4J[9][10] *3				ø5/32	VPLFC10-15B[6][7]-1/8aJ[9][10] *3	
		20	ø3	VPLFC10-20B[6][7]-3J[9][10] *3			20	ø1/8	VPLFC10-20B[6][7]-1/8J[9][10] *3	
			ø4	VPLFC10-20B[6][7]-4J[9][10] *3				ø5/32	VPLFC10-20B[6][7]-1/8aJ[9][10] *3	
	ø15	2	ø3	VPLFC15-2B[6][7]-3J[9] *4		ø15	2	ø1/8	VPLFC15-2B[6][7]-1/8J[9] *4	
			ø4	VPLFC15-2B[6][7]-4J[9] *4				ø5/32	VPLFC15-2B[6][7]-1/8aJ[9] *4	
		5	ø3	VPLFC15-5B[6][7]-3J[9][10] *4			5	ø1/8	VPLFC15-5B[6][7]-1/8J[9][10] *4	
			ø4	VPLFC15-5B[6][7]-4J[9][10] *4				ø5/32	VPLFC15-5B[6][7]-1/8aJ[9][10] *4	
		10	ø3	VPLFC15-10B[6][7]-3J[9][10] *4			10	ø1/8	VPLFC15-10B[6][7]-1/8J[9][10] *4	
			ø4	VPLFC15-10B[6][7]-4J[9][10] *4				ø5/32	VPLFC15-10B[6][7]-1/8aJ[9][10] *4	
		15	ø3	VPLFC15-15B[6][7]-3J[9][10] *4			15	ø1/8	VPLFC15-15B[6][7]-1/8J[9][10] *4	
			ø4	VPLFC15-15B[6][7]-4J[9][10] *4				ø5/32	VPLFC15-15B[6][7]-1/8aJ[9][10] *4	
		20	ø3	VPLFC15-20B[6][7]-3J[9][10] *4			20	ø1/8	VPLFC15-20B[6][7]-1/8J[9][10] *4	
			ø4	VPLFC15-20B[6][7]-4J[9][10] *4				ø5/32	VPLFC15-20B[6][7]-1/8aJ[9][10] *4	

Pad dia. ø6 mm to ø15 mm

Notes
*1. Barb fitting type holders are also selectable. Contact us for the details.
*2. Extra soft silicone (YS2/YS4) is not available.
*3. Extra soft silicone (YS2/YS4) is available only when Fluoro-coating treatment is selected.
*4. Extra soft silicone hardness 20° type (YS2) is available only when Fluoro-coating treatment is selected.

Packaging specifications
1 pc. /bag

Options
[7] : Surface treatment (Fiber surface, DLC. coating, Reformed surface, and Fluoro-coating)
[9] : Resin attachment
[10] : -SF1/4 ⇒ Spring load 1/4

Optional items ⇒ P.556 | Surface treatment | Resin attachment | Fall Prevention Valve | Swivel Joint for vacuum pad | Filter

Vacuum Pad Bellows Type

RoHS2 (2011/65/EU+EU2015/863) compliant

Holder type	Pad dia. (mm)	Stroke (mm)	Tube O.D. (mm)	Model code	Connection config. Code	Pad dia. (mm)	Stroke (mm)	Tube O.D. (inch)	Model code	Connection config. Code
Spring type, Top port, Push-in fitting, Low dust emission VPLFC	ø20	5	ø3	VPLFC20-5B[6][7]-3J[9][10]	M6	ø20	5	ø1/8	VPLFC20-5B[6][7]-1/8J[9][10]	M6
			ø4	VPLFC20-5B[6][7]-4J[9][10]				ø5/32	VPLFC20-5B[6][7]-5/32J[9][10]	
			ø6	VPLFC20-5B[6][7]-6J[9][10]				ø1/4	VPLFC20-5B[6][7]-1/4J[9][10]	
		10	ø3	VPLFC20-10B[6][7]-3J[9][10]			10	ø1/8	VPLFC20-10B[6][7]-1/8J[9][10]	
			ø4	VPLFC20-10B[6][7]-4J[9][10]				ø5/32	VPLFC20-10B[6][7]-5/32J[9][10]	
			ø6	VPLFC20-10B[6][7]-6J[9][10]				ø1/4	VPLFC20-10B[6][7]-1/4J[9][10]	
		15	ø3	VPLFC20-15B[6][7]-3J[9][10]			15	ø1/8	VPLFC20-15B[6][7]-1/8J[9][10]	
			ø4	VPLFC20-15B[6][7]-4J[9][10]				ø5/32	VPLFC20-15B[6][7]-5/32J[9][10]	
			ø6	VPLFC20-15B[6][7]-6J[9][10]				ø1/4	VPLFC20-15B[6][7]-1/4J[9][10]	
		20	ø3	VPLFC20-20B[6][7]-3J[9][10]			20	ø1/8	VPLFC20-20B[6][7]-1/8J[9][10]	
			ø4	VPLFC20-20B[6][7]-4J[9][10]				ø5/32	VPLFC20-20B[6][7]-5/32J[9][10]	
			ø6	VPLFC20-20B[6][7]-6J[9][10]				ø1/4	VPLFC20-20B[6][7]-1/4J[9][10]	
Pad dia. ø20 mm to ø50 mm	ø25	5	ø3	VPLFC25-5B[6][7]-3J[9][10]		ø25	5	ø1/8	VPLFC25-5B[6][7]-1/8J[9][10]	
			ø4	VPLFC25-5B[6][7]-4J[9][10]				ø5/32	VPLFC25-5B[6][7]-5/32J[9][10]	
			ø6	VPLFC25-5B[6][7]-6J[9][10]				ø1/4	VPLFC25-5B[6][7]-1/4J[9][10]	
		10	ø3	VPLFC25-10B[6][7]-3J[9][10]			10	ø1/8	VPLFC25-10B[6][7]-1/8J[9][10]	
			ø4	VPLFC25-10B[6][7]-4J[9][10]				ø5/32	VPLFC25-10B[6][7]-5/32J[9][10]	
			ø6	VPLFC25-10B[6][7]-6J[9][10]				ø1/4	VPLFC25-10B[6][7]-1/4J[9][10]	
		15	ø3	VPLFC25-15B[6][7]-3J[9][10]			15	ø1/8	VPLFC25-15B[6][7]-1/8J[9][10]	
			ø4	VPLFC25-15B[6][7]-4J[9][10]				ø5/32	VPLFC25-15B[6][7]-5/32J[9][10]	
			ø6	VPLFC25-15B[6][7]-6J[9][10]				ø1/4	VPLFC25-15B[6][7]-1/4J[9][10]	
		20	ø3	VPLFC25-20B[6][7]-3J[9][10]			20	ø1/8	VPLFC25-20B[6][7]-1/8J[9][10]	
			ø4	VPLFC25-20B[6][7]-4J[9][10]				ø5/32	VPLFC25-20B[6][7]-5/32J[9][10]	
			ø6	VPLFC25-20B[6][7]-6J[9][10]				ø1/4	VPLFC25-20B[6][7]-1/4J[9][10]	
	ø30	5	ø3	VPLFC30-5B[6][7]-3J[9][10]		ø30	5	ø1/8	VPLFC30-5B[6][7]-1/8J[9][10]	
			ø4	VPLFC30-5B[6][7]-4J[9][10]				ø5/32	VPLFC30-5B[6][7]-5/32J[9][10]	
			ø6	VPLFC30-5B[6][7]-6J[9][10]				ø1/4	VPLFC30-5B[6][7]-1/4J[9][10]	
		10	ø3	VPLFC30-10B[6][7]-3J[9][10]			10	ø1/8	VPLFC30-10B[6][7]-1/8J[9][10]	
			ø4	VPLFC30-10B[6][7]-4J[9][10]				ø5/32	VPLFC30-10B[6][7]-5/32J[9][10]	
			ø6	VPLFC30-10B[6][7]-6J[9][10]				ø1/4	VPLFC30-10B[6][7]-1/4J[9][10]	
		15	ø3	VPLFC30-15B[6][7]-3J[9][10]			15	ø1/8	VPLFC30-15B[6][7]-1/8J[9][10]	
			ø4	VPLFC30-15B[6][7]-4J[9][10]				ø5/32	VPLFC30-15B[6][7]-5/32J[9][10]	
			ø6	VPLFC30-15B[6][7]-6J[9][10]				ø1/4	VPLFC30-15B[6][7]-1/4J[9][10]	
		20	ø3	VPLFC30-20B[6][7]-3J[9][10]			20	ø1/8	VPLFC30-20B[6][7]-1/8J[9][10]	
			ø4	VPLFC30-20B[6][7]-4J[9][10]				ø5/32	VPLFC30-20B[6][7]-5/32J[9][10]	
			ø6	VPLFC30-20B[6][7]-6J[9][10]				ø1/4	VPLFC30-20B[6][7]-1/4J[9][10]	
	ø40	5	ø3	VPLFC40-5B[6][7]-3J[10]		ø40	5	ø1/8	VPLFC40-5B[6][7]-1/8J[10]	
			ø4	VPLFC40-5B[6][7]-4J[10]				ø5/32	VPLFC40-5B[6][7]-5/32J[10]	
			ø6	VPLFC40-5B[6][7]-6J[10]				ø1/4	VPLFC40-5B[6][7]-1/4J[10]	
		10	ø3	VPLFC40-10B[6][7]-3J[10]			10	ø1/8	VPLFC40-10B[6][7]-1/8J[10]	
			ø4	VPLFC40-10B[6][7]-4J[10]				ø5/32	VPLFC40-10B[6][7]-5/32J[10]	
			ø6	VPLFC40-10B[6][7]-6J[10]				ø1/4	VPLFC40-10B[6][7]-1/4J[10]	
		15	ø3	VPLFC40-15B[6][7]-3J[10]			15	ø1/8	VPLFC40-15B[6][7]-1/8J[10]	
			ø4	VPLFC40-15B[6][7]-4J[10]				ø5/32	VPLFC40-15B[6][7]-5/32J[10]	
			ø6	VPLFC40-15B[6][7]-6J[10]				ø1/4	VPLFC40-15B[6][7]-1/4J[10]	
		20	ø3	VPLFC40-20B[6][7]-3J[10]			20	ø1/8	VPLFC40-20B[6][7]-1/8J[10]	
			ø4	VPLFC40-20B[6][7]-4J[10]				ø5/32	VPLFC40-20B[6][7]-5/32J[10]	
			ø6	VPLFC40-20B[6][7]-6J[10]				ø1/4	VPLFC40-20B[6][7]-1/4J[10]	
	ø50	5	ø3	VPLFC50-5B[6][7]-3J[10]		ø50	5	ø1/8	VPLFC50-5B[6][7]-1/8J[10]	
			ø4	VPLFC50-5B[6][7]-4J[10]				ø5/32	VPLFC50-5B[6][7]-5/32J[10]	
			ø6	VPLFC50-5B[6][7]-6J[10]				ø1/4	VPLFC50-5B[6][7]-1/4J[10]	
		10	ø3	VPLFC50-10B[6][7]-3J[10]			10	ø1/8	VPLFC50-10B[6][7]-1/8J[10]	
			ø4	VPLFC50-10B[6][7]-4J[10]				ø5/32	VPLFC50-10B[6][7]-5/32J[10]	
			ø6	VPLFC50-10B[6][7]-6J[10]				ø1/4	VPLFC50-10B[6][7]-1/4J[10]	
		15	ø3	VPLFC50-15B[6][7]-3J[10]			15	ø1/8	VPLFC50-15B[6][7]-1/8J[10]	
			ø4	VPLFC50-15B[6][7]-4J[10]				ø5/32	VPLFC50-15B[6][7]-5/32J[10]	
			ø6	VPLFC50-15B[6][7]-6J[10]				ø1/4	VPLFC50-15B[6][7]-1/4J[10]	
		20	ø3	VPLFC50-20B[6][7]-3J[10]			20	ø1/8	VPLFC50-20B[6][7]-1/8J[10]	
			ø4	VPLFC50-20B[6][7]-4J[10]				ø5/32	VPLFC50-20B[6][7]-5/32J[10]	
			ø6	VPLFC50-20B[6][7]-6J[10]				ø1/4	VPLFC50-20B[6][7]-1/4J[10]	

RoHS2 (2011/65/EU+EU2015/863) compliant

Holder type	Pad dia. (mm)	Stroke (mm)	Male thread size	Model code	Connection config. Code
Spring type, Top port, Female thread, Low dust emission VPLFC	ø6	2	M5×0.8	VPLFC6-2B[6][7]-M5*2	T8
		5	M5×0.8	VPLFC6-5B[6][7]-M5[10]*2	
		10	M5×0.8	VPLFC6-10B[6][7]-M5[10]*2	
		15	M5×0.8	VPLFC6-15B[6][7]-M5[10]*2	
		20	M5×0.8	VPLFC6-20B[6][7]-M5[10]*2	
	ø8	2	M5×0.8	VPLFC8-2B[6][7]-M5*2	
		5	M5×0.8	VPLFC8-5B[6][7]-M5[10]*2	
		10	M5×0.8	VPLFC8-10B[6][7]-M5[10]*2	
		15	M5×0.8	VPLFC8-15B[6][7]-M5[10]*2	
		20	M5×0.8	VPLFC8-20B[6][7]-M5[10]*2	
	ø10	2	M5×0.8	VPLFC10-2B[6][7]-M5[9]*3	M4
		5	M5×0.8	VPLFC10-5B[6][7]-M5[9][10]*3	
		10	M5×0.8	VPLFC10-10B[6][7]-M5[9][10]*3	
		15	M5×0.8	VPLFC10-15B[6][7]-M5[9][10]*3	
		20	M5×0.8	VPLFC10-20B[6][7]-M5[9][10]*3	
	ø15	2	M5×0.8	VPLFC15-2B[6][7]-M5[9]*4	
		5	M5×0.8	VPLFC15-5B[6][7]-M5[9][10]*4	
		10	M5×0.8	VPLFC15-10B[6][7]-M5[9][10]*4	
		15	M5×0.8	VPLFC15-15B[6][7]-M5[9][10]*4	
		20	M5×0.8	VPLFC15-20B[6][7]-M5[9][10]*4	
	ø20	5	M6×1	VPLFC20-5B[6][7]-M6[9][10]	M6
		10	M6×1	VPLFC20-10B[6][7]-M6[9][10]	
		15	M6×1	VPLFC20-15B[6][7]-M6[9][10]	
		20	M6×1	VPLFC20-20B[6][7]-M6[9][10]	
	ø25	5	M6×1	VPLFC25-5B[6][7]-M6[9][10]	
		10	M6×1	VPLFC25-10B[6][7]-M6[9][10]	
		15	M6×1	VPLFC25-15B[6][7]-M6[9][10]	
		20	M6×1	VPLFC25-20B[6][7]-M6[9][10]	
	ø30	5	M6×1	VPLFC30-5B[6][7]-M6[9][10]	
		10	M6×1	VPLFC30-10B[6][7]-M6[9][10]	
		15	M6×1	VPLFC30-15B[6][7]-M6[9][10]	
		20	M6×1	VPLFC30-20B[6][7]-M6[9][10]	
	ø40	5	M6×1	VPLFC40-5B[6][7]-M6[10]	
		10	M6×1	VPLFC40-10B[6][7]-M6[10]	
		15	M6×1	VPLFC40-15B[6][7]-M6[10]	
		20	M6×1	VPLFC40-20B[6][7]-M6[10]	
	ø50	5	M6×1	VPLFC50-5B[6][7]-M6[10]	
		10	M6×1	VPLFC50-10B[6][7]-M6[10]	
		15	M6×1	VPLFC50-15B[6][7]-M6[10]	
		20	M6×1	VPLFC50-20B[6][7]-M6[10]	

Notes
*1. Barb fitting type holders are also selectable. Contact us for the details.
*2. Extra soft silicone (YS2/YS4) is not available.
*3. Extra soft silicone (YS2/YS4) is available only when Fluoro-coating treatment is selected.
*4. Extra soft silicone hardness 20° type (YS2) is available only when Fluoro-coating treatment is selected.

Packaging specifications
1 pc. /bag

Options
[7] : Surface treatment (Fiber surface, DLC. coating, Reformed surface, and Fluoro-coating)
[9] : Resin attachment
[10] : -SF1/4 ⇒ Spring load 1/4

Optional items ⇒ P.556
Surface treatment | Resin attachment | Fall Prevention Valve | Swivel Joint for vacuum pad | Filter

Vacuum Pad Bellows Type

RoHS2 (2011/65/EU+EU2015/863) compliant

Holder type	Pad dia. (mm)	Tube O.D. (mm)	Model code	14 : -S3 -S3 spec.	Connection config. Code
Spring type, Side port, Push-in fitting, Mini VPMD	ø6	ø3	VPMD6-2B 6 7 -3J [+2]	—	T8
		ø4	VPMD6-2B 6 7 -4J 14 [+2]	○	
	ø8	ø3	VPMD8-2B 6 7 -3J [+2]	—	
		ø4	VPMD8-2B 6 7 -4J 14 [+2]	○	
	ø10	ø3	VPMD10-4B 6 7 -3J 9 [+3]	—	M4
		ø4	VPMD10-4B 6 7 -4J 9 14 [+3]	○	
		ø6	VPMD10-4B 6 7 -6J 9 14 [+3]	○	
	ø15	ø3	VPMD15-4B 6 7 -3J 9 [+4]	—	
		ø4	VPMD15-4B 6 7 -4J 9 14 [+4]	○	
		ø6	VPMD15-4B 6 7 -6J 9 14 [+4]	○	
	ø20	ø3	VPMD20-4B 6 7 -3J 9	—	M6
		ø4	VPMD20-4B 6 7 -4J 9 14	○	
		ø6	VPMD20-4B 6 7 -6J 9 14	○	
	ø25	ø3	VPMD25-4B 6 7 -3J 9	—	
		ø4	VPMD25-4B 6 7 -4J 9 14	○	
		ø6	VPMD25-4B 6 7 -6J 9 14	○	
	ø30	ø3	VPMD30-4B 6 7 -3J 9	—	
		ø4	VPMD30-4B 6 7 -4J 9 14	○	
		ø6	VPMD30-4B 6 7 -6J 9 14	○	
	ø40	ø3	VPMD40-4B 6 7 -3J	—	
		ø4	VPMD40-4B 6 7 -4J 14	○	
		ø6	VPMD40-4B 6 7 -6J 14	○	
	ø50	ø3	VPMD50-4B 6 7 -3J	—	
		ø4	VPMD50-4B 6 7 -4J 14	○	
		ø6	VPMD50-4B 6 7 -6J 14	○	

Pad dia. ø 8mm or smaller: Stroke 2mm
Pad dia. ø 10mm or larger: Stroke 4mm

Pad dia. (mm)	Tube O.D. (inch)	Model code	14 : -S3 -S3 spec.	Connection config. Code
ø6	ø1/8	VPMD6-2B 6 7 -1/4J 14 [+2]	○	T8
	ø5/32	VPMD6-2B 6 7 -5/32J 14 [+2]	○	
ø8	ø1/8	VPMD8-2B 6 7 -1/4J 14 [+2]	○	
	ø5/32	VPMD8-2B 6 7 -5/32J 14 [+2]	○	
ø10	ø1/8	VPMD10-4B 6 7 -1/4J 9 [+3]	—	M4
	ø5/32	VPMD10-4B 6 7 -5/32J 9 14 [+3]	○	
	ø1/4	VPMD10-4B 6 7 -1/4J 9 [+3]	—	
ø15	ø1/8	VPMD15-4B 6 7 -1/4J 9 [+4]	—	
	ø5/32	VPMD15-4B 6 7 -5/32J 9 14 [+4]	○	
	ø1/4	VPMD15-4B 6 7 -1/4J 9 [+4]	—	
ø20	ø1/8	VPMD20-4B 6 7 -1/4J 9	—	M6
	ø5/32	VPMD20-4B 6 7 -5/32J 9 14	○	
	ø1/4	VPMD20-4B 6 7 -1/4J 9	—	
ø25	ø1/8	VPMD25-4B 6 7 -1/4J 9	—	
	ø5/32	VPMD25-4B 6 7 -5/32J 9 14	○	
	ø1/4	VPMD25-4B 6 7 -1/4J 9	—	
ø30	ø1/8	VPMD30-4B 6 7 -1/4J 9	—	
	ø5/32	VPMD30-4B 6 7 -5/32J 9 14	○	
	ø1/4	VPMD30-4B 6 7 -1/4J 9	—	
ø40	ø1/8	VPMD40-4B 6 7 -1/4J	—	
	ø5/32	VPMD40-4B 6 7 -5/32J 14	○	
	ø1/4	VPMD40-4B 6 7 -1/4J	—	
ø50	ø1/8	VPMD50-4B 6 7 -1/4J	—	
	ø5/32	VPMD50-4B 6 7 -5/32J 14	○	
	ø1/4	VPMD50-4B 6 7 -1/4J	—	

Holder type	Pad dia. (mm)	Male thread size	Model code	14 : -S3 -S3 spec.	Connection config. Code
Spring type, Side port, Female thread, Mini VPMD	ø6	M3×0.5	VPMD6-2B 6 7 -M3 14 [+2]	○	T8
	ø8	M3×0.5	VPMD8-2B 6 7 -M3 14 [+2]	○	
	ø10	M5×0.8	VPMD10-4B 6 7 -M5 9 14 [+3]	○	M4
	ø15	M5×0.8	VPMD15-4B 6 7 -M5 9 14 [+4]	○	
	ø20	M5×0.8	VPMD20-4B 6 7 -M5 9 14	○	M6
	ø25	M5×0.8	VPMD25-4B 6 7 -M5 9 14	○	
	ø30	M5×0.8	VPMD30-4B 6 7 -M5 9 14	○	
	ø40	M5×0.8	VPMD40-4B 6 7 -M5 14	○	
	ø50	M5×0.8	VPMD50-4B 6 7 -M5 14	○	



Pad dia. ø 8mm or smaller: Stroke 2mm
Pad dia. ø 10mm or larger: Stroke 4mm

Notes
*1. Holders are also available in Push-in fitting type for tube O.D. of 1.8 mm and 2 mm, and barb fitting type. Contact us for the details.
*2. Extra soft silicone (YS2/YS4) is not available.
*3. Extra soft silicone (YS2/YS4) is available only when Fluoro-coating treatment is selected.
*4. Extra soft silicone hardness 20° type (YS2) is available only when Fluoro-coating treatment is selected.

CAD data is available at PISCO website.

Packaging specifications
1 pc. /bag

Options
7 : Surface treatment (Fiber surface, DLC. coating, Reformed surface, and Fluoro-coating)
9 : Resin attachment
14 : -S3 ⇒ -S3 spec. (○ in the lists: Available)
*1. For "-S3 spec.", the release ring color is dark blue, and the gasket material is FKM+SUS316.
*2. For inch size push-in fitting, the release ring color is white even for "-S3 spec."

Optional items ⇒ P.556 | Surface treatment | Resin attachment | Fall Prevention Valve | Swivel Joint for vacuum pad | Filter

RoHS2 (2011/65/EU+EU2015/863) compliant

Holder type	Pad dia. (mm)	Stroke (mm)	Tube O.D. (mm)	Model code	14 : -S3 -S3 spec.	Connection config. Code
Spring type, Side port, Push-in fitting, Standard VPD	ø2	3	ø3	VPD2-3B 6 -3J 10 [+2]	—	H3
			ø4	VPD2-3B 6 -4J 10 14 [+2]	○	
			ø6	VPD2-3B 6 -6J 10 14 [+2]	○	
		10	ø3	VPD2-10B 6 -3J 10 [+2]	—	
			ø4	VPD2-10B 6 -4J 10 [+2]		
			ø6	VPD2-10B 6 -6J 10 [+2]		
		15	ø3	VPD2-15B 6 -3J 10 [+2]	—	
			ø4	VPD2-15B 6 -4J 10 [+2]		
			ø6	VPD2-15B 6 -6J 10 [+2]		
		20	ø3	VPD2-20B 6 -3J 10 [+2]	—	
			ø4	VPD2-20B 6 -4J 10 [+2]		
			ø6	VPD2-20B 6 -6J 10 [+2]		
	ø4	3	ø3	VPD4-3B 6 -3J 10 [+3]	—	
			ø4	VPD4-3B 6 -4J 10 14 [+3]	○	
			ø6	VPD4-3B 6 -6J 10 14 [+3]	○	
		10	ø3	VPD4-10B 6 -3J 10 [+3]	—	
			ø4	VPD4-10B 6 -4J 10 [+3]		
			ø6	VPD4-10B 6 -6J 10 [+3]		
		15	ø3	VPD4-15B 6 -3J 10 [+3]	—	
			ø4	VPD4-15B 6 -4J 10 [+3]		
			ø6	VPD4-15B 6 -6J 10 [+3]		
		20	ø3	VPD4-20B 6 -3J 10 [+3]	—	
			ø4	VPD4-20B 6 -4J 10 [+3]		
			ø6	VPD4-20B 6 -6J 10 [+3]		
	ø6	3	ø3	VPD6-3B 6 7 -3J 10 [+4]	—	T8
			ø4	VPD6-3B 6 7 -4J 10 14 [+4]	○	
			ø6	VPD6-3B 6 7 -6J 10 14 [+4]	○	
		10	ø3	VPD6-10B 6 7 -3J 10 [+4]	—	
			ø4	VPD6-10B 6 7 -4J 10 [+4]		
			ø6	VPD6-10B 6 7 -6J 10 [+4]		
		15	ø3	VPD6-15B 6 7 -3J 10 [+4]	—	
			ø4	VPD6-15B 6 7 -4J 10 [+4]		
			ø6	VPD6-15B 6 7 -6J 10 [+4]		
		20	ø3	VPD6-20B 6 7 -3J 10 [+4]	—	
			ø4	VPD6-20B 6 7 -4J 10 [+4]		
			ø6	VPD6-20B 6 7 -6J 10 [+4]		
	ø8	3	ø3	VPD8-3B 6 7 -3J 10 [+4]	—	
			ø4	VPD8-3B 6 7 -4J 10 14 [+4]	○	
			ø6	VPD8-3B 6 7 -6J 10 14 [+4]	○	
		10	ø3	VPD8-10B 6 7 -3J 10 [+4]	—	
			ø4	VPD8-10B 6 7 -4J 10 [+4]		
			ø6	VPD8-10B 6 7 -6J 10 [+4]		
		15	ø3	VPD8-15B 6 7 -3J 10 [+4]	—	
			ø4	VPD8-15B 6 7 -4J 10 [+4]		
			ø6	VPD8-15B 6 7 -6J 10 [+4]		
		20	ø3	VPD8-20B 6 7 -3J 10 [+4]	—	
			ø4	VPD8-20B 6 7 -4J 10 [+4]		
			ø6	VPD8-20B 6 7 -6J 10 [+4]		

Pad dia. ø2 mm to ø8 mm

Pad dia. (mm)	Stroke (mm)	Tube O.D. (inch)	Model code	14 : -S3 -S3 spec.	Connection config. Code
ø2	3	ø1/8	VPD2-3B 6 -1/4J 10 [+2]	—	H3
		ø5/32	VPD2-3B 6 -5/32J 10 14 [+2]	○	
		ø1/4	VPD2-3B 6 -1/4J 10 [+2]	—	
	10	ø1/8	VPD2-10B 6 -1/4J 10 [+2]	—	
		ø5/32	VPD2-10B 6 -5/32J 10 [+2]		
		ø1/4	VPD2-10B 6 -1/4J 10 [+2]		
	15	ø1/8	VPD2-15B 6 -1/4J 10 [+2]	—	
		ø5/32	VPD2-15B 6 -5/32J 10 [+2]		
		ø1/4	VPD2-15B 6 -1/4J 10 [+2]		
	20	ø1/8	VPD2-20B 6 -1/4J 10 [+2]	—	
		ø5/32	VPD2-20B 6 -5/32J 10 [+2]		
		ø1/4	VPD2-20B 6 -1/4J 10 [+2]		
ø4	3	ø1/8	VPD4-3B 6 -1/4J 10 [+3]	—	
		ø5/32	VPD4-3B 6 -5/32J 10 14 [+3]	○	
		ø1/4	VPD4-3B 6 -1/4J 10 [+3]	—	
	10	ø1/8	VPD4-10B 6 -1/4J 10 [+3]	—	
		ø5/32	VPD4-10B 6 -5/32J 10 [+3]		
		ø1/4	VPD4-10B 6 -1/4J 10 [+3]		
	15	ø1/8	VPD4-15B 6 -1/4J 10 [+3]	—	
		ø5/32	VPD4-15B 6 -5/32J 10 [+3]		
		ø1/4	VPD4-15B 6 -1/4J 10 [+3]		
	20	ø1/8	VPD4-20B 6 -1/4J 10 [+3]	—	
		ø5/32	VPD4-20B 6 -5/32J 10 [+3]		
		ø1/4	VPD4-20B 6 -1/4J 10 [+3]		
ø6	3	ø1/8	VPD6-3B 6 7 -1/4J 10 [+4]	—	T8
		ø5/32	VPD6-3B 6 7 -5/32J 10 14 [+4]	○	
		ø1/4	VPD6-3B 6 7 -1/4J 10 [+4]	—	
	10	ø1/8	VPD6-10B 6 7 -1/4J 10 [+4]	—	
		ø5/32	VPD6-10B 6 7 -5/32J 10 [+4]		
		ø1/4	VPD6-10B 6 7 -1/4J 10 [+4]		
	15	ø1/8	VPD6-15B 6 7 -1/4J 10 [+4]	—	
		ø5/32	VPD6-15B 6 7 -5/32J 10 [+4]		
		ø1/4	VPD6-15B 6 7 -1/4J 10 [+4]		
	20	ø1/8	VPD6-20B 6 7 -1/4J 10 [+4]	—	
		ø5/32	VPD6-20B 6 7 -5/32J 10 [+4]		
		ø1/4	VPD6-20B 6 7 -1/4J 10 [+4]		
ø8	3	ø1/8	VPD8-3B 6 7 -1/4J 10 [+4]	—	
		ø5/32	VPD8-3B 6 7 -5/32J 10 14 [+4]	○	
		ø1/4	VPD8-3B 6 7 -1/4J 10 [+4]	—	
	10	ø1/8	VPD8-10B 6 7 -1/4J 10 [+4]	—	
		ø5/32	VPD8-10B 6 7 -5/32J 10 [+4]		
		ø1/4	VPD8-10B 6 7 -1/4J 10 [+4]		
	15	ø1/8	VPD8-15B 6 7 -1/4J 10 [+4]	—	
		ø5/32	VPD8-15B 6 7 -5/32J 10 [+4]		
		ø1/4	VPD8-15B 6 7 -1/4J 10 [+4]		
	20	ø1/8	VPD8-20B 6 7 -1/4J 10 [+4]	—	
		ø5/32	VPD8-20B 6 7 -5/32J 10 [+4]		
		ø1/4	VPD8-20B 6 7 -1/4J 10 [+4]		

Notes
*1. Holders are also available in Push-in fitting type for tube O.D. of 1.8 mm and 2 mm, and barb fitting type. Contact us for the details.
*2. Pad rubber material is available only for Nitrile (N) and Silicone (S).
*3. Pad rubber material is available only for Nitrile (N), Silicone (S) and Conductive Silicone (SE).
*4. Extra soft silicone (YS2/YS4) is not available.

CAD data is available at PISCO website.

Packaging specifications
1 pc. /bag

Options
7 : Surface treatment (DLC. coating, Reformed surface, and Fluoro-coating)
9 : Resin attachment
10 : -DC ⇒ Holder with dust catcher
14 : -S3 ⇒ -S3 spec. (○ in the lists: Available)
*1. For "-S3 spec.", the release ring color is dark blue, and the gasket material is FKM+SUS316.
*2. For inch size push-in fitting, the release ring color is white even for "-S3 spec."

Optional items ⇒ P.556 | Surface treatment | Dust Catcher (VPD)

Vacuum Pad Bellows Type

RoHS2 (2011/65/EU+EU2015/863) compliant

Holder type	Pad dia. (mm)	Stroke (mm)	Tube O.D. (mm)	Model code	14 : -S3 -S3 spec.	Connection config. Code	Pad dia. (mm)	Stroke (mm)	Tube O.D. (inch)	Model code	14 : -S3 -S3 spec.	Connection config. Code
Spring type, Side port, Push-in fitting, Standard VPD Pad dia. ø10 mm to ø25 mm	ø10	6	ø3	VPD10-6B 7-3J 9 10 *2	—	M4	ø10	6	ø1/8	VPD10-6B 7-1/8J 9 10 *2	—	M4
			ø4	VPD10-6B 7-4J 9 10 14 *2	○				ø5/32	VPD10-6B 7-5/32J 9 10 14 *2	○	
			ø6	VPD10-6B 7-6J 9 10 14 *2	○				ø1/4	VPD10-6B 7-1/4J 9 10 *2	—	
		10	ø3	VPD10-10B 7-3J 9 10 *2	—			10	ø1/8	VPD10-10B 7-1/8J 9 10 *2	—	
			ø4	VPD10-10B 7-4J 9 10 *2					ø5/32	VPD10-10B 7-5/32J 9 10 *2		
			ø6	VPD10-10B 7-6J 9 10 *2					ø1/4	VPD10-10B 7-1/4J 9 10 *2		
		15	ø3	VPD10-15B 7-3J 9 10 *2	—			15	ø1/8	VPD10-15B 7-1/8J 9 10 *2	—	
			ø4	VPD10-15B 7-4J 9 10 *2					ø5/32	VPD10-15B 7-5/32J 9 10 *2		
			ø6	VPD10-15B 7-6J 9 10 *2					ø1/4	VPD10-15B 7-1/4J 9 10 *2		
		20	ø3	VPD10-20B 7-3J 9 10 *2	—			20	ø1/8	VPD10-20B 7-1/8J 9 10 *2	—	
			ø4	VPD10-20B 7-4J 9 10 *2					ø5/32	VPD10-20B 7-5/32J 9 10 *2		
			ø6	VPD10-20B 7-6J 9 10 *2					ø1/4	VPD10-20B 7-1/4J 9 10 *2		
	ø15	6	ø3	VPD15-6B 7-3J 9 10 *3	—		ø15	6	ø1/8	VPD15-6B 7-1/8J 9 10 *3	—	
			ø4	VPD15-6B 7-4J 9 10 14 *3	○				ø5/32	VPD15-6B 7-5/32J 9 10 14 *3	○	
			ø6	VPD15-6B 7-6J 9 10 14 *3	○				ø1/4	VPD15-6B 7-1/4J 9 10 *3	—	
		10	ø3	VPD15-10B 7-3J 9 10 *3	—			10	ø1/8	VPD15-10B 7-1/8J 9 10 *3	—	
			ø4	VPD15-10B 7-4J 9 10 *3					ø5/32	VPD15-10B 7-5/32J 9 10 *3		
			ø6	VPD15-10B 7-6J 9 10 *3					ø1/4	VPD15-10B 7-1/4J 9 10 *3		
		15	ø3	VPD15-15B 7-3J 9 10 *3	—			15	ø1/8	VPD15-15B 7-1/8J 9 10 *3	—	
			ø4	VPD15-15B 7-4J 9 10 *3					ø5/32	VPD15-15B 7-5/32J 9 10 *3		
			ø6	VPD15-15B 7-6J 9 10 *3					ø1/4	VPD15-15B 7-1/4J 9 10 *3		
		20	ø3	VPD15-20B 7-3J 9 10 *3	—			20	ø1/8	VPD15-20B 7-1/8J 9 10 *3	—	
			ø4	VPD15-20B 7-4J 9 10 *3					ø5/32	VPD15-20B 7-5/32J 9 10 *3		
			ø6	VPD15-20B 7-6J 9 10 *3					ø1/4	VPD15-20B 7-1/4J 9 10 *3		
	ø20	6	ø3	VPD20-6B 7-3J 9 10	—	M6	ø20	6	ø1/8	VPD20-6B 7-1/8J 9 10	—	M6
			ø4	VPD20-6B 7-4J 9 10 14	○				ø5/32	VPD20-6B 7-5/32J 9 10 14	○	
			ø6	VPD20-6B 7-6J 9 10 14	○				ø1/4	VPD20-6B 7-1/4J 9 10	—	
		10	ø3	VPD20-10B 7-3J 9 10	—			10	ø1/8	VPD20-10B 7-1/8J 9 10	—	
			ø4	VPD20-10B 7-4J 9 10					ø5/32	VPD20-10B 7-5/32J 9 10		
			ø6	VPD20-10B 7-6J 9 10					ø1/4	VPD20-10B 7-1/4J 9 10		
		15	ø3	VPD20-15B 7-3J 9 10	—			15	ø1/8	VPD20-15B 7-1/8J 9 10	—	
			ø4	VPD20-15B 7-4J 9 10					ø5/32	VPD20-15B 7-5/32J 9 10		
			ø6	VPD20-15B 7-6J 9 10					ø1/4	VPD20-15B 7-1/4J 9 10		
		20	ø3	VPD20-20B 7-3J 9 10	—			20	ø1/8	VPD20-20B 7-1/8J 9 10	—	
			ø4	VPD20-20B 7-4J 9 10					ø5/32	VPD20-20B 7-5/32J 9 10		
			ø6	VPD20-20B 7-6J 9 10					ø1/4	VPD20-20B 7-1/4J 9 10		
	ø25	6	ø3	VPD25-6B 7-3J 9 10	—		ø25	6	ø1/8	VPD25-6B 7-1/8J 9 10	—	
			ø4	VPD25-6B 7-4J 9 10 14	○				ø5/32	VPD25-6B 7-5/32J 9 10 14	○	
			ø6	VPD25-6B 7-6J 9 10 14	○				ø1/4	VPD25-6B 7-1/4J 9 10	—	
		10	ø3	VPD25-10B 7-3J 9 10	—			10	ø1/8	VPD25-10B 7-1/8J 9 10	—	
			ø4	VPD25-10B 7-4J 9 10					ø5/32	VPD25-10B 7-5/32J 9 10		
			ø6	VPD25-10B 7-6J 9 10					ø1/4	VPD25-10B 7-1/4J 9 10		
		15	ø3	VPD25-15B 7-3J 9 10	—			15	ø1/8	VPD25-15B 7-1/8J 9 10	—	
			ø4	VPD25-15B 7-4J 9 10					ø5/32	VPD25-15B 7-5/32J 9 10		
			ø6	VPD25-15B 7-6J 9 10					ø1/4	VPD25-15B 7-1/4J 9 10		
		20	ø3	VPD25-20B 7-3J 9 10	—			20	ø1/8	VPD25-20B 7-1/8J 9 10	—	
			ø4	VPD25-20B 7-4J 9 10					ø5/32	VPD25-20B 7-5/32J 9 10		
			ø6	VPD25-20B 7-6J 9 10					ø1/4	VPD25-20B 7-1/4J 9 10		

Notes
*1. Barb fitting type holders are also selectable. Contact us for the details.
*2. Extra soft silicone (YS2/YS4) is available only when Fluoro-coating treatment is selected.
*3. Extra soft silicone hardness 20° type (YS2) is available only when Fluoro-coating treatment is selected.

CAD data is available at PISCO website.

Packaging specifications
1 pc. /bag

Options
7 : Surface treatment (Fiber surface, DLC. coating, Reformed surface, and Fluoro-coating)
9 : Resin attachment
10 : -DC ⇒ Holder with dust catcher
14 : -S3 ⇒ -S3 spec. (○ in the lists: Available)
*1. For "-S3 spec.", the release ring color is dark blue, and the gasket material is FKM+SUS316.
*2. For inch size push-in fitting, the release ring color is white even for "-S3 spec."

Optional items ⇒ P.556 Surface treatment Resin attachment Dust Catcher (VPD) Fall Prevention Valve Swivel Joint for vacuum pad Filter

RoHS2 (2011/65/EU+EU2015/863) compliant

Holder type	Pad dia. (mm)	Stroke (mm)	Tube O.D. (mm)	Model code	14 : -S3 -S3 spec.	Connection config. Code	Pad dia. (mm)	Stroke (mm)	Tube O.D. (inch)	Model code	14 : -S3 -S3 spec.	Connection config. Code
Spring type, Side port, Push-in fitting, Standard VPD Pad dia. ø30 mm to ø100 mm	ø30	6	ø3	VPD30-6B 7-3J 9 10	—	M6	ø30	6	ø1/8	VPD30-6B 7-1/8J 9 10	—	M6
			ø4	VPD30-6B 7-4J 9 10 14	○				ø5/32	VPD30-6B 7-5/32J 9 10 14	○	
			ø6	VPD30-6B 7-6J 9 10 14	○				ø1/4	VPD30-6B 7-1/4J 9 10	—	
		10	ø3	VPD30-10B 7-3J 9 10	—			10	ø1/8	VPD30-10B 7-1/8J 9 10	—	
			ø4	VPD30-10B 7-4J 9 10					ø5/32	VPD30-10B 7-5/32J 9 10		
			ø6	VPD30-10B 7-6J 9 10					ø1/4	VPD30-10B 7-1/4J 9 10		
		15	ø3	VPD30-15B 7-3J 9 10	—			15	ø1/8	VPD30-15B 7-1/8J 9 10	—	
			ø4	VPD30-15B 7-4J 9 10					ø5/32	VPD30-15B 7-5/32J 9 10		
			ø6	VPD30-15B 7-6J 9 10					ø1/4	VPD30-15B 7-1/4J 9 10		
		20	ø3	VPD30-20B 7-3J 9 10	—			20	ø1/8	VPD30-20B 7-1/8J 9 10	—	
			ø4	VPD30-20B 7-4J 9 10					ø5/32	VPD30-20B 7-5/32J 9 10		
			ø6	VPD30-20B 7-6J 9 10					ø1/4	VPD30-20B 7-1/4J 9 10		
	ø40	6	ø3	VPD40-6B 7-3J 10	—		ø40	6	ø1/8	VPD40-6B 7-1/8J 10	—	
			ø4	VPD40-6B 7-4J 10 14	○				ø5/32	VPD40-6B 7-5/32J 10 14	○	
			ø6	VPD40-6B 7-6J 10 14	○				ø1/4	VPD40-6B 7-1/4J 10	—	
		10	ø3	VPD40-10B 7-3J 10	—			10	ø1/8	VPD40-10B 7-1/8J 10	—	
			ø4	VPD40-10B 7-4J 10					ø5/32	VPD40-10B 7-5/32J 10		
			ø6	VPD40-10B 7-6J 10					ø1/4	VPD40-10B 7-1/4J 10		
		15	ø3	VPD40-15B 7-3J 10	—			15	ø1/8	VPD40-15B 7-1/8J 10	—	
			ø4	VPD40-15B 7-4J 10					ø5/32	VPD40-15B 7-5/32J 10		
			ø6	VPD40-15B 7-6J 10					ø1/4	VPD40-15B 7-1/4J 10		
		20	ø3	VPD40-20B 7-3J 10	—			20	ø1/8	VPD40-20B 7-1/8J 10	—	
			ø4	VPD40-20B 7-4J 10					ø5/32	VPD40-20B 7-5/32J 10		
			ø6	VPD40-20B 7-6J 10					ø1/4	VPD40-20B 7-1/4J 10		
	ø50	6	ø3	VPD50-6B 7-3J 10	—		ø50	6	ø1/8	VPD50-6B 7-1/8J 10	—	
			ø4	VPD50-6B 7-4J 10 14	○				ø5/32	VPD50-6B 7-5/32J 10 14	○	
			ø6	VPD50-6B 7-6J 10 14	○				ø1/4	VPD50-6B 7-1/4J 10	—	
		10	ø3	VPD50-10B 7-3J 10	—			10	ø1/8	VPD50-10B 7-1/8J 10	—	
			ø4	VPD50-10B 7-4J 10					ø5/32	VPD50-10B 7-5/32J 10		
			ø6	VPD50-10B 7-6J 10					ø1/4	VPD50-10B 7-1/4J 10		
		15	ø3	VPD50-15B 7-3J 10	—			15	ø1/8	VPD50-15B 7-1/8J 10	—	
			ø4	VPD50-15B 7-4J 10					ø5/32	VPD50-15B 7-5/32J 10		
			ø6	VPD50-15B 7-6J 10					ø1/4	VPD50-15B 7-1/4J 10		
		20	ø3	VPD50-20B 7-3J 10	—			20	ø1/8	VPD50-20B 7-1/8J 10	—	
			ø4	VPD50-20B 7-4J 10					ø5/32	VPD50-20B 7-5/32J 10		
			ø6	VPD50-20B 7-6J 10					ø1/4	VPD50-20B 7-1/4J 10		
	ø60	10	ø4	VPD60-10B 7-4J 10 *2	—	M10	ø60	10	ø1/8	VPD60-10B 7-1/8J 10 *2	—	M10
			ø6	VPD60-10B 7-6J 10 *2					ø5/32	VPD60-10B 7-5/32J 10 *2		
			ø8	VPD60-10B 7-8J 10 *2					ø3/16	VPD60-10B 7-3/16J 10 *2		
									ø1/4	VPD60-10B 7-1/4J 10 *2	—	
									ø5/16	VPD60-10B 7-5/16J 10 *2		
									ø3/8	VPD60-10B 7-3/8J 10 *2		
	ø80	10	ø4	VPD80-10B 7-4J 10 *2	—		ø80	10	ø1/8	VPD80-10B 7-1/8J 10 *2	—	
			ø6	VPD80-10B 7-6J 10 *2					ø5/32	VPD80-10B 7-5/32J 10 *2		
			ø8	VPD80-10B 7-8J 10 *2					ø3/16	VPD80-10B 7-3/16J 10 *2		
									ø1/4	VPD80-10B 7-1/4J 10 *2	—	
									ø5/16	VPD80-10B 7-5/16J 10 *2		
									ø3/8	VPD80-10B 7-3/8J 10 *2		
	ø100	10	ø4	VPD100-10B 7-4J 10 *2	—		ø100	10	ø1/8	VPD100-10B 7-1/8J 10 *2	—	
			ø6	VPD100-10B 7-6J 10 *2					ø5/32	VPD100-10B 7-5/32J 10 *2		
			ø8	VPD100-10B 7-8J 10 *2					ø3/16	VPD100-10B 7-3/16J 10 *2		
									ø1/4	VPD100-10B 7-1/4J 10 *2	—	
									ø5/16	VPD100-10B 7-5/16J 10 *2	—	
									ø3/8	VPD100-10B 7-3/8J 10 *2	—	

Notes
*1. Barb fitting type holders are also selectable. Contact us for the details.
*2. Extra soft silicone (YS2/YS4) is not available.

CAD data is available at PISCO website.

Packaging specifications
1 pc. /bag

Options
7 : Surface treatment (Fiber surface, DLC. coating, Reformed surface, and Fluoro-coating)
9 : Resin attachment
10 : -DC ⇒ Holder with dust catcher
14 : -S3 ⇒ -S3 spec. (○ in the lists: Available)
*1. For "-S3 spec.", the release ring color is dark blue, and the gasket material is FKM+SUS316.
*2. For inch size push-in fitting, the release ring color is white even for "-S3 spec."

Optional items ⇒ P.556 Surface treatment Resin attachment Dust Catcher (VPD) Fall Prevention Valve Swivel Joint for vacuum pad Filter

Vacuum Pad Bellows Type

RoHS2 (2011/65/EU+EU2015/863) compliant

Holder type	Pad dia. (mm)	Stroke (mm)	Male thread size	Model code	14 : -S3 -S3 spec.	Connection config. Code
Spring type, Side port, Female thread, Standard VPD	ø2	3	M5×0.8	VPD2-3B6-M5 10 14 *1	○	H3
		10		VPD2-10B6-M5 10 *1	—	
		15		VPD2-15B6-M5 10 *1	—	
		20		VPD2-20B6-M5 10 *1	—	
	ø4	3	M5×0.8	VPD4-3B6-M5 10 14 *2	○	
		10		VPD4-10B6-M5 10 *2	—	
		15		VPD4-15B6-M5 10 *2	—	
		20		VPD4-20B6-M5 10 *2	—	
	ø6	3	M5×0.8	VPD6-3B 6 7 -M5 10 14 *3	○	T8
		10		VPD6-10B 6 7 -M5 10 *3	—	
		15		VPD6-15B 6 7 -M5 10 *3	—	
		20		VPD6-20B 6 7 -M5 10 *3	—	
	ø8	3	M5×0.8	VPD8-3B 6 7 -M5 10 14 *3	○	
		10		VPD8-10B 6 7 -M5 10 *3	—	
		15		VPD8-15B 6 7 -M5 10 *3	—	
		20		VPD8-20B 6 7 -M5 10 *3	—	
	ø10	6	M6×1	VPD10-6B 6 7 -M6 9 10 14 *4	○	M4
		10		VPD10-10B 6 7 -M6 9 10 *4	—	
		15		VPD10-15B 6 7 -M6 9 10 *4	—	
		20		VPD10-20B 6 7 -M6 9 10 *4	—	
	ø15	6	M6×1	VPD15-6B 6 7 -M6 9 10 14 *5	○	
		10		VPD15-10B 6 7 -M6 9 10 *5	—	
		15		VPD15-15B 6 7 -M6 9 10 *5	—	
		20		VPD15-20B 6 7 -M6 9 10 *5	—	
	ø20	6	M6×1	VPD20-6B 6 7 -M6 9 10 14	○	M6
		10		VPD20-10B 6 7 -M6 9 10	—	
		15		VPD20-15B 6 7 -M6 9 10	—	
		20		VPD20-20B 6 7 -M6 9 10	—	
	ø25	6	M6×1	VPD25-6B 6 7 -M6 9 10 14	○	
		10		VPD25-10B 6 7 -M6 9 10	—	
		15		VPD25-15B 6 7 -M6 9 10	—	
		20		VPD25-20B 6 7 -M6 9 10	—	
	ø30	6	M6×1	VPD30-6B 6 7 -M6 9 10 14	○	
		10		VPD30-10B 6 7 -M6 9 10	—	
		15		VPD30-15B 6 7 -M6 9 10	—	
		20		VPD30-20B 6 7 -M6 9 10	—	
	ø40	6	M6×1	VPD40-6B 6 7 -M6 10 14	○	
		10		VPD40-10B 6 7 -M6 10	—	
		15		VPD40-15B 6 7 -M6 10	—	
		20		VPD40-20B 6 7 -M6 10	—	
	ø50	6	M6×1	VPD50-6B 6 7 -M6 10 14	○	
		10		VPD50-10B 6 7 -M6 10	—	
		15		VPD50-15B 6 7 -M6 10	—	
		20		VPD50-20B 6 7 -M6 10	—	
	ø60	10	G1/8	VPD60-10B 6 7 -G1 10 14 *3	○	M10
	ø80	10	G1/8	VPD80-10B 6 7 -G1 10 14 *3	○	
	ø100	10	G1/8	VPD100-10B 6 7 -G1 10 14 *3	○	

Pad dia. (mm)	Stroke (mm)	Male thread size	Model code	14 : -S3 -S3 spec.	Connection config. Code
ø60	10	NPT1/8	VPD60-10B 6 7 -N1 10 *3	—	M10
ø80	10	NPT1/8	VPD80-10B 6 7 -N1 10 *3	—	
ø100	10	NPT1/8	VPD100-10B 6 7 -N1 10 *3	—	

Notes
*1. Pad rubber material is available only for Nitrile (N) and Silicone (S).
*2. Pad rubber material is available only for Nitrile (N), Silicone (S) and Conductive Silicone (SE).
*3. Extra soft silicone (YS2/YS4) is not available.
*4. Extra soft silicone (YS2/YS4) is available only when Fluoro-coating treatment is selected.
*5. Extra soft silicone hardness 20° type (YS2) is available only when Fluoro-coating treatment is selected.

CAD data is available at PISCO website.

Packaging specifications
1 pc. /bag

Options
7 : Surface treatment (Fiber surface, DLC. coating, Reformed surface, and Fluoro-coating)
9 : Resin attachment
10 : -DC ⇒ Holder with dust catcher
14 : -S3 ⇒ -S3 spec. (○ in the lists: Available)
*1. For "-S3 spec.", the release ring color is dark blue, and the gasket material is FKM+SUS316.
*2. For inch size push-in fitting, the release ring color is white even for "-S3 spec."

Optional items ⇒ P.556 | Surface treatment | Resin attachment | Dust Catcher (VPD) | Fall Prevention Valve | Swivel Joint for vacuum pad | Filter

RoHS2 (2011/65/EU+EU2015/863) compliant

Holder type	Pad dia. (mm)	Stroke (mm)	Tube O.D. (mm)	Model code	Connection config. Code
Spring type, Side port, Push-in fitting, No cover VPOD	ø6	20	ø3	VPOD6-20B 6 7 -3J *2	T8
			ø4	VPOD6-20B 6 7 -4J *2	
			ø6	VPOD6-20B 6 7 -6J *2	
		30	ø3	VPOD6-30B 6 7 -3J *2	
			ø4	VPOD6-30B 6 7 -4J *2	
			ø6	VPOD6-30B 6 7 -6J *2	
		40	ø3	VPOD6-40B 6 7 -3J *2	
			ø4	VPOD6-40B 6 7 -4J *2	
			ø6	VPOD6-40B 6 7 -6J *2	
		50	ø3	VPOD6-50B 6 7 -3J *2	
			ø4	VPOD6-50B 6 7 -4J *2	
			ø6	VPOD6-50B 6 7 -6J *2	
	ø8	20	ø3	VPOD8-20B 6 7 -3J *2	
			ø4	VPOD8-20B 6 7 -4J *2	
			ø6	VPOD8-20B 6 7 -6J *2	
		30	ø3	VPOD8-30B 6 7 -3J *2	
			ø4	VPOD8-30B 6 7 -4J *2	
			ø6	VPOD8-30B 6 7 -6J *2	
		40	ø3	VPOD8-40B 6 7 -3J *2	
			ø4	VPOD8-40B 6 7 -4J *2	
			ø6	VPOD8-40B 6 7 -6J *2	
		50	ø3	VPOD8-50B 6 7 -3J *2	
			ø4	VPOD8-50B 6 7 -4J *2	
			ø6	VPOD8-50B 6 7 -6J *2	
	ø10	20	ø3	VPOD10-20B 6 7 -3J 9 *3	M4
			ø4	VPOD10-20B 6 7 -4J 9 *3	
			ø6	VPOD10-20B 6 7 -6J 9 *3	
		30	ø3	VPOD10-30B 6 7 -3J 9 *3	
			ø4	VPOD10-30B 6 7 -4J 9 *3	
			ø6	VPOD10-30B 6 7 -6J 9 *3	
		40	ø3	VPOD10-40B 6 7 -3J 9 *3	
			ø4	VPOD10-40B 6 7 -4J 9 *3	
			ø6	VPOD10-40B 6 7 -6J 9 *3	
		50	ø3	VPOD10-50B 6 7 -3J 9 *3	
			ø4	VPOD10-50B 6 7 -4J 9 *3	
			ø6	VPOD10-50B 6 7 -6J 9 *3	
	ø15	20	ø3	VPOD15-20B 6 7 -3J 9 *4	
			ø4	VPOD15-20B 6 7 -4J 9 *4	
			ø6	VPOD15-20B 6 7 -6J 9 *4	
		30	ø3	VPOD15-30B 6 7 -3J 9 *4	
			ø4	VPOD15-30B 6 7 -4J 9 *4	
			ø6	VPOD15-30B 6 7 -6J 9 *4	
		40	ø3	VPOD15-40B 6 7 -3J 9 *4	
			ø4	VPOD15-40B 6 7 -4J 9 *4	
			ø6	VPOD15-40B 6 7 -6J 9 *4	
		50	ø3	VPOD15-50B 6 7 -3J 9 *4	
			ø4	VPOD15-50B 6 7 -4J 9 *4	
			ø6	VPOD15-50B 6 7 -6J 9 *4	

Pad dia. (mm)	Stroke (mm)	Tube O.D. (inch)	Model code	Connection config. Code
ø6	20	ø1/8	VPOD6-20B 6 7 -1/8J *2	T8
		ø5/32	VPOD6-20B 6 7 -5/32J *2	
		ø1/4	VPOD6-20B 6 7 -1/4J *2	
	30	ø1/8	VPOD6-30B 6 7 -1/8J *2	
		ø5/32	VPOD6-30B 6 7 -5/32J *2	
		ø1/4	VPOD6-30B 6 7 -1/4J *2	
	40	ø1/8	VPOD6-40B 6 7 -1/8J *2	
		ø5/32	VPOD6-40B 6 7 -5/32J *2	
		ø1/4	VPOD6-40B 6 7 -1/4J *2	
	50	ø1/8	VPOD6-50B 6 7 -1/8J *2	
		ø5/32	VPOD6-50B 6 7 -5/32J *2	
		ø1/4	VPOD6-50B 6 7 -1/4J *2	
ø8	20	ø1/8	VPOD8-20B 6 7 -1/8J *2	
		ø5/32	VPOD8-20B 6 7 -5/32J *2	
		ø1/4	VPOD8-20B 6 7 -1/4J *2	
	30	ø1/8	VPOD8-30B 6 7 -1/8J *2	
		ø5/32	VPOD8-30B 6 7 -5/32J *2	
		ø1/4	VPOD8-30B 6 7 -1/4J *2	
	40	ø1/8	VPOD8-40B 6 7 -1/8J *2	
		ø5/32	VPOD8-40B 6 7 -5/32J *2	
		ø1/4	VPOD8-40B 6 7 -1/4J *2	
	50	ø1/8	VPOD8-50B 6 7 -1/8J *2	
		ø5/32	VPOD8-50B 6 7 -5/32J *2	
		ø1/4	VPOD8-50B 6 7 -1/4J *2	
ø10	20	ø1/8	VPOD10-20B 6 7 -1/8J 9 *3	M4
		ø5/32	VPOD10-20B 6 7 -5/32J 9 *3	
		ø1/4	VPOD10-20B 6 7 -1/4J 9 *3	
	30	ø1/8	VPOD10-30B 6 7 -1/8J 9 *3	
		ø5/32	VPOD10-30B 6 7 -5/32J 9 *3	
		ø1/4	VPOD10-30B 6 7 -1/4J 9 *3	
	40	ø1/8	VPOD10-40B 6 7 -1/8J 9 *3	
		ø5/32	VPOD10-40B 6 7 -5/32J 9 *3	
		ø1/4	VPOD10-40B 6 7 -1/4J 9 *3	
	50	ø1/8	VPOD10-50B 6 7 -1/8J 9 *3	
		ø5/32	VPOD10-50B 6 7 -5/32J 9 *3	
		ø1/4	VPOD10-50B 6 7 -1/4J 9 *3	
ø15	20	ø1/8	VPOD15-20B 6 7 -1/8J 9 *4	
		ø5/32	VPOD15-20B 6 7 -5/32J 9 *4	
		ø1/4	VPOD15-20B 6 7 -1/4J 9 *4	
	30	ø1/8	VPOD15-30B 6 7 -1/8J 9 *4	
		ø5/32	VPOD15-30B 6 7 -5/32J 9 *4	
		ø1/4	VPOD15-30B 6 7 -1/4J 9 *4	
	40	ø1/8	VPOD15-40B 6 7 -1/8J 9 *4	
		ø5/32	VPOD15-40B 6 7 -5/32J 9 *4	
		ø1/4	VPOD15-40B 6 7 -1/4J 9 *4	
	50	ø1/8	VPOD15-50B 6 7 -1/8J 9 *4	
		ø5/32	VPOD15-50B 6 7 -5/32J 9 *4	
		ø1/4	VPOD15-50B 6 7 -1/4J 9 *4	

Pad dia. ø6 mm to ø15 mm

Notes
*1. Barb fitting type holders are also selectable. Contact us for the details.
*2. Extra soft silicone (YS2/YS4) is not available.
*3. Extra soft silicone (YS2/YS4) is available only when Fluoro-coating treatment is selected.
*4. Extra soft silicone hardness 20° type (YS2) is available only when Fluoro-coating treatment is selected.

Packaging specifications
1 pc. /bag

Options
7 : Surface treatment (Fiber surface, DLC. coating, Reformed surface, and Fluoro-coating)
9 : Resin attachment

Optional items ⇒ P.556 | Surface treatment | Resin attachment | Fall Prevention Valve | Swivel Joint for vacuum pad | Filter

Vacuum Pad Bellows Type

RoHS2 (2011/65/EU+EU2015/863) compliant

Holder type	Pad dia. (mm)	Stroke (mm)	Tube O.D. (mm)	Model code	Connection config. Code	Pad dia. (mm)	Stroke (mm)	Tube O.D. (inch)	Model code	Connection config. Code
Spring type, Side port, Push-in fitting, No cover VPOD	ø20	20	ø3	VPOD20-20B[6][7]-3J[9]	M6	ø20	20	ø1/8	VPOD20-20B[6][7]-1/8J[9]	M6
			ø4	VPOD20-20B[6][7]-4J[9]				ø5/32	VPOD20-20B[6][7]-5/32J[9]	
			ø6	VPOD20-20B[6][7]-6J[9]				ø1/4	VPOD20-20B[6][7]-1/4J[9]	
		30	ø3	VPOD20-30B[6][7]-3J[9]			30	ø1/8	VPOD20-30B[6][7]-1/8J[9]	
			ø4	VPOD20-30B[6][7]-4J[9]				ø5/32	VPOD20-30B[6][7]-5/32J[9]	
			ø6	VPOD20-30B[6][7]-6J[9]				ø1/4	VPOD20-30B[6][7]-1/4J[9]	
		40	ø3	VPOD20-40B[6][7]-3J[9]			40	ø1/8	VPOD20-40B[6][7]-1/8J[9]	
			ø4	VPOD20-40B[6][7]-4J[9]				ø5/32	VPOD20-40B[6][7]-5/32J[9]	
			ø6	VPOD20-40B[6][7]-6J[9]				ø1/4	VPOD20-40B[6][7]-1/4J[9]	
		50	ø3	VPOD20-50B[6][7]-3J[9]			50	ø1/8	VPOD20-50B[6][7]-1/8J[9]	
			ø4	VPOD20-50B[6][7]-4J[9]				ø5/32	VPOD20-50B[6][7]-5/32J[9]	
			ø6	VPOD20-50B[6][7]-6J[9]				ø1/4	VPOD20-50B[6][7]-1/4J[9]	
	ø25	20	ø3	VPOD25-20B[6][7]-3J[9]		ø25	20	ø1/8	VPOD25-20B[6][7]-1/8J[9]	
			ø4	VPOD25-20B[6][7]-4J[9]				ø5/32	VPOD25-20B[6][7]-5/32J[9]	
			ø6	VPOD25-20B[6][7]-6J[9]				ø1/4	VPOD25-20B[6][7]-1/4J[9]	
		30	ø3	VPOD25-30B[6][7]-3J[9]			30	ø1/8	VPOD25-30B[6][7]-1/8J[9]	
			ø4	VPOD25-30B[6][7]-4J[9]				ø5/32	VPOD25-30B[6][7]-5/32J[9]	
			ø6	VPOD25-30B[6][7]-6J[9]				ø1/4	VPOD25-30B[6][7]-1/4J[9]	
		40	ø3	VPOD25-40B[6][7]-3J[9]			40	ø1/8	VPOD25-40B[6][7]-1/8J[9]	
			ø4	VPOD25-40B[6][7]-4J[9]				ø5/32	VPOD25-40B[6][7]-5/32J[9]	
			ø6	VPOD25-40B[6][7]-6J[9]				ø1/4	VPOD25-40B[6][7]-1/4J[9]	
		50	ø3	VPOD25-50B[6][7]-3J[9]			50	ø1/8	VPOD25-50B[6][7]-1/8J[9]	
			ø4	VPOD25-50B[6][7]-4J[9]				ø5/32	VPOD25-50B[6][7]-5/32J[9]	
			ø6	VPOD25-50B[6][7]-6J[9]				ø1/4	VPOD25-50B[6][7]-1/4J[9]	
	ø30	20	ø3	VPOD30-20B[6][7]-3J[9]		ø30	20	ø1/8	VPOD30-20B[6][7]-1/8J[9]	
			ø4	VPOD30-20B[6][7]-4J[9]				ø5/32	VPOD30-20B[6][7]-5/32J[9]	
			ø6	VPOD30-20B[6][7]-6J[9]				ø1/4	VPOD30-20B[6][7]-1/4J[9]	
		30	ø3	VPOD30-30B[6][7]-3J[9]			30	ø1/8	VPOD30-30B[6][7]-1/8J[9]	
			ø4	VPOD30-30B[6][7]-4J[9]				ø5/32	VPOD30-30B[6][7]-5/32J[9]	
			ø6	VPOD30-30B[6][7]-6J[9]				ø1/4	VPOD30-30B[6][7]-1/4J[9]	
		40	ø3	VPOD30-40B[6][7]-3J[9]			40	ø1/8	VPOD30-40B[6][7]-1/8J[9]	
			ø4	VPOD30-40B[6][7]-4J[9]				ø5/32	VPOD30-40B[6][7]-5/32J[9]	
			ø6	VPOD30-40B[6][7]-6J[9]				ø1/4	VPOD30-40B[6][7]-1/4J[9]	
		50	ø3	VPOD30-50B[6][7]-3J[9]			50	ø1/8	VPOD30-50B[6][7]-1/8J[9]	
			ø4	VPOD30-50B[6][7]-4J[9]				ø5/32	VPOD30-50B[6][7]-5/32J[9]	
			ø6	VPOD30-50B[6][7]-6J[9]				ø1/4	VPOD30-50B[6][7]-1/4J[9]	
	ø40	20	ø3	VPOD40-20B[6][7]-3J		ø40	20	ø1/8	VPOD40-20B[6][7]-1/8J	
			ø4	VPOD40-20B[6][7]-4J				ø5/32	VPOD40-20B[6][7]-5/32J	
			ø6	VPOD40-20B[6][7]-6J				ø1/4	VPOD40-20B[6][7]-1/4J	
		30	ø3	VPOD40-30B[6][7]-3J			30	ø1/8	VPOD40-30B[6][7]-1/8J	
			ø4	VPOD40-30B[6][7]-4J				ø5/32	VPOD40-30B[6][7]-5/32J	
			ø6	VPOD40-30B[6][7]-6J				ø1/4	VPOD40-30B[6][7]-1/4J	
		40	ø3	VPOD40-40B[6][7]-3J			40	ø1/8	VPOD40-40B[6][7]-1/8J	
			ø4	VPOD40-40B[6][7]-4J				ø5/32	VPOD40-40B[6][7]-5/32J	
			ø6	VPOD40-40B[6][7]-6J				ø1/4	VPOD40-40B[6][7]-1/4J	
		50	ø3	VPOD40-50B[6][7]-3J			50	ø1/8	VPOD40-50B[6][7]-1/8J	
			ø4	VPOD40-50B[6][7]-4J				ø5/32	VPOD40-50B[6][7]-5/32J	
			ø6	VPOD40-50B[6][7]-6J				ø1/4	VPOD40-50B[6][7]-1/4J	
	ø50	20	ø3	VPOD50-20B[6][7]-3J		ø50	20	ø1/8	VPOD50-20B[6][7]-1/8J	
			ø4	VPOD50-20B[6][7]-4J				ø5/32	VPOD50-20B[6][7]-5/32J	
			ø6	VPOD50-20B[6][7]-6J				ø1/4	VPOD50-20B[6][7]-1/4J	
		30	ø3	VPOD50-30B[6][7]-3J			30	ø1/8	VPOD50-30B[6][7]-1/8J	
			ø4	VPOD50-30B[6][7]-4J				ø5/32	VPOD50-30B[6][7]-5/32J	
			ø6	VPOD50-30B[6][7]-6J				ø1/4	VPOD50-30B[6][7]-1/4J	
		40	ø3	VPOD50-40B[6][7]-3J			40	ø1/8	VPOD50-40B[6][7]-1/8J	
			ø4	VPOD50-40B[6][7]-4J				ø5/32	VPOD50-40B[6][7]-5/32J	
			ø6	VPOD50-40B[6][7]-6J				ø1/4	VPOD50-40B[6][7]-1/4J	
		50	ø3	VPOD50-50B[6][7]-3J			50	ø1/8	VPOD50-50B[6][7]-1/8J	
			ø4	VPOD50-50B[6][7]-4J				ø5/32	VPOD50-50B[6][7]-5/32J	
			ø6	VPOD50-50B[6][7]-6J				ø1/4	VPOD50-50B[6][7]-1/4J	

Pad dia. ø20 mm to ø50 mm

RoHS2 (2011/65/EU+EU2015/863) compliant

Holder type	Pad dia. (mm)	Stroke (mm)	Male thread size	Model code	Connection config. Code
Spring type, Side port, Female thread, No cover VPOD	ø6	20	M6×1	VPOD6-20B[6][7]-M6 *2	T8
		30		VPOD6-30B[6][7]-M6 *2	
		40		VPOD6-40B[6][7]-M6 *2	
		50		VPOD6-50B[6][7]-M6 *2	
	ø8	20	M6×1	VPOD8-20B[6][7]-M6 *2	
		30		VPOD8-30B[6][7]-M6 *2	
		40		VPOD8-40B[6][7]-M6 *2	
		50		VPOD8-50B[6][7]-M6 *2	
	ø10	20	M6×1	VPOD10-20B[6][7]-M6[9] *3	M4
		30		VPOD10-30B[6][7]-M6[9] *3	
		40		VPOD10-40B[6][7]-M6[9] *3	
		50		VPOD10-50B[6][7]-M6[9] *3	
	ø15	20	M6×1	VPOD15-20B[6][7]-M6[9] *4	
		30		VPOD15-30B[6][7]-M6[9] *4	
		40		VPOD15-40B[6][7]-M6[9] *4	
		50		VPOD15-50B[6][7]-M6[9] *4	
	ø20	20	M6×1	VPOD20-20B[6][7]-M6[9]	M6
		30		VPOD20-30B[6][7]-M6[9]	
		40		VPOD20-40B[6][7]-M6[9]	
		50		VPOD20-50B[6][7]-M6[9]	
	ø25	20	M6×1	VPOD25-20B[6][7]-M6[9]	
		30		VPOD25-30B[6][7]-M6[9]	
		40		VPOD25-40B[6][7]-M6[9]	
		50		VPOD25-50B[6][7]-M6[9]	
	ø30	20	M6×1	VPOD30-20B[6][7]-M6[9]	
		30		VPOD30-30B[6][7]-M6[9]	
		40		VPOD30-40B[6][7]-M6[9]	
		50		VPOD30-50B[6][7]-M6[9]	
	ø40	20	M6×1	VPOD40-20B[6][7]-M6	
		30		VPOD40-30B[6][7]-M6	
		40		VPOD40-40B[6][7]-M6	
		50		VPOD40-50B[6][7]-M6	
	ø50	20	M6×1	VPOD50-20B[6][7]-M6	
		30		VPOD50-30B[6][7]-M6	
		40		VPOD50-40B[6][7]-M6	
		50		VPOD50-50B[6][7]-M6	

Notes
*1. Barb fitting type holders are also selectable. Contact us for the details.
*2. Extra soft silicone (YS2/YS4) is not available.
*3. Extra soft silicone (YS2/YS4) is available only when Fluoro-coating treatment is selected.
*4. Extra soft silicone hardness 20° type (YS2) is available only when Fluoro-coating treatment is selected.

CAD data is available at PISCO website.

Packaging specifications
1 pc. /bag

Options
[7] : Surface treatment (Fiber surface, DLC. coating, Reformed surface, and Fluoro-coating)
[9] : Resin attachment

Optional items ⇒ P.556

Vacuum Pad Bellows Type

RoHS2 (2011/65/EU+EU2015/863) compliant

Holder type	Pad dia. (mm)	Stroke (mm)	Tube O.D. (mm)	Model code	Connection config. Code	Pad dia. (mm)	Stroke (mm)	Tube O.D. (inch)	Model code	Connection config. Code
Spring type, Side port, Push-in fitting, Low dust emission VPLFD	ø6	5	ø3	VPLFD6-5B[6][7]-3J *2	T8	ø6	5	ø1/8	VPLFD6-5B[6][7]-1/8J *2	T8
			ø4	VPLFD6-5B[6][7]-4J *2				ø5/32	VPLFD6-5B[6][7]-5/32J *2	
		10	ø3	VPLFD6-10B[6][7]-3J *2			10	ø1/8	VPLFD6-10B[6][7]-1/8J *2	
			ø4	VPLFD6-10B[6][7]-4J *2				ø5/32	VPLFD6-10B[6][7]-5/32J *2	
		15	ø3	VPLFD6-15B[6][7]-3J *2			15	ø1/8	VPLFD6-15B[6][7]-1/8J *2	
			ø4	VPLFD6-15B[6][7]-4J *2				ø5/32	VPLFD6-15B[6][7]-5/32J *2	
		20	ø3	VPLFD6-20B[6][7]-3J *2			20	ø1/8	VPLFD6-20B[6][7]-1/8J *2	
			ø4	VPLFD6-20B[6][7]-4J *2				ø5/32	VPLFD6-20B[6][7]-5/32J *2	
	ø8	5	ø3	VPLFD8-5B[6][7]-3J *2		ø8	5	ø1/8	VPLFD8-5B[6][7]-1/8J *2	
			ø4	VPLFD8-5B[6][7]-4J *2				ø5/32	VPLFD8-5B[6][7]-5/32J *2	
		10	ø3	VPLFD8-10B[6][7]-3J *2			10	ø1/8	VPLFD8-10B[6][7]-1/8J *2	
			ø4	VPLFD8-10B[6][7]-4J *2				ø5/32	VPLFD8-10B[6][7]-5/32J *2	
		15	ø3	VPLFD8-15B[6][7]-3J *2			15	ø1/8	VPLFD8-15B[6][7]-1/8J *2	
			ø4	VPLFD8-15B[6][7]-4J *2				ø5/32	VPLFD8-15B[6][7]-5/32J *2	
		20	ø3	VPLFD8-20B[6][7]-3J *2			20	ø1/8	VPLFD8-20B[6][7]-1/8J *2	
			ø4	VPLFD8-20B[6][7]-4J *2				ø5/32	VPLFD8-20B[6][7]-5/32J *2	
Pad dia. ø6 mm to ø15 mm	ø10	5	ø3	VPLFD10-5B[6][7]-3J[9] *3	M4	ø10	5	ø1/8	VPLFD10-5B[6][7]-1/8J[9] *3	M4
			ø4	VPLFD10-5B[6][7]-4J[9] *3				ø5/32	VPLFD10-5B[6][7]-5/32J[9] *3	
		10	ø3	VPLFD10-10B[6][7]-3J[9] *3			10	ø1/8	VPLFD10-10B[6][7]-1/8J[9] *3	
			ø4	VPLFD10-10B[6][7]-4J[9] *3				ø5/32	VPLFD10-10B[6][7]-5/32J[9] *3	
		15	ø3	VPLFD10-15B[6][7]-3J[9] *3			15	ø1/8	VPLFD10-15B[6][7]-1/8J[9] *3	
			ø4	VPLFD10-15B[6][7]-4J[9] *3				ø5/32	VPLFD10-15B[6][7]-5/32J[9] *3	
		20	ø3	VPLFD10-20B[6][7]-3J[9] *3			20	ø1/8	VPLFD10-20B[6][7]-1/8J[9] *3	
			ø4	VPLFD10-20B[6][7]-4J[9] *3				ø5/32	VPLFD10-20B[6][7]-5/32J[9] *3	
	ø15	5	ø3	VPLFD15-5B[6][7]-3J[9] *4		ø15	5	ø1/8	VPLFD15-5B[6][7]-1/8J[9] *4	
			ø4	VPLFD15-5B[6][7]-4J[9] *4				ø5/32	VPLFD15-5B[6][7]-5/32J[9] *4	
		10	ø3	VPLFD15-10B[6][7]-3J[9] *4			10	ø1/8	VPLFD15-10B[6][7]-1/8J[9] *4	
			ø4	VPLFD15-10B[6][7]-4J[9] *4				ø5/32	VPLFD15-10B[6][7]-5/32J[9] *4	
		15	ø3	VPLFD15-15B[6][7]-3J[9] *4			15	ø1/8	VPLFD15-15B[6][7]-1/8J[9] *4	
			ø4	VPLFD15-15B[6][7]-4J[9] *4				ø5/32	VPLFD15-15B[6][7]-5/32J[9] *4	
		20	ø3	VPLFD15-20B[6][7]-3J[9] *4			20	ø1/8	VPLFD15-20B[6][7]-1/8J[9] *4	
			ø4	VPLFD15-20B[6][7]-4J[9] *4				ø5/32	VPLFD15-20B[6][7]-5/32J[9] *4	

Notes
*1. Barb fitting type holders are also selectable. Contact us for the details.
*2. Extra soft silicone (YS2/YS4) is not available.
*3. Extra soft silicone (YS2/YS4) is available only when Fluoro-coating treatment is selected.
*4. Extra soft silicone hardness 20° type (YS2) is available only when Fluoro-coating treatment is selected.

Packaging specifications
1 pc. /bag

Options
[7] : Surface treatment (Fiber surface, DLC. coating, Reformed surface, and Fluoro-coating)
[9] : Resin attachment

Optional items ⇒ P.556

RoHS2 (2011/65/EU+EU2015/863) compliant

Holder type	Pad dia. (mm)	Stroke (mm)	Tube O.D. (mm)	Model code	Connection config. Code	Pad dia. (mm)	Stroke (mm)	Tube O.D. (inch)	Model code	Connection config. Code
Spring type, Side port, Push-in fitting, Low dust emission VPLFD	ø20	5	ø3	VPLFD20-5B[6][7]-3J[9]	M6	ø20	5	ø1/8	VPLFD20-5B[6][7]-1/8J[9]	M6
			ø4	VPLFD20-5B[6][7]-4J[9]				ø5/32	VPLFD20-5B[6][7]-5/32J[9]	
			ø6	VPLFD20-5B[6][7]-6J[9]				ø1/4	VPLFD20-5B[6][7]-1/4J[9]	
		10	ø3	VPLFD20-10B[6][7]-3J[9]			10	ø1/8	VPLFD20-10B[6][7]-1/8J[9]	
			ø4	VPLFD20-10B[6][7]-4J[9]				ø5/32	VPLFD20-10B[6][7]-5/32J[9]	
			ø6	VPLFD20-10B[6][7]-6J[9]				ø1/4	VPLFD20-10B[6][7]-1/4J[9]	
		15	ø3	VPLFD20-15B[6][7]-3J[9]			15	ø1/8	VPLFD20-15B[6][7]-1/8J[9]	
			ø4	VPLFD20-15B[6][7]-4J[9]				ø5/32	VPLFD20-15B[6][7]-5/32J[9]	
			ø6	VPLFD20-15B[6][7]-6J[9]				ø1/4	VPLFD20-15B[6][7]-1/4J[9]	
		20	ø3	VPLFD20-20B[6][7]-3J[9]			20	ø1/8	VPLFD20-20B[6][7]-1/8J[9]	
			ø4	VPLFD20-20B[6][7]-4J[9]				ø5/32	VPLFD20-20B[6][7]-5/32J[9]	
			ø6	VPLFD20-20B[6][7]-6J[9]				ø1/4	VPLFD20-20B[6][7]-1/4J[9]	
Pad dia. ø20 mm to ø50 mm	ø25	5	ø3	VPLFD25-5B[6][7]-3J[9]		ø25	5	ø1/8	VPLFD25-5B[6][7]-1/8J[9]	
			ø4	VPLFD25-5B[6][7]-4J[9]				ø5/32	VPLFD25-5B[6][7]-5/32J[9]	
			ø6	VPLFD25-5B[6][7]-6J[9]				ø1/4	VPLFD25-5B[6][7]-1/4J[9]	
		10	ø3	VPLFD25-10B[6][7]-3J[9]			10	ø1/8	VPLFD25-10B[6][7]-1/8J[9]	
			ø4	VPLFD25-10B[6][7]-4J[9]				ø5/32	VPLFD25-10B[6][7]-5/32J[9]	
			ø6	VPLFD25-10B[6][7]-6J[9]				ø1/4	VPLFD25-10B[6][7]-1/4J[9]	
		15	ø3	VPLFD25-15B[6][7]-3J[9]			15	ø1/8	VPLFD25-15B[6][7]-1/8J[9]	
			ø4	VPLFD25-15B[6][7]-4J[9]				ø5/32	VPLFD25-15B[6][7]-5/32J[9]	
			ø6	VPLFD25-15B[6][7]-6J[9]				ø1/4	VPLFD25-15B[6][7]-1/4J[9]	
		20	ø3	VPLFD25-20B[6][7]-3J[9]			20	ø1/8	VPLFD25-20B[6][7]-1/8J[9]	
			ø4	VPLFD25-20B[6][7]-4J[9]				ø5/32	VPLFD25-20B[6][7]-5/32J[9]	
			ø6	VPLFD25-20B[6][7]-6J[9]				ø1/4	VPLFD25-20B[6][7]-1/4J[9]	
	ø30	5	ø3	VPLFD30-5B[6][7]-3J[9]		ø30	5	ø1/8	VPLFD30-5B[6][7]-1/8J[9]	
			ø4	VPLFD30-5B[6][7]-4J[9]				ø5/32	VPLFD30-5B[6][7]-5/32J[9]	
			ø6	VPLFD30-5B[6][7]-6J[9]				ø1/4	VPLFD30-5B[6][7]-1/4J[9]	
		10	ø3	VPLFD30-10B[6][7]-3J[9]			10	ø1/8	VPLFD30-10B[6][7]-1/8J[9]	
			ø4	VPLFD30-10B[6][7]-4J[9]				ø5/32	VPLFD30-10B[6][7]-5/32J[9]	
			ø6	VPLFD30-10B[6][7]-6J[9]				ø1/4	VPLFD30-10B[6][7]-1/4J[9]	
		15	ø3	VPLFD30-15B[6][7]-3J[9]			15	ø1/8	VPLFD30-15B[6][7]-1/8J[9]	
			ø4	VPLFD30-15B[6][7]-4J[9]				ø5/32	VPLFD30-15B[6][7]-5/32J[9]	
			ø6	VPLFD30-15B[6][7]-6J[9]				ø1/4	VPLFD30-15B[6][7]-1/4J[9]	
		20	ø3	VPLFD30-20B[6][7]-3J[9]			20	ø1/8	VPLFD30-20B[6][7]-1/8J[9]	
			ø4	VPLFD30-20B[6][7]-4J[9]				ø5/32	VPLFD30-20B[6][7]-5/32J[9]	
			ø6	VPLFD30-20B[6][7]-6J[9]				ø1/4	VPLFD30-20B[6][7]-1/4J[9]	
	ø40	5	ø3	VPLFD40-5B[6][7]-3J		ø40	5	ø1/8	VPLFD40-5B[6][7]-1/8J	
			ø4	VPLFD40-5B[6][7]-4J				ø5/32	VPLFD40-5B[6][7]-5/32J	
			ø6	VPLFD40-5B[6][7]-6J				ø1/4	VPLFD40-5B[6][7]-1/4J	
		10	ø3	VPLFD40-10B[6][7]-3J			10	ø1/8	VPLFD40-10B[6][7]-1/8J	
			ø4	VPLFD40-10B[6][7]-4J				ø5/32	VPLFD40-10B[6][7]-5/32J	
			ø6	VPLFD40-10B[6][7]-6J				ø1/4	VPLFD40-10B[6][7]-1/4J	
		15	ø3	VPLFD40-15B[6][7]-3J			15	ø1/8	VPLFD40-15B[6][7]-1/8J	
			ø4	VPLFD40-15B[6][7]-4J				ø5/32	VPLFD40-15B[6][7]-5/32J	
			ø6	VPLFD40-15B[6][7]-6J				ø1/4	VPLFD40-15B[6][7]-1/4J	
		20	ø3	VPLFD40-20B[6][7]-3J			20	ø1/8	VPLFD40-20B[6][7]-1/8J	
			ø4	VPLFD40-20B[6][7]-4J				ø5/32	VPLFD40-20B[6][7]-5/32J	
			ø6	VPLFD40-20B[6][7]-6J				ø1/4	VPLFD40-20B[6][7]-1/4J	
	ø50	5	ø3	VPLFD50-5B[6][7]-3J		ø50	5	ø1/8	VPLFD50-5B[6][7]-1/8J	
			ø4	VPLFD50-5B[6][7]-4J				ø5/32	VPLFD50-5B[6][7]-5/32J	
			ø6	VPLFD50-5B[6][7]-6J				ø1/4	VPLFD50-5B[6][7]-1/4J	
		10	ø3	VPLFD50-10B[6][7]-3J			10	ø1/8	VPLFD50-10B[6][7]-1/8J	
			ø4	VPLFD50-10B[6][7]-4J				ø5/32	VPLFD50-10B[6][7]-5/32J	
			ø6	VPLFD50-10B[6][7]-6J				ø1/4	VPLFD50-10B[6][7]-1/4J	
		15	ø3	VPLFD50-15B[6][7]-3J			15	ø1/8	VPLFD50-15B[6][7]-1/8J	
			ø4	VPLFD50-15B[6][7]-4J				ø5/32	VPLFD50-15B[6][7]-5/32J	
			ø6	VPLFD50-15B[6][7]-6J				ø1/4	VPLFD50-15B[6][7]-1/4J	
		20	ø3	VPLFD50-20B[6][7]-3J			20	ø1/8	VPLFD50-20B[6][7]-1/8J	
			ø4	VPLFD50-20B[6][7]-4J				ø5/32	VPLFD50-20B[6][7]-5/32J	
			ø6	VPLFD50-20B[6][7]-6J				ø1/4	VPLFD50-20B[6][7]-1/4J	

Vacuum Pad Bellows Type

RoHS2 (2011/65/EU+EU2015/863) compliant

Holder type	Pad dia. (mm)	Stroke (mm)	Male thread size	Model code	Connection config. Code
Spring type, Side port, Female thread, Low dust emission VPLFD	ø6	5	M5×0.8	VPLFD6-5B[6][7]-M5 *1	T8
		10	M5×0.8	VPLFD6-10B[6][7]-M5 *1	
		15	M5×0.8	VPLFD6-15B[6][7]-M5 *1	
		20	M5×0.8	VPLFD6-20B[6][7]-M5 *1	
	ø8	5	M5×0.8	VPLFD8-5B[6][7]-M5 *1	
		10	M5×0.8	VPLFD8-10B[6][7]-M5 *1	
		15	M5×0.8	VPLFD8-15B[6][7]-M5 *1	
		20	M5×0.8	VPLFD8-20B[6][7]-M5 *1	
	ø10	5	M5×0.8	VPLFD10-5B[6][7]-M5[9] *2	M4
		10	M5×0.8	VPLFD10-10B[6][7]-M5[9] *2	
		15	M5×0.8	VPLFD10-15B[6][7]-M5[9] *2	
		20	M5×0.8	VPLFD10-20B[6][7]-M5[9] *2	
	ø15	5	M5×0.8	VPLFD15-5B[6][7]-M5[9] *3	
		10	M5×0.8	VPLFD15-10B[6][7]-M5[9] *3	
		15	M5×0.8	VPLFD15-15B[6][7]-M5[9] *3	
		20	M5×0.8	VPLFD15-20B[6][7]-M5[9] *3	
	ø20	5	M6×1	VPLFD20-5B[6][7]-M6[9]	M6
		10	M6×1	VPLFD20-10B[6][7]-M6[9]	
		15	M6×1	VPLFD20-15B[6][7]-M6[9]	
		20	M6×1	VPLFD20-20B[6][7]-M6[9]	
	ø25	5	M6×1	VPLFD25-5B[6][7]-M6[9]	
		10	M6×1	VPLFD25-10B[6][7]-M6[9]	
		15	M6×1	VPLFD25-15B[6][7]-M6[9]	
		20	M6×1	VPLFD25-20B[6][7]-M6[9]	
	ø30	5	M6×1	VPLFD30-5B[6][7]-M6[9]	
		10	M6×1	VPLFD30-10B[6][7]-M6[9]	
		15	M6×1	VPLFD30-15B[6][7]-M6[9]	
		20	M6×1	VPLFD30-20B[6][7]-M6[9]	
	ø40	5	M6×1	VPLFD40-5B[6][7]-M6	
		10	M6×1	VPLFD40-10B[6][7]-M6	
		15	M6×1	VPLFD40-15B[6][7]-M6	
		20	M6×1	VPLFD40-20B[6][7]-M6	
	ø50	5	M6×1	VPLFD50-5B[6][7]-M6	
		10	M6×1	VPLFD50-10B[6][7]-M6	
		15	M6×1	VPLFD50-15B[6][7]-M6	
		20	M6×1	VPLFD50-20B[6][7]-M6	

Notes
*1. Extra soft silicone (YS2/YS4) is not available.
*2. Extra soft silicone (YS2/YS4) is available only when Fluoro-coating treatment is selected.
*3. Extra soft silicone hardness 20° type (YS2) is available only when Fluoro-coating treatment is selected.

Packaging specifications
1 pc. /bag

Options
[7] : Surface treatment (Fiber surface, DLC. coating, Reformed surface, and Fluoro-coating)
[9] : Resin attachment

Optional items ⇒ P.556 | Surface treatment | Resin attachment | Fall Prevention Valve | Swivel Joint for vacuum pad | Filter

RoHS2 (2011/65/EU+EU2015/863) compliant

Holder type	Pad dia. (mm)	Female thread size	Model code	[14] : -S3 -S3 spec.	Connection config. Code
Fixed type, Direct mount, Mini VPME	ø6	M5×0.8	VPME6B[6][7]-M5[14] *3	○	T8
	ø8	M5×0.8	VPME8B[6][7]-M5[14] *3	○	

Holder type	Pad dia. (mm)	Female thread size	Model code	[14] : -S3 -S3 spec.	Connection config. Code
Fixed type, Direct mount, Standard VPE	ø2	M3×0.5	VPE2B[6]-M3[14] *1	○	H3
	ø4	M3×0.5	VPE4B[6]-M3[14] *2	○	
	ø6	M5×0.8	VPE6B[6][7]-M5[14] *3	○	T8
	ø8	M5×0.8	VPE8B[6][7]-M5[14] *3	○	

VPE holders are available with metric male/female threads, taper pipe threads, parallel pipe threads and NPT threads. See Pad holder only (page 399) for variations. *Pads with the same configuration code as the holder can be connected. [See Pad rubber only (page 378)].
Applicable Screws
Metric male thread : M3, M5, M8, M10, M12, M14
Metric female thread : M5, M8
Taper pipe thread : R1/8, R1/4, R3/8, R1/2
Parallel pipe thread : G1/8, G1/4, G3/8, G1/2
NPT thread : NPT1/8, NPT1/4, NPT3/8,NPT1/2

Holder type	Pad dia. (mm)	Female thread size	Model code	[14] : -S3 -S3 spec.	Connection config. Code
Spring type, Direct mount VPF	ø2	M10×1	VPF2B[6][10][14] *1	○	H3
	ø4	M10×1	VPF4B[6][10][14] *2	○	
	ø6	M10×1	VPF6B[6][7][10][14] *3	○	T8
	ø8	M10×1	VPF8B[6][7][10][14] *3	○	
	ø10	M14×1	VPF10B[6][7][9][10][14] *4	○	M4
	ø15	M14×1	VPF15B[6][7][9][10][14] *5	○	
	ø20	M14×1	VPF20B[6][7][9][10][14]	○	M6
	ø25	M14×1	VPF25B[6][7][9][10][14]	○	
	ø30	M14×1	VPF30B[6][7][9][10][14]	○	
	ø40	M14×1	VPF40B[6][7][10][14]	○	
	ø50	M14×1	VPF50B[6][7][10][14]	○	

Pad dia. ø8mm or smaller
Stroke 3mm
Pad dia. ø10mm or larger
Stroke 5.8mm

Notes
*1. Pad rubber material is available only for Nitrile (N) and Silicone (S).
*2. Pad rubber material is available only for Nitrile (N), Silicone (S) and Conductive Silicone (SE).
*3. Extra soft silicone (YS2/YS4) is not available.
*4. Extra soft silicone (YS2/YS4) is available only when Fluoro-coating treatment is selected.
*5. Extra soft silicone hardness 20° type (YS2) is available only when Fluoro-coating treatment is selected.

CAD data is available
at PISCO website.

Packaging specifications
1 pc. /bag

Options
[7] : Surface treatment (Fiber surface, DLC. coating, Reformed surface, and Fluoro-coating)
[9] : Resin attachment
[10] : -DC ⇒ Holder with dust catcher
[14] : -S3 ⇒ -S3 spec. (○ in the lists: Available)
*1. For "-S3 spec.", the release ring color is dark blue, and the gasket material is FKM+SUS316.
*2. For inch size push-in fitting, the release ring color is white even for "-S3 spec."

Optional items ⇒ P.556 | Surface treatment | Resin attachment | Dust Catcher (VPF) | Fall Prevention Valve | Swivel Joint for vacuum pad | Filter

Optional items (○: Available)

7 Pad surface treatment (Suction mark-free)

Pad dia. (mm)	7 Surface treatment code						Connection config. Code
	-NF	-SF	-DL	-ER	-FG		
	Fiber surface		DLC. coating	Reformed surface	Fluoro-coating		
	Nylon	Silk			(S, SE)	(YS2, YS4)	
ø6	—	—	○	○	○	—	T8
ø8	—	—	○	○	○	—	
ø10	—	—	○	○	○	(*)	M4
ø15	○	○	○	○	○	○ (*)	
ø20	○	○	○	○	○	○	M6
ø25	○	○	○	○	○	○	
ø30	○	○	○	○	○	○	
ø40	○	○	○	○	○	○	
ø50	○	○	○	○	○	○	
ø60	○	○	—	○	○	—	M10
ø80	○	○	—	—	○	—	
ø100	—	—	—	—	○	—	
Material	S, F		S, F, SE	N, NE	S, SE, YS2, YS4		

*For Extra soft silicone pads, dia. 10 mm or 15 mm of 20° hardness type (YS2) and dia. 10 mm of 40° hardness type (YS4) can be selected only when Fluoro-coating treatment is selected.

Characteristics of surface treatment ▶P.370

9 Resin attachment : -QK,-QM,-QKE

Optional	Pad dia. (mm)	9 Resin material code			Connection config. Code
		-QK	-QM	-QKE	
		PEEK	POM	Conductive PEEK	
PEEK POM Conductive PEEK	ø10	○	○	○	M4
	ø15	○	○	○	
	ø20	○	○	○	M6
	ø25	○	○	○	
	ø30	○	○	○	

Characteristics of Resin attachment ▶P.529

10 Dust Catcher : -DC

Optional	Connection config. Code	-S3 spec.
Dust Catcher(-DC)	H3	○
Holder type	T8	○
VPSC VPC VPD VPF	M4	○
	M6	○
	M10	○

*1. VPSC holder is available only for configuration code: H3 and T8.
*2. Configuration code: M10 is not available for VPF holder.

Characteristics of Dust Catcher ▶P.371

11 Fall Prevention Valve-ECV

Optional	Connection config. Code	Model code
Fall Prevention Valve (-ECV)	H3	ECVM3-FM3 *1 ECVM5-FM5 *2
	M4	ECVM4-FM4
	T8	ECVM5-FM5 *3
	M6	ECVM6-FM6
	M10	ECVM10-FM10

*1. Limited to M3 threads of VPE holders.
*2. Limited to M5 threads of VPE holders.
*3. Limited to M5 threads of VPME and VPE holders.

Characteristics of Fall Prevention Valve ▶P.722

12 Swivel Joint for vacuum pad : -FH, -FHH, -CFH

Optional	Swivel angle	Connection config. Code	Model code
Ball Swivel Joint (-FH) (-FHH)	30° (-FH)	M4	FH10
		M6	FH20
		M10	FH60
	15° (-FHH)	M4	FH10-15
		M6	FH20-15
		M10	FH60-15

Characteristics of Ball Swivel Joint ▶P.724

Optional	Connection config. Code	-S3 spec.	Model code (*1)
Flexible Swing Joint (-CFH)	M4	○	CFHM4-FM4
	H3 T8	○	CFHM5-FM5(*2)
	M6	○	CFHM6-FM6

*1. When ordering a Flexible Swing Joint alone, please enter "-S3" at the end of the model code for -S3 specification.
*2. Limited to M5 threads of VPME and VPE holders.

Characteristics of Flexible Swing Joint ▶P.725

13 Filter : -F15, -F30

Optional	Filter area	Connection config. Code	Model code
Pad Direct Mounting Filter (-F15) (-F30)	1.7㎠ (-F15)	M4	VFF15-M4
		M6	VFF15-M6
	7㎠ (-F30)	M6	VFF30-M6

Characteristics of Filter ▶P.726

See the page 526 for the model designation including optional items.

Replacement parts (○: -S3 spec. is available)

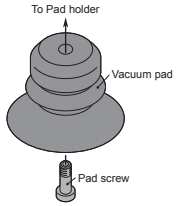

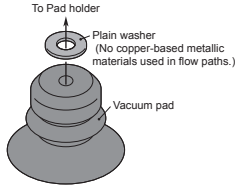

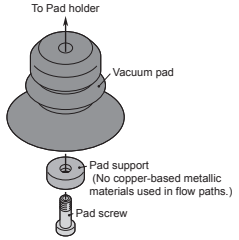

Pad screw Model code	14 : -S3 -S3 spec.	Applicable pad dia. (mm)	Connection config. Code
VPM46-6 14	○	ø10, ø15	M4
VPM610-8 14	○	ø20, ø25	M6
VPM612-10 14	○	ø30	
VPM610-15 14	○	ø40, ø50	
VPM1018 *		ø60 to ø100	M10

* Pad screws marked with (*) do not contain copper-based metallic materials in flow paths.

Plain washer Model code	Applicable pad dia. (mm)	Connection config. Code
HW8.4×15.5×1.6	ø20 to ø30	M6
HW8.5×22×1.6	ø40, ø50	
HW17×32×2.6	ø60	M10
HW10.5×22×1.6	ø80, ø100	

Pad support Model code	Applicable pad dia. (mm)	Connection config. Code
VPW40	ø40	M6
VPW50	ø50	
VPW60	ø60	M10

Connection config. Code M10

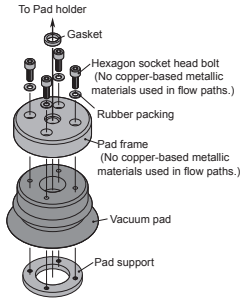

* Be sure to replace a rubber packing when removing a Hexagon socket head bolt.

Gasket Model code	Applicable pad dia. (mm)
SG10	ø80, ø100

Hexagon socket head bolt Model code	Applicable pad dia. (mm)
VPH80CS-SET	ø80
VPH100CS-SET	ø100

Rubber packing Model code	14 : -S3 -S3 spec.	Applicable pad dia. (mm)
VPH80P 14 -SET	○	ø80
VPH100P 14 -SET	○	ø100

* Hexagon socket head bolt and Rubber packing : 4 pcs/set.

Pad frame Model code	Applicable pad dia. (mm)
VPH80R	ø80
VPH100R	ø100

Pad support Model code	Applicable pad dia. (mm)
VPW80R	ø80
VPW100R	ø100

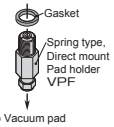

Gasket Model code	Applicable pad dia. (mm)	Connection config. Code
SG10	ø2 to ø8	H3 T8
VPFG10	ø10 to ø50	M4 M6

Vacuum Pad Bellows Type

Rearrangement parts (○: -S3 spec. is available)

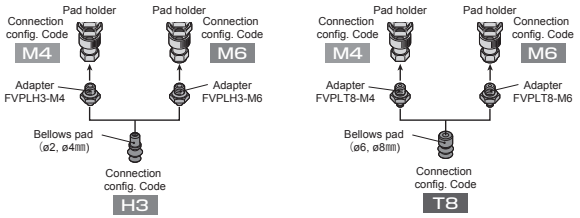

Model code of Adapter for pad connection type conversion	14 : -S3 -S3 spec.	Applicable pad dia. (mm)	Connection config. Code Before → After	
FVPLH3-M414	○	ø2, ø4	H3 ▶	M4
FVPLH3-M614	○			M6
FVPLT8-M414	○	ø6 , ø8	T8 ▶	M4
FVPLT8-M614	○			M6

*1. These adapters are used to mount 2 to 4 mm dia. Bellows pads on a holder with M4 or M6 configuration code.
*2. Gasket for adapter is equipped with an Adapter.

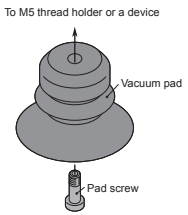

Pad screw Model code	14 : -S3 -S3 spec.	Applicable pad dia. (mm)
VPM56-714	○	ø10, ø15
VPM510-814	○	ø20, ø25
VPM512-914	○	ø30
VPM510-1314	○	ø40, ø50

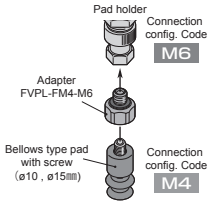

Model code of Adapter for pad connection type conversion	14 : -S3 -S3 spec.	Applicable pad dia. (mm)	Connection config. Code Before → After	
FVPL-FM4-M614	○	ø10, ø15	M4 ▶	M6

*1. This adapter is used to mount a pad & screw set with M4 configuration code on a pad holder with M6 configuration code.
*2. Gasket for adapter is equipped with an Adapter.

Structure of Vacuum pad Series

1. PISCO's Vacuum pad series consists of the combination of vacuum pads and holders.

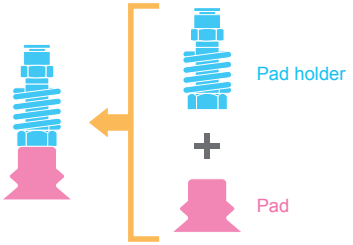

2. Vacuum pad and pad holder have a specific connection type depending on the size and shape.

	Insert type (Direct connection)	Mount type (Direct connection)	Screw type (Connection with screw)
Pad connection type	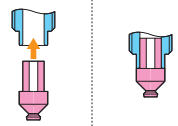		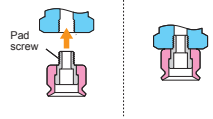
Connection configuration code	H3	T4 T8 T15 T40 (Exclusive to soft type & soft bellows type vacuum pads) PB8 PB15 (Exclusive to Vacuum pad for packaging bag) E10 E20 (Exclusive to Oval type vacuum pad)	M4 M6 M10 M20 G1 G2 G3 G4

*As shown in above drawings, Vacuum pad and pad holder are connected with a screw or a rim.

3. Any Vacuum pad and pad holder can be connected, as long as their connection configuration codes are same.

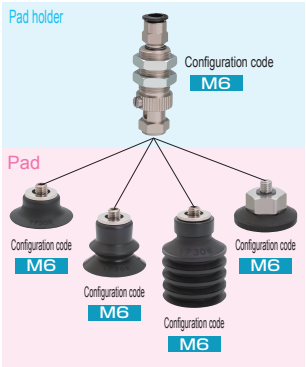

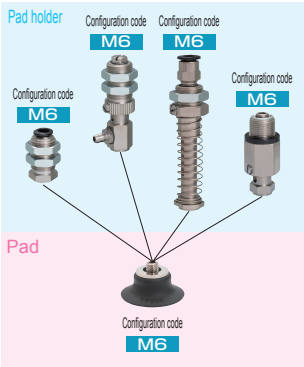



If you have purchased a pad and holder set but want to install a different pad or replace the holder with a different one...
→Please check the connection configuration code of your pad or pad holder and select the one that matches the configuration code.

4. Please refer to the below chart for the "Connection Configuration Code".

*Configuration codes are also listed on the page of model code list for each product.

Connection configuration code list (Holder)

●Common holder

		Fixed type		Spring type				
		Mini	Standard	Mini	Slim	Standard	No cover	Low dust emission
Top port	Code	VPMA	VPA	VPMC	VPSC	VPC	VPOC	VPLFC
	Type	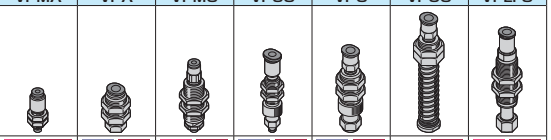						
	Configuration code	T4 T8 M4 M6	H3 T8 M4 M6 M10 M20 G1 G2 G3 G4	T4 T8 M4 M6	H3 T8	H3 T8 M4 M6 M10 M20 G1 G2 G3 G4	T8 M4 M6	T4 T8 M4 M6
Side port	Code	VPMB	VPB	VPMD	—	VPD	VPOD	VPLFD
	Type	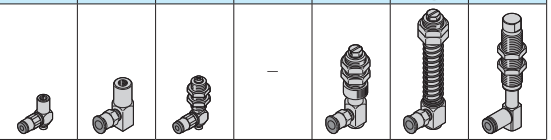						
	Configuration code	T4 T8 M4 M6	H3 T8 M4 M6 M10 M20 G1 G2 G3 G4	T4 T8 M4 M6	—	H3 T8 M4 M6 M10 M20 G1 G2 G3 G4	T8 M4 M6	T4 T8 M4 M6
Direct mount	Code	VPME	VPE	—	—	VPF		
	Type							
	Configuration code	T4 T8	H3 T4 T8 M4 M6 M10 M20 T15 T40	—	—	H3 T8 M4 M6		

*Holders with configuration code: G1 to G4 can be connected to VPE holders.

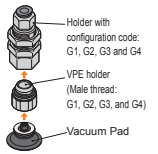

●Common holder (Lightweight/Low profile)

		Top port	Side port	Dual side port
Spring type (Lightweight)	Code	VPHC	VPHD	VPHDW
	Type	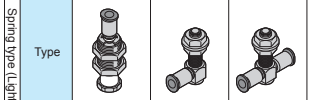		
	Configuration code	T15 T40 M4 M6	T15 T40 T8 M4 M6	T15 T40 T8 M4 M6
Fixed type. Direct mount (Low profile)	Code	—	VPHE	VPHEW
	Type	—	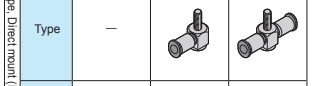	
	Configuration code	—	T15 T40 T8 M4 M6	T15 T40 T8 M4 M6

●Special holder *Pads of other shapes cannot be installed.

For oval type	Code	VPA	VPB
	Type	Top port 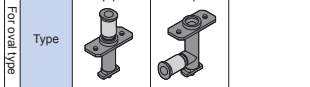	Side port
	Configuration code	E10 E20	E10 E20
For packaging bag	Code	VPA	VPE
	Type	Fixed type 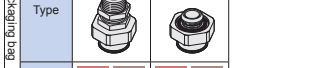	Direct mount
	Configuration code	PB8 PB15	PB8 PB15

Connection configuration code list (Pad) (○: Available)

Pad type or application	Standard Small	Standard General	Standard Deep	Bellows	Multi-bellows	Metal detectable	Skidproof	Flat (Large suction flow type)	Mark-free	Soft	Soft bellows	Sponge	Ultrathin	For packaging bag
Code	RM	R	A	B	W	BE,BD	K	F,FH	Q	L	LB	S	P	PB
Pad dia. (mm) 0.7	○													
1	○	○												
1.5	○													
2	○	○		○	H3									
3	○	○												
4	○	○		○						○				
6	T4	○		○	○					○	○		T8	
8		○		○	T8					○	○		○	
10		○		○	○	○	○	○	○	○	○	○	○	
15	M4	○	○	○	○	○		○		○	○	○	○	PB8
20		○	○	○	○	○	○	○	○	○	○	○	○	○
25		○	○	○				○				○		○
30		○	○	○	○		○	○	○	○		○		○
35	M6											○		
40		○	○	○	○		○			○				○
50		○	○	○	○		○				T40	○		○
60		○	○	○										PB15
70												○		
80		○	○	○									M10	
100		○	○	○								○		
150		○												
200		○	M20											

Pad type or application	Oval
Code	E
Pad size (mm) 2×4	○
3.5×7	○
4×10	○
5×10	○
6×10	○
4×20	○
4×30	○
5×20	○
5×30	○
6×20	○
6×30	○
8×20	○
8×30	○

E10 E20 M6

Some combinations are possible by using a conversion screw adapter.
H3, T4 and T8 can be converted to M4 or M6. M4 to M6 conversion is also available. For details, please see "Rearrangement parts" of each pad type.

Vacuum pad / Pad & screw set

Model Designation (Example)

VP	20	R	S	-NF	-	M6		-S3
(1)	(2)	(3)	(4)	(5)		(6)	(7)	(8)
				Optional			Optional	Optional

(1) Vacuum Pad

(2) Pad size (3) Pad type (6) Connection configuration code

*Required for Pad & screw set only. (○: Available)

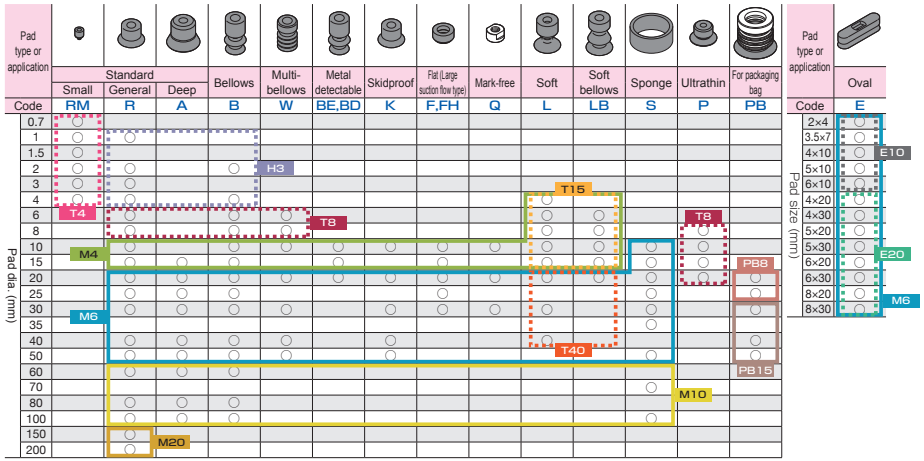

(4) Pad material (○: Available)

Code			N	S	U	F	SE	NE	G	HN	EP	FS	NH	YS2	YS4	MSF3	MSF5	MSS3	MSS5
Rubber material			Nitrile	Silicone	Urethane	Fluoro	Conductive silicone	Conductive NBR (Low resistance)	Food Sanit. Act compliant NBR	HNBR	EPDM	Fluoro-silicone	Oil proof NBR	Extra soft silicone		Metal detectable silicone			
														Hardness 20°	Hardness 40°	Iron powder type		SUS powder type	
																Hardness 30°	Hardness 50°	Hardness 30°	Hardness 50°
Pad color			Black	Clear white	Dark-blue	Gray	Black	Black	Light-gray	Black	Black	Dark-orange	Black	Pink	Blue	Reddish-brown	Dark-green	Brown	Green
Material code marking*1			None	None	None	None	SE	NE	None	HN	EP	None	None	None	None	SF	SF	SS	SS
Pad type	Standard	General	R	○	○	○	○	○	○	○	○	○	—	—	—	—	—	—	—
		Deep	A	○	○	○	○	○	○	○	○	○	—	—	—	—	—	—	—
		Small	RM	○	○	○	○	○	○	○	○	○	—	—	—	—	—	—	—
	Soft		L	○	○	—	—	○	○	—	—	—	○	—	—	—	—	—	—
	Soft bellows		LB	○	○	○	—	○	○	—	○	○	—	—	—	—	—	—	—
	Skidproof		K	—	○	○	○	—	○	—	—	—	—	○	—	—	—	—	—
	Bellows		B	○	○	○	○	○	○	—	○	○	—	—	○	○	—	—	—
	Multi-bellows		W	○	○	○	○	—	○	○	○	○	—	—	○	○	—	—	—
	For packaging bag		PB	—	○ *3	—	—	—	—	—	—	—	—	—	—	—	—	—	—
	Metal Detectable (Bellows with bumps)	Ribs	BE	—	—	—	—	—	—	—	—	—	—	—	—	○	○	○	○
		No ribs	BD																
	Ultrathin		P	○	○	○	○	—	○	—	—	—	○	—	—	—	—	—	—
	Flat		F	○	○	○	○	○	○	—	—	—	—	—	—	—	—	—	—
	Flat large suction flow		FH	○	○	—	○	○	○	—	—	—	—	—	—	—	—	—	—
	Oval		E	○	○	○	○	○	○	—	○	○	—	—	—	—	—	—	—

● Mark-free type (Pad type code: Q)

Code	K	M	KE
Resin material	PEEK	POM	Conductive PEEK
Pad color	Beige	White	Black

● Sponge type (Pad type code: S)

Code	S	C
Rubber material	Silicone	Chloroprene
Pad color	Dark-orange	Black

*1. For vacuum pads in black color (SE: Conductive silicone, NE: Conductive NBR (low resistance), HN: HNBR and EP: EPDM) and Vacuum pad Metal Detective type, the pad material code is marked on the top or the side of the vacuum pad for material identification. (The marking on black vacuum pads has started since Oct. 2023 gradually.)

Marking on the side

Connection config. Code: T4 and H3 (except ø2 mm of Bellows type)

Marking on the top

All pads other than Connection config. code: T4 and H3

*2. Some materials are not available depending on pad size. Please see the catalog for details.
*3. Pad color of pads for Packaging bag.
Lip hardness 20° (Pink) Lip hardness 40° (Blue)
*4. The Conductive Silicone rubber (SE) is a silicon rubber capable of releasing static electricity. (Volume resistance: More than 200 Ω·cm and 10^5 Ω·cm or less)
*5. Nitrile rubber (N), Conductive NBR (Low resistance, Volume resistance: 200Ω·cm or less) (NE), Food Sanitation Act-compliant NBR (G), Oil proof NBR (NH) are not suitable for use with ozone environment.
*6. Extra soft silicone (YS2/YS4), Metal detectable silicone and Silicone for Packaging bag are compliant with Food Sanitation Act and FDA.
*7. Volume resistance of Conductive PEEK (KE) is 10^5 to 10^6 Ω·cm.

(5) Surface treatment Optional (○: Available)

Code			No code	-NF	-SF	-DL	-ER	-FG
Surface treatment			None	Fiber surface		DLC. coating	Reformed surface	Fluoro-coating
				Nylon fiber	Silk fiber			
			—					
Applicable pad material			—	Silicone (S) Fluoro (F)	Silicone (S) Fluoro (F)	Silicone (S) Fluoro (F) Conductive silicone (SE)	Nitrile (N) Conductive NBR (NE)	Silicone (S) Conductive silicone (SE) Extra soft silicone (YS2,YS4)
Pad type	Standard	General	R	—	○	○	○	○	○
		Deep	A	—	○	○	○	○	○
		Small	RM	—	—	—	—	○	○
	Soft		L	—	○	○	○	○	○
	Soft bellows		LB	—	○	○	○	○	○
	Skidproof		K	—	—	—	—	—	—
	Bellows		B	—	○	○	○	○	○
	Multi-bellows		W	—	—	—	○	○	○
	For packaging bag		PB	—	—	—	—	—	○
	Metal Detectable		BE,BD	—	—	—	—	—	—
	Ultrathin		P	—	—	—	○	○	○
	Flat		F	—	—	—	○	○	○
	Flat large suction flow		FH	—	—	—	○	○	○
	Mark-free		Q	—	—	—	—	—	—
	Sponge		S	—	—	—	—	—	—
	Oval		E	—	—	—	○	○	○

*Some surface treatments are not available depending on pad size.
Please refer to page 370 for the details of each pad surface type and treatment for Suction Mark-free.

(6) Connection configuration code (Required for Pad & screw set only.) Please refer to the Pad size and type list on the 374 page.

Code	No code	-M4	-M6	-M10	-M20	-M5(*)
Connection config. code	—	M4	M6	M10	M20	—
Thread size	Pad rubber only	M4×0.7	M6×1	M10×1.5	M20×2	M5×0.8

*M5 thread is used for mounting on non-PISCO holders. Contact us for the price of screw set.

(7) Mark-free resin attachment material (Bellows type only) Optional

Code	No code	-QK	-QM	-QKE
Resin material	—	PEEK	POM	Conductive PEEK (Volume resistance: 10^5 to 10^6 Ω·cm)
	—			

*1. Selectable for Bellows type pad dia. 10 to 30 mm.
*2. Resin attachment cannot be installed when selecting surface treatment.
*3. Resin attachment cannot be installed when selecting Extra soft silicone for pad material.

(8) -S3 spec. (Required for Pad & screw set only) Optional

Code	No code	-S3
Metal material	Standard	No copper-based metallic materials used in flow paths

Vacuum pad / Pad & screw set

Holders with the same "connection configuration code (M4 , M6 etc.)" can be connected. For connectable holders, please see the page of Pad holder only (page 384-).

Standard series, General type (R) and Deep type (A) Vacuum pad alone

P.406

Model code	○: Available as standard item									Connection config. code
	4 Pad rubber material									
	N	S	U	F	SE	NE	G	HN	EP	
	Nitrile	Silicone	Urethane	Fluoro	Conductive silicone	Conductive NBR (Low resistance)	Food Sanit. Act compliant NBR	HNBR	EPDM	
VP1R4	○	○	○	○	○	○	○	○	○	H3
VP2R4	○	○	○	○	○	○	○	○	○	
VP3R4	○	○	○	○	○	○	○	○	○	
VP4R4	○	○	○	○	○	○	○	○	○	
VP6R45	○	○	○	○	○	○	○	○	○	T8
VP8R45	○	○	○	○	○	○	○	○	○	
VP10R45	○	○	○	○	○	○	○	○	○	M4(*3)
VP15R(A)45	●	●	●	●	●	●	●	●	●	
VP20R(A)45	●	●	●	●	●	●	●	●	●	
VP25R(A)45	●	●	●	●	●	●	●	●	●	
VP30R(A)45	●	●	●	●	●	●	●	●	●	M6(*3)
VP40R(A)45	●	●	●	●	●	●	●	●	●	
VP50R(A)45	●	●	●	●	●	●	●	●	●	
VP60R(A)45	●	●	●	●	○	●	—	●	●	
VP80R(A)45	●	●	●	●	○	●	—	●	●	M10(*3)
VP100R(A)45	●	●	●	●	○	●	—	●	●	
VP150R45	○	○	○	○	○	○	—	○	○	M20(*3)
VP200R45	○	○	○	○	○	○	—	○	○	

Standard series, General type (R) and Deep type (A) Pad & screw set

P.406

Model code	○: Available as standard item										Connection config. code
	4 Pad rubber material									8	
	N	S	U	F	SE	NE	G	HN	EP	-S3	
	Nitrile	Silicone	Urethane	Fluoro	Conductive silicone	Conductive NBR (Low resistance)	Food Sanit. Act compliant NBR	HNBR	EPDM	-S3 spec.	
VP10R45-M48	○	○	○	○	○	○	○	○	○	○	M4
VP15R(A)45-M48	●	●	●	●	●	●	●	●	●	○	
VP20R(A)45-M68	●	●	●	●	●	●	●	●	●	○	M6
VP25R(A)45-M68	●	●	●	●	●	●	●	●	●	○	
VP30R(A)45-M68	●	●	●	●	●	●	●	●	●	○	
VP40R(A)45-M68	●	●	●	●	●	●	●	●	●	○	
VP50R(A)45-M68	●	●	●	●	●	●	●	●	●	○	
VP60R(A)45-M10	●	●	●	●	○	●	—	●	●	*2	M10
VP80R(A)45-M108	●	●	●	●	○	●	—	●	●	○	
VP100R(A)45-M108	●	●	●	●	○	●	—	●	●	○	
VP150R45-M208	○	○	○	○	○	○	—	○	○	○	M20
VP200R45-M208	○	○	○	○	○	○	—	○	○	○	

Standard series, Small type Vacuum pad alone

P.406

Model code	○: Available as standard item									Connection config. code
	4 Pad rubber material									
	N	S	U	F	SE	NE	G	HN	EP	
	Nitrile	Silicone	Urethane	Fluoro	Conductive silicone	Conductive NBR (Low resistance)	Food Sanit. Act compliant NBR	HNBR	EPDM	
VP0.7RM45	○	○	○	○	○	○	○	○	○	T4
VP1RM45	○	○	○	○	○	○	○	○	○	
VP1.5RM45	○	○	○	○	○	○	○	○	○	
VP2RM45	○	○	○	○	○	○	○	○	○	
VP3RM45	○	○	○	○	○	○	○	○	○	
VP4RM45	○	○	○	○	○	○	○	○	○	

■ Available pad size and material for surface treatment (Standard series, General type & Deep type) Add

Pad dia. (mm)	5 Surface treatment code				
	-NF	-SF	-DL	-ER	-FG
	Fiber surface		DLC. coating	Reformed surface	Fluoro-coating
	Nylon	Silk			
ø6	—	—	○	○	○
ø8	—	—	○	○	○
ø10	—	—	○	○	○
ø15	●	●	●	●	●
ø20	●	●	●	●	●
ø25	●	●	●	●	●
ø30	●	●	●	●	●
ø40	●	●	●	●	●
ø50	●	●	●	●	●
ø60	●	●	—	●	●
ø80	●	●	—	—	●
ø100	—	—	—	—	●
ø150	—	—	—	—	○
ø200	—	—	—	—	○
Material	S, F		S, F, SE	N, NE	S, SE

■ Available pad size and material for surface treatment (Standard series, Small type) Add

Pad dia. (mm)	5 Surface treatment code	
	-ER	-FG
	Reformed surface	Fluoro-coating
ø0.7	○	○
ø1	○	○
ø1.5	○	○
ø2	○	○
ø3	○	○
ø4	○	○
Material	N, NE	S, SE

CAD 2D 3D CAD data is available at PISCO website.

Package Packaging specifications 1 pc. /bag

Option Options
5 : Surface treatment
8 : -S3 ⇒ -S3 spec.

Notes
*1. For ● part in the table above, deep type of standard series is available.
*2. For Pad & screw set of 60 mm pad dia. (for general type and deep type), the standard spec. is equivalent to "-S3" spec.
*3. A pad screw is required to mount on the holder. If you do not have a pad screw, please select from the Pad & screw set.
*4. Configuration code: H3 is not available for surface treatment.

Holders with the same "connection configuration code (M4 , M6 etc.)" can be connected. For connectable holders, please see the page of Pad holder only (page 384-).

Soft series, Pad rubber alone

P.446

Model code	○: Available as standard item					Connection config. code
	4 Pad rubber material					
	N	S	FS	SE	NE	
	Nitrile	Silicone	Fluoro silicone	Conductive silicone	Conductive NBR (Low resistance)	
VP4L45	○	○	○	○	○	T15 M4(*)
VP6L45	○	○	○	○	○	
VP8L45	○	○	○	○	○	
VP10L45	○	○	○	○	○	
VP15L45	○	○	○	○	○	
VP20L45	○	○	○	○	○	T40 M6(*)
VP30L45	○	○	○	○	○	
VP40L45	○	○	○	○	○	

Soft series, Pad & screw set

P.446

Model code	○: Available as standard item						Connection config. code
	4 Pad rubber material					8	
	N	S	FS	SE	NE	-S3	
	Nitrile	Silicone	Fluoro silicone	Conductive silicone	Conductive NBR (Low resistance)	-S3 spec.	
VP4L45-M48	○	○	○	○	○	○	M4
VP6L45-M48	○	○	○	○	○	○	
VP8L45-M48	○	○	○	○	○	○	
VP10L45-M48	○	○	○	○	○	○	
VP15L45-M48	○	○	○	○	○	○	
VP20L45-M68	○	○	○	○	○	○	M6
VP30L45-M68	○	○	○	○	○	○	
VP40L45-M68	○	○	○	○	○	○	

Soft bellows series, Pad rubber alone

P.482

Model code	○: Available as standard item							Connection config. code
	4 Pad rubber material							
	N	S	U	SE	NE	HN	EP	
	Nitrile	Silicone	Urethane	Conductive silicone	Conductive NBR (Low resistance)	HNBR	EPDM	
VP6LB45	○	○	○	○	○	○	○	T15 M4(*)
VP8LB45	○	○	○	○	○	○	○	
VP10LB45	○	○	○	○	○	○	○	
VP15LB45	○	○	○	○	○	○	○	
VP20LB45	○	○	○	○	○	○	○	T40 M6(*)

■ Available pad size and material for surface treatment (Soft series) Add

Pad dia. (mm)	5 Surface treatment code				
	-NF	-SF	-DL	-ER	-FG
	Fiber surface		DLC. coating	Reformed surface	Fluoro-coating
	Nylon	Silk			
ø4	—	—	○	○	○
ø6	—	—	○	○	○
ø8	—	—	○	○	○
ø10	○	○	○	○	○
ø15	○	○	○	○	○
ø20	○	○	○	○	○
ø30	○	○	○	○	○
ø40	○	○	○	○	○
Material	S		S, SE	N, NE	S, SE

Soft bellows series, Pad & screw set

P.482

Model code	○: Available as standard item								Connection config. code
	4 Pad rubber material							8	
	N	S	U	SE	NE	HN	EP	-S3	
	Nitrile	Silicone	Urethane	Conductive silicone	Conductive NBR (Low resistance)	HNBR	EPDM	-S3 spec.	
VP6LB45-M48	○	○	○	○	○	○	○	○	M4
VP8LB45-M48	○	○	○	○	○	○	○	○	
VP10LB45-M48	○	○	○	○	○	○	○	○	
VP15LB45-M48	○	○	○	○	○	○	○	○	
VP20LB45-M68	○	○	○	○	○	○	○	○	M6

■ Available pad size and material for surface treatment (Soft bellows series) Add

Pad dia. (mm)	5 Surface treatment code				
	-NF	-SF	-DL	-ER	-FG
	Fiber surface		DLC. coating	Reformed surface	Fluoro-coating
	Nylon	Silk			
ø6	—	—	○	○	○
ø8	—	—	○	○	○
ø10	○	○	○	○	○
ø15	○	○	○	○	○
ø20	○	○	○	○	○
Material	S		S, SE	N, NE	S, SE

Skidproof series, Pad rubber alone

P.508

Model code	○: Available as standard item					Connection config. code
	4 Pad rubber material					
	NH	S	U	F	NE	
	Oil proof NBR	Silicone	Urethane	Fluoro	Conductive NBR (Low resistance)	
VP10K4	○	○	○	○	○	M4(*)
VP20K4	○	○	○	○	○	M6(*)
VP30K4	○	○	○	○	○	
VP40K4	○	○	○	○	○	
VP50K4	○	○	○	○	○	

Skidproof series, Pad & screw set

P.508

Model code	○: Available as standard item						Connection config. code
	4 Pad rubber material					8	
	NH	S	U	F	NE	-S3	
	Oil proof NBR	Silicone	Urethane	Fluoro	Conductive NBR (Low resistance)	-S3 spec.	
VP10K4-M48	○	○	○	○	○	○	M4
VP20K4-M68	○	○	○	○	○	○	M6
VP30K4-M68	○	○	○	○	○	○	
VP40K4-M68	○	○	○	○	○	○	
VP50K4-M68	○	○	○	○	○	○	

Notes
*A screw adapter (Soft/Soft bellows series) or a pad screw (Skidproof series) is required to mount on the holder. If you do not have a screw adapter and a pad screw, please select from the Pad & screw set.

CAD 2D 3D CAD data is available at PISCO website.

Package Packaging specifications 1 pc. /bag

Option Options
5 : Surface treatment 8 : -S3 ⇒ -S3 spec.

Vacuum pad / Pad & screw set

Holders with the same "connection configuration code (M4 , M6 etc.)" can be connected. For connectable holders, please see the page of Pad holder only (page 384-).

Bellows series, Pad rubber alone

P.526

Model code	○: Available as standard item										Connection config. code
	4 Pad rubber material										
	N	S	YS2	YS4	U	F	SE	NE	HN	EP	
	Nitrile	Silicone	Extra soft silicone(*2) Hardness 20°	Hardness 40°	Urethane	Fluoro	Conductive silicone	Conductive NBR (Low resistance)	HNBR	EPDM	
VP2B4	○	○	—	—	—	—	—	—	—	—	H3
VP4B4	○	○	—	—	—	—	○	—	—	—	
VP6B45	○	○	—	—	○	○	○	○	○	○	T8
VP8B45	○	○	—	—	○	○	○	○	○	○	
VP10B45	○	○	(*4)	(*4)	○	○	○	○	○	○	M4(*3)
VP15B45	○	○	(*4)	○	○	○	○	○	○	○	
VP20B45	○	○	○	○	○	○	○	○	○	○	M6(*3)
VP25B45	○	○	○	○	○	○	○	○	○	○	
VP30B45	○	○	○	○	○	○	○	○	○	○	
VP40B45	○	○	○	○	○	○	○	○	○	○	
VP50B45	○	○	○	○	○	○	○	○	○	○	
VP60B45	○	○	—	—	○	○	○	○	○	○	M10(*3)
VP80B45	○	○	—	—	○	○	○	○	○	○	
VP100B45	○	○	—	—	○	○	○	○	○	○	

Bellows series, Pad & screw set

P.526

Model code	○: Available as standard item											Connection config. code
	4 Pad rubber material										8	
	N	S	YS2	YS4	U	F	SE	NE	HN	EP	-S3	
	Nitrile	Silicone	Extra soft silicone(*2) Hardness 20°	Hardness 40°	Urethane	Fluoro	Conductive silicone	Conductive NBR (Low resistance)	HNBR	EPDM	-S3 spec.	
VP10B45-M48	○	○	(*4)	(*4)	○	○	○	○	○	○	○	M4
VP15B45-M48	○	○	(*4)	○	○	○	○	○	○	○	○	
VP20B45-M68	○	○	○	○	○	○	○	○	○	○	○	M6
VP25B45-M68	○	○	○	○	○	○	○	○	○	○	○	
VP30B45-M68	○	○	○	○	○	○	○	○	○	○	○	
VP40B45-M68	○	○	○	○	○	○	○	○	○	○	○	
VP50B45-M68	○	○	○	○	○	○	○	○	○	○	○	
VP60B45-M10	○	○	—	—	○	○	○	○	○	○	(*1)	M10
VP80B45-M108	○	○	—	—	○	○	○	○	○	○	○	
VP100B45-M108	○	○	—	—	○	○	○	○	○	○	○	

■ Available pad size and material for surface treatment (Bellows series) Add

Pad dia. (mm)	5 Surface treatment code					
	-NF	-SF	-DL	-ER	-FG	
	Fiber surface		DLC. coating	Reformed surface	Fluoro-coating	
	Nylon	Silk			(S, SE)	(YS2, YS4)
ø6	—	—	○	○	○	—
ø8	—	—	○	○	○	—
ø10	—	—	○	○	○	—
ø15	○	○	○	○	○	○
ø20	○	○	○	○	○	○
ø25	○	○	○	○	○	○
ø30	○	○	○	○	○	○
ø40	○	○	○	○	○	○
ø50	○	○	○	○	○	○
ø60	○	○	—	○	○	—
ø80	○	○	—	—	○	—
ø100	—	—	—	—	○	—
Material	S, F		S, F, SE	N, NE	S, SE, YS2, YS4	

*4.
Fluoro-coating of Extra soft silicone (YS2, YS4)
For Extra soft silicone pads, dia. 10 mm or 15 mm of 20° hardness type (YS2) and dia. 10 mm of 40° hardness type (YS4) can be selected only when Fluoro-coating treatment is selected.

Model code	YS2	YS4	8 -S3	Connection config. code
	Extra soft silicone(*2) Hardness20°	Hardness40°	-S3 spec.	
VP10B4-FG	○	○	—	M4(*3)
VP15B4-FG	○	—	—	
	Pad & screw set			
VP10B4-FG-M48	○	○	○	M4
VP15B4-FG-M48	○	—	○	

Notes
*1. For Pad & screw set of Bellows series 60 mm pad dia., the standard spec. is equivalent to "-S3" spec.
*2. Extra soft silicone is compliant with Food Sanitation Act and FDA.
*3. A pad screw is required to mount on the holder. If you do not have a pad screw, please select from the Pad & screw set.

CAD data is available at PISCO website.

Packaging specifications
1 pc. /bag

Options
5 : Surface treatment
8 : -S3 ⇒ -S3 spec.

Holders with the same "connection configuration code (M4 , M6 etc.)" can be connected. For connectable holders, please see the page of Pad holder only (page 384-).

Bellows series, with Resin attachment

P.526

Model code	○: Available as standard item								Connection config. code
	4 Pad rubber material								
	N	S	U	F	SE	NE	HN	EP	
	Nitrile	Silicone	Urethane	Fluoro	Conductive silicone	Conductive NBR (Low resistance)	HNBR	EPDM	
VP10B4-QK	○	○	○	○	○	○	○	○	M4(*1)
VP10B4-QM	○	○	○	○	○	○	○	○	
VP10B4-QKE	○	○	○	○	○	○	○	○	
VP15B4-QK	○	○	○	○	○	○	○	○	
VP15B4-QM	○	○	○	○	○	○	○	○	
VP15B4-QKE	○	○	○	○	○	○	○	○	
VP20B4-QK	○	○	○	○	○	○	○	○	M6(*1)
VP20B4-QM	○	○	○	○	○	○	○	○	
VP20B4-QKE	○	○	○	○	○	○	○	○	
VP25B4-QK	○	○	○	○	○	○	○	○	
VP25B4-QM	○	○	○	○	○	○	○	○	
VP25B4-QKE	○	○	○	○	○	○	○	○	
VP30B4-QK	○	○	○	○	○	○	○	○	
VP30B4-QM	○	○	○	○	○	○	○	○	
VP30B4-QKE	○	○	○	○	○	○	○	○	

Picture of mark-free resin attachment with pad

By attaching a resin attachment, bellows pad (pad dia.: 10 to 30 mm) can be used as Mark-free pad.



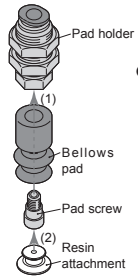

● How to attach
(1) Fix a bellows pad and a pad holder with a pad screw.
(2) Attach a resin attachment to the bellows pad.

Bellows series, Pad & screw set + Resin attachment

P.526

Model code	○: Available as standard item									Connection config. code
	4 Pad rubber material								8	
	N	S	U	F	SE	NE	HN	EP	-S3	
	Nitrile	Silicone	Urethane	Fluoro	Conductive silicone	Conductive NBR (Low resistance)	HNBR	EPDM	-S3 spec.	
VP10B4-M4-QK8	○	○	○	○	○	○	○	○	○	M4
VP10B4-M4-QM8	○	○	○	○	○	○	○	○	○	
VP10B4-M4-QKE8	○	○	○	○	○	○	○	○	○	
VP15B4-M4-QK8	○	○	○	○	○	○	○	○	○	
VP15B4-M4-QM8	○	○	○	○	○	○	○	○	○	
VP15B4-M4-QKE8	○	○	○	○	○	○	○	○	○	
VP20B4-M6-QK8	○	○	○	○	○	○	○	○	○	M6
VP20B4-M6-QM8	○	○	○	○	○	○	○	○	○	
VP20B4-M6-QKE8	○	○	○	○	○	○	○	○	○	
VP25B4-M6-QK8	○	○	○	○	○	○	○	○	○	
VP25B4-M6-QM8	○	○	○	○	○	○	○	○	○	
VP25B4-M6-QKE8	○	○	○	○	○	○	○	○	○	
VP30B4-M6-QK8	○	○	○	○	○	○	○	○	○	
VP30B4-M6-QM8	○	○	○	○	○	○	○	○	○	
VP30B4-M6-QKE8	○	○	○	○	○	○	○	○	○	

Mark-free resin attachment for Bellows series

P.526

Model code	○: Available as standard item		
	4 Resin attachment material		
	K	M	KE
	PEEK	POM	Conductive PEEK
VP10BQ4-AT	○	○	○
VP15BQ4-AT	○	○	○
VP20BQ4-AT	○	○	○
VP25BQ4-AT	○	○	○
VP30BQ4-AT	○	○	○

Notes
*1. A pad screw is required to mount on the holder. If you do not have a pad screw, please select from the Pad & screw set.
*2. Resin attachment must be used with a vacuum pad for work conveyance.

CAD data is available at PISCO website.

Packaging specifications
1 pc. /bag

Options
8 : -S3 ⇒ -S3 spec.

Vacuum pad / Pad & screw set

Holders with the same "connection configuration code (M4 , M6 etc.)" can be connected. For connectable holders, please see the page of Pad holder only (page 384-).

Multi-bellows series, Pad rubber alone

P.560

Model code	○: Available as standard item										Connection config. code
	4 Pad rubber material										
	N	S	YS2	YS4	U	F	NE	G	HN	EP	
	Nitrile	Silicone	Extra soft silicone(*1) Hardness 20°	Extra soft silicone(*1) Hardness 40°	Urethane	Fluoro	Conductive NBR (Low resistance)	Food Sanit. Act compliant NBR	HNBR	EPDM	
VP6W4 5	○	○	—	—	—	○	○	○	○	○	T8
VP8W4 5	○	○	—	—	—	○	○	○	○	○	
VP10W4 5	○	○	(*3)	(*3)	○	○	○	○	○	○	M4(*2)
VP20W4 5	○	○	○	○	○	○	○	○	○	○	M6(*2)
VP30W4 5	○	○	○	○	○	○	○	○	○	○	
VP40W4 5	○	○	○	○	○	○	○	○	○	○	
VP50W4 5	○	○	○	○	○	○	○	○	○	○	

Notes
*1. Extra soft silicone and vacuum pad for packaging bag series (including oversuction preventing adapter) are compliant with Food Sanitation Act and FDA.
*2. A pad screw is required to mount on the holder. If you do not have a pad screw, please select from the Pad & screw set.

CAD data is available at PISCO website.

Packaging specifications
1 pc. /bag

Options
5 : Surface treatment
8 : -S3 ⇒ -S3 spec.

Multi-bellows series, Pad & screw set

P.560

Model code	○: Available as standard item											Connection config. code
	4 Pad rubber material										8	
	N	S	YS2	YS4	U	F	NE	G	HN	EP	-S3	
	Nitrile	Silicone	Extra soft silicone(*1) Hardness 20°	Extra soft silicone(*1) Hardness 40°	Urethane	Fluoro	Conductive NBR (Low resistance)	Food Sanit. Act compliant NBR	HNBR	EPDM	-S3 spec.	
VP10W4 5-M4 8	○	○	(*3)	(*3)	○	○	○	○	○	○	○	M4
VP20W4 5-M6 8	○	○	○	○	○	○	○	○	○	○	○	M6
VP30W4 5-M6 8	○	○	○	○	○	○	○	○	○	○	○	
VP40W4 5-M6 8	○	○	○	○	○	○	○	○	○	○	○	
VP50W4 5-M6 8	○	○	○	○	○	○	○	○	○	○	○	

*cnvls=convolutions

P.586

Packaging bag 3 cnvls
Lip hardness 20°
Pad rubber alone

Model code	Connection config. code
VP20PBS23 5	PB8
VP25PBS23 5	
VP30PBS23 5	PB15
VP40PBS23 5	
VP50PBS23 5	

P.586

Packaging bag 3 cnvls
Lip hardness 40°
Pad rubber alone

Model code	Connection config. code
VP20PBS43 5	PB8
VP25PBS43 5	
VP30PBS43 5	PB15
VP40PBS43 5	
VP50PBS43 5	

P.586

Packaging bag 5 cnvls
Lip hardness 20°
Pad rubber alone

Model code	Connection config. code
VP20PBS25 5	PB8
VP25PBS25 5	
VP30PBS25 5	PB15
VP40PBS25 5	
VP50PBS25 5	

P.586

Packaging bag 5 cnvls
Lip hardness 40°
Pad rubber alone

Model code	Connection config. code
VP20PBS45 5	PB8
VP25PBS45 5	
VP30PBS45 5	PB15
VP40PBS45 5	
VP50PBS45 5	

Oversuction preventing adapter with pad

Vacuum pad for packaging bag

Oversuction preventing adapter

P.586

Oversuction preventing adapter
Spherical type (exclusive to packaging bag pad)

Model code	Pad dia. (mm)
VP20PB-FS	ø20
VP25PB-FS	ø25
VP30PB-FS	ø30
VP40PB-FS	ø40
VP50PB-FS	ø50

P.586

Oversuction preventing adapter
Spherical type with stainless steel mesh (exclusive to packaging bag pad)

Model code	Pad dia. (mm)
VP20PB-MS	ø20
VP25PB-MS	ø25
VP30PB-MS	ø30
VP40PB-MS	ø40
VP50PB-MS	ø50

P.586

Oversuction preventing adapter
Plane type (exclusive to packaging bag pad)

Model code	Pad dia. (mm)
VP20PB-FF	ø20
VP25PB-FF	ø25
VP30PB-FF	ø30
VP40PB-FF	ø40
VP50PB-FF	ø50

P.586

Oversuction preventing adapter
Plane type with stainless steel mesh (exclusive to packaging bag pad)

Model code	Pad dia. (mm)
VP20PB-MF	ø20
VP25PB-MF	ø25
VP30PB-MF	ø30
VP40PB-MF	ø40
VP50PB-MF	ø50

Spherical type

Plane type

■ Available pad size and material for surface treatment (Multi-bellows series) Add

Pad dia. (mm)	5 Surface treatment code			
	-DL	-ER	-FG	
	DLC. coating	Reformed surface	Fluoro-coating (S)	Fluoro-coating (YS2, YS4)
ø6	—	○	○	—
ø8	—	○	○	—
ø10	○	○	○	—
ø20	○	○	○	○
ø30	—	○	○	○
ø40	—	○	○	○
ø50	—	○	○	○
Material	S, F	N, NE	S, YS2, YS4	

*3.
Fluoro-coating of Extra soft silicone (YS2, YS4)
For Extra soft silicone pads, dia. 10 mm can be selected only when Fluoro-coating treatment is selected.

Model code	YS2	YS4	8 -S3	Connection config. code
	Extra soft silicone(*1) Hardness 20°	Extra soft silicone(*1) Hardness 40°	-S3 spec.	
VP10W4-FG	○	○	—	M4(*2)
	Pad & screw set			
VP10W4-FG-M4 8	○	○	○	M4

■ Available pad size and material for surface treatment (For Packaging bag) Add

Pad dia. (mm)	5 Surface treatment code	
	-FG	
	Fluoro-coating (3 cnvls)	Fluoro-coating (5 cnvls)
ø20	○	○
ø25	○	○
ø30	○	○
ø40	○	○
ø50	○	○

Holders with the same "connection configuration code (M4 , M6 etc.)" can be connected. For connectable holders, please see the page of Pad holder only (page 384-).

New

Metal Detectable series (Bellows with bumps and ribs), Pad rubber alone

P.590

Model code	○: Available as standard item				Connection config. code
	4 Pad rubber material				
	MSF3	MSF5	MSS3	MSS5	
	Metal detectable silicone				
	Iron powder type		SUS powder type		
	Hardness 30°	Hardness 50°	Hardness 30°	Hardness 50°	
VP10BE4	○	○	○	○	M4(*)
VP15BE4	○	○	○	○	
VP20BE4	○	○	○	○	M6(*)

New

Metal Detectable series (Bellows with bumps and ribs), Pad & screw set

P.590

Model code	○: Available as standard item				8 -S3	Connection config. code
	4 Pad rubber material					
	MSF3	MSF5	MSS3	MSS5		
	Metal detectable silicone				-S3 spec.	
	Iron powder type		SUS powder type			
	Hardness 30°	Hardness 50°	Hardness 30°	Hardness 50°		
VP10BE4-M4 8	○	○	○	○	○	M4
VP15BE4-M4 8	○	○	○	○	○	
VP20BE4-M6 8	○	○	○	○	○	M6

New

Metal Detectable series (Bellows with bumps and no ribs), Pad rubber alone

P.590

Model code	○: Available as standard item				Connection config. code
	4 Pad rubber material				
	MSF3	MSF5	MSS3	MSS5	
	Metal detectable silicone				
	Iron powder type		SUS powder type		
	Hardness 30°	Hardness 50°	Hardness 30°	Hardness 50°	
VP10BD4	○	○	○	○	M4(*)
VP15BD4	○	○	○	○	
VP20BD4	○	○	○	○	M6(*)

New

Metal Detectable series (Bellows with bumps and no ribs), Pad & screw set

P.590

Model code	○: Available as standard item				8 -S3	Connection config. code
	4 Pad rubber material					
	MSF3	MSF5	MSS3	MSS5		
	Metal detectable silicone				-S3 spec.	
	Iron powder type		SUS powder type			
	Hardness 30°	Hardness 50°	Hardness 30°	Hardness 50°		
VP10BD4-M4 8	○	○	○	○	○	M4
VP15BD4-M4 8	○	○	○	○	○	
VP20BD4-M6 8	○	○	○	○	○	M6

Ultrathin series, Pad rubber alone

P.604

Model code	○: Available as standard item						Connection config. code
	4 Pad rubber material						
	N	S	U	F	FS	NE	
	Nitrile	Silicone	Urethane	Fluoro	Fluoro silicone	Conductive NBR (Low resistance)	
VP8P4 5	○	○	○	○	○	○	T8
VP10P4 5	○	○	○	○	○	○	
VP15P4 5	○	○	○	○	○	○	
VP20P4 5	○	○	○	○	○	○	

■ Available pad size and material for surface treatment (Ultrathin series) Add

Pad dia. (mm)	5 Surface treatment code		
	-DL	-ER	-FG
	DLC. coating	Reformed surface	Fluoro-coating
ø8	○	○	○
ø10	○	○	○
ø15	○	○	○
ø20	○	○	○
Material	S, F	N, NE	S

Notes
*A pad screw is required to mount on the holder. If you do not have a pad screw, please select from the Pad & screw set.

CAD data is available at PISCO website.

Packaging specifications
1 pc. /bag

Options
5 : Surface treatment
8 : -S3 ⇒ -S3 spec.

Vacuum pad / Pad & screw set

Holders with the same "connection configuration code (M4 , M6 etc.)" can be connected. For connectable holders, please see the page of Pad holder only (page 384-).

Flat series, Pad rubber alone

P.622

Model code	○: Available as standard item						Connection config. code
	4 Pad rubber material						
	N	S	U	F	SE	NE	
	Nitrile	Silicone	Urethane	Fluoro	Conductive silicone	Conductive NBR (Low resistance)	
VP10F4 5	○	○	○	○	○	○	M4(*1)
VP15F4 5	○	○	○	○	○	○	
VP20F4 5	○	○	○	○	○	○	M6(*1)
VP25F4 5	○	○	○	○	○	○	
VP30F4 5	○	○	○	○	○	○	

Flat series, Pad & screw set

P.622

Model code	○: Available as standard item							Connection config. code
	4 Pad rubber material						8	
	N	S	U	F	SE	NE	-S3	
	Nitrile	Silicone	Urethane	Fluoro	Conductive silicone	Conductive NBR (Low resistance)	-S3 spec.	
VP10F4 5-M4 8	○	○	○	○	○	○	○	M4
VP15F4 5-M4 8	○	○	○	○	○	○	○	
VP20F4 5-M6 8	○	○	○	○	○	○	○	M6
VP25F4 5-M6 8	○	○	○	○	○	○	○	
VP30F4 5-M6 8	○	○	○	○	○	○	○	

Flat large suction flow series, Pad rubber alone

P.622

Model code	○: Available as standard item					Connection config. code
	4 Pad rubber material					
	N	S	F	SE	NE	
	Nitrile	Silicone	Fluoro	Conductive silicone	Conductive NBR (Low resistance)	
VP10FH4 5	○	○	○	○	○	M4(*1)
VP15FH4 5	○	○	○	○	○	
VP20FH4 5	○	○	○	○	○	
VP25FH4 5	○	○	○	○	○	M6(*1)
VP30FH4 5	○	○	○	○	○	

Flat large suction flow series, Pad & screw set

P.622

Model code	○: Available as standard item						Connection config. code
	4 Pad rubber material					8	
	N	S	F	SE	NE	-S3	
	Nitrile	Silicone	Fluoro	Conductive silicone	Conductive NBR (Low resistance)	-S3 spec.	
VP10FH4 5-M4 8	○	○	○	○	○	○	M4
VP15FH4 5-M4 8	○	○	○	○	○	○	
VP20FH4 5-M6 8	○	○	○	○	○	○	M6
VP25FH4 5-M6 8	○	○	○	○	○	○	
VP30FH4 5-M6 8	○	○	○	○	○	○	

Mark-free series, Resin pad alone

P.642

Model code	○: Available as standard item			Connection config. code
	4 Pad rubber material			
	K	M	KE	
	PEEK	POM	Conductive PEEK	
VP10Q4	○	○	○	M4(*1)
VP20Q4	○	○	○	M6(*1)
VP30Q4	○	○	○	

Mark-free series, with Flexible Swing Joint

P.642

Model code	○: Available as standard item				Connection config. code
	4 Pad rubber material			8	
	K	M	KE	-S3	
	PEEK	POM	Conductive PEEK	-S3 spec.	
VP10Q4-M4 8	○	○	○	○	M4
VP20Q4-M6 8	○	○	○	○	M6
VP30Q4-M6 8	○	○	○	○	

■ Available pad size and material for surface treatment (Flat・Flat large flow series) Add

Pad dia. (mm)	5 Surface treatment code		
	-DL	-ER	-FG
	DLC. coating	Reformed surface	Fluoro-coating
ø10	○	○	○
ø15	○	○	○
ø20	○	○	○
ø25	○	○	○
ø30	○	○	○
Material	S, F, SE	N, NE	S, SE

Sponge series, Pad rubber alone

P.656

Model code	○: Available as standard item		Connection config. code
	4 Pad rubber material		
	C	S	
	Chloroprene	Silicone	
VP10S4	○	○	
VP15S4	○	○	
VP20S4	○	○	
VP25S4	○	○	M6(*1)
VP30S4	○	○	
VP35S4	○	○	
VP50S4	○	○	
VP70S4	○	○	M10(*1)
VP100S4	○	○	

Sponge series, Pad & screw set

P.656

Model code	○: Available as standard item			Connection config. code
	4 Pad rubber material		8	
	C	S	-S3	
	Chloroprene	Silicone	-S3 spec.	
VP10S4-M6 8	○	○	○	
VP15S4-M6 8	○	○	○	
VP20S4-M6 8	○	○	○	
VP25S4-M6 8	○	○	○	M6
VP30S4-M6 8	○	○	○	
VP35S4-M6 8	○	○	○	
VP50S4-M6 8	○	○	○	
VP70S4-M10	○	○	(*3)	M10
VP100S4-M10	○	○	(*3)	

Notes
*1. A pad screw is required to mount on the holder. If you do not have a pad screw, please select from the Pad & screw set.
*2. A Flexible Swing Joint is required to mount on the holder. If you do not have a Flexible Swing Joint, please select from the Mark-free series, with Flexible Swing Joint set.
*3. For Pad & screw set of Sponge series 70 mm and 100 mm pad dia., the standard spec. is equivalent to "-S3" spec.

CAD data is available at PISCO website.

Packaging specifications
1 pc. /bag

Options
5 : Surface treatment
8 : -S3 ⇒ -S3 spec.

Holders with the same "connection configuration code (E10 , E20 etc.)" can be connected. For connectable holders, please see the page of Pad holder only (page 384-).

Oval series, Pad rubber alone

P.680

Model code	○: Available as standard item								Connection config. code	
	4 Pad rubber material									
	N	S	U	F	SE	NE	HN	EP		
	Nitrile	Silicone	Urethane	Fluoro	Conductive silicone	Conductive NBR (Low resistance)	HNBR	EPDM		
VP2×4E4 5	○	○	○	○	○	○	○	○		
VP3.5×7E4 5	○	○	○	○	○	○	○	○	E10	
VP4×10E4 5	○	○	○	○	○	○	○	○		
VP4×20E4 5	○	○	○	○	○	○	○	○	E20	
VP4×30E4 5	○	○	—	—	○	○	○	○		
VP5×10E4 5	○	○	○	○	○	○	○	○	E10	M6(*1)
VP5×20E4 5	○	○	○	○	○	○	○	○	E20	
VP5×30E4 5	○	○	○	○	○	○	○	○		
VP6×10E4 5	○	○	○	○	○	○	○	○	E10	
VP6×20E4 5	○	○	○	○	○	○	○	○		
VP6×30E4 5	○	○	○	○	○	○	○	○	E20	
VP8×20E4 5	○	○	○	○	○	○	○	○		
VP8×30E4 5	○	○	○	○	○	○	○	○		

■ Available pad size and material for surface treatment (Oval series) Add

Pad dia. (mm)	5 Surface treatment code		
	-DL	-ER	-FG
	DLC. coating	Reformed surface	Fluoro-coating
2×4	○	○	○
3.5×7	○	○	○
4×10	○	○	○
4×20	○	○	○
4×30	○	○	○
5×10	○	○	○
5×20	○	○	○
5×30	○	○	○
6×10	○	○	○
6×20	○	○	○
6×30	○	○	○
8×20	○	○	○
8×30	○	○	○
Material	S, F, SE	N, NE	S, SE

Oval series, Pad & screw set

P.680

Model code	○: Available as standard item									Connection config. code
	4 Pad rubber material								8	
	N	S	U	F	SE	NE	HN	EP	-S3	
	Nitrile	Silicone	Urethane	Fluoro	Conductive silicone	Conductive NBR (Low resistance)	HNBR	EPDM	-S3 spec.	
VP2×4E4 5-M6 8	○	○	○	○	○	○	○	○	○	
VP3.5×7E4 5-M6 8	○	○	○	○	○	○	○	○	○	
VP4×10E4 5-M6 8	○	○	○	○	○	○	○	○	○	
VP4×20E4 5-M6 8	○	○	○	○	○	○	○	○	○	
VP4×30E4 5-M6 8	○	○	—	—	○	○	○	○	○	
VP5×10E4 5-M6 8	○	○	○	○	○	○	○	○	○	
VP5×20E4 5-M6 8	○	○	○	○	○	○	○	○	○	M6
VP5×30E4 5-M6 8	○	○	○	○	○	○	○	○	○	
VP6×10E4 5-M6 8	○	○	○	○	○	○	○	○	○	
VP6×20E4 5-M6 8	○	○	○	○	○	○	○	○	○	
VP6×30E4 5-M6 8	○	○	○	○	○	○	○	○	○	
VP8×20E4 5-M6 8	○	○	○	○	○	○	○	○	○	
VP8×30E4 5-M6 8	○	○	○	○	○	○	○	○	○	

Notes
*A pad screw is required to mount on the holder. If you do not have a pad screw, please select from the Pad & screw set.

CAD data is available at PISCO website.

Packaging specifications
1 pc. /bag

Options
5 : Surface treatment
8 : -S3 ⇒ -S3 spec.

Vacuum Pad Configuration

Pad dia. : ø0.7, ø1, ø1.5, ø2, ø3, ø4 mm

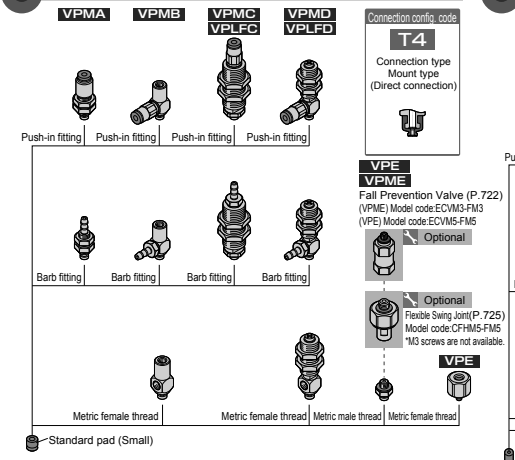

Standard pad (Small) dia. : ø0.7, ø1, ø1.5, ø2, ø3, ø4mm

Pad dia. : ø1, ø2, ø3, ø4 mm

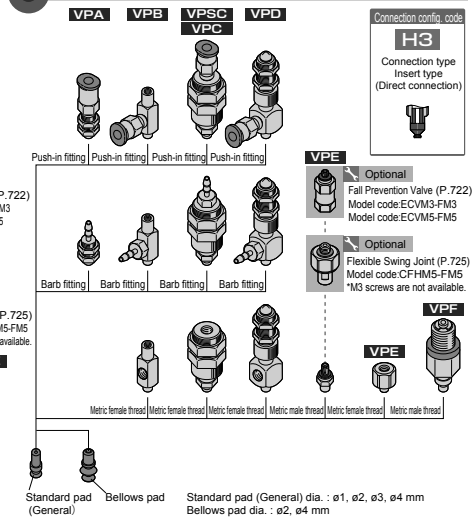

Standard pad (General) dia. : ø1, ø2, ø3, ø4 mm
Bellows pad dia. : ø2, ø4 mm

Pad dia. : ø6, ø8, ø10, ø15, ø20 mm



Standard (General) / Bellows/Multi-bellows pad dia. : ø6, ø8 mm
Ultrathin pad dia. : ø8, ø10, ø15, ø20 mm

Pad dia. : ø4, ø6, ø8, ø10, ø15 mm

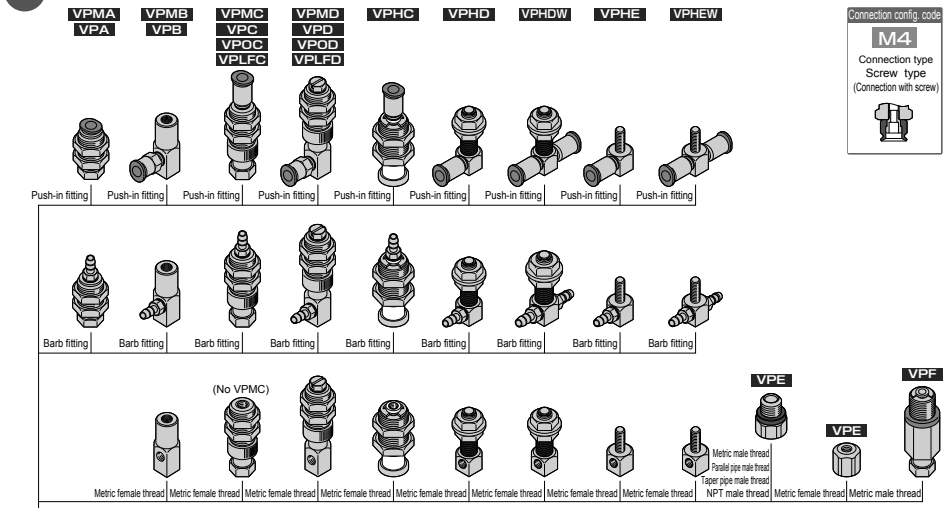

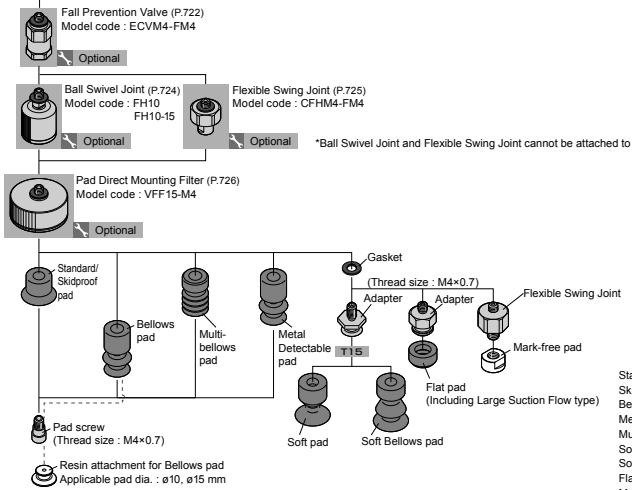

Standard pad dia.: ø10, ø15 mm
Skidproof pad dia.: ø10 mm
Bellows pad dia. : ø10, ø15 mm
Metal Detectable pad dia.: ø10, ø15 mm
Multi-bellows pad dia.: ø10 mm
Soft pad dia.: ø4, ø6, ø8, ø10, ø15 mm
Soft-bellows pad dia.: ø6, ø8, ø10, ø15 mm
Flat pad dia.: ø10, ø15 mm (Including Large Suction Flow type)
Mark-free pad dia.: ø10 mm

Vacuum Pad Configuration

Pad dia. : ø10, ø15, ø20, ø25, ø30, ø35, ø40, ø50 mm

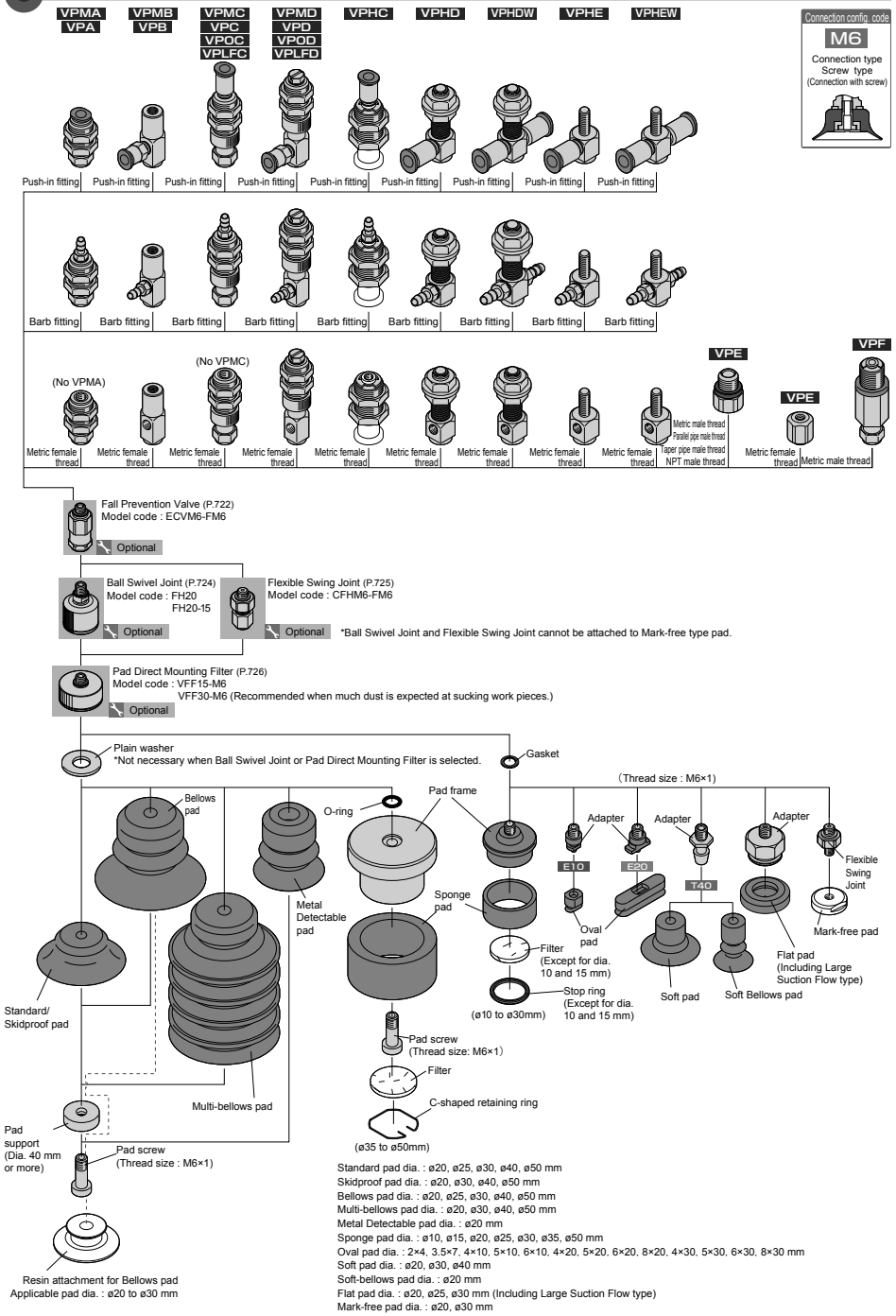

Standard pad dia. : ø20, ø25, ø30, ø40, ø50 mm
Skidproof pad dia. : ø20, ø30, ø40, ø50 mm
Bellows pad dia. : ø20, ø25, ø30, ø40, ø50 mm
Multi-bellows pad dia. : ø20, ø30, ø40, ø50 mm
Metal Detectable pad dia. : ø20 mm
Sponge pad dia. : ø10, ø15, ø20, ø25, ø30, ø35, ø50 mm
Oval pad dia. : 2×4, 3.5×7, 4×10, 5×10, 6×10, 4×20, 5×20, 6×20, 8×20, 4×30, 5×30, 6×30, 8×30 mm
Soft pad dia. : ø20, ø30, ø40 mm
Soft-bellows pad dia. : ø20 mm
Flat pad dia. : ø20, ø25, ø30 mm (Including Large Suction Flow type)
Mark-free pad dia. : ø20, ø30 mm

Pad dia. : ø60, ø70, ø80, ø100 mm

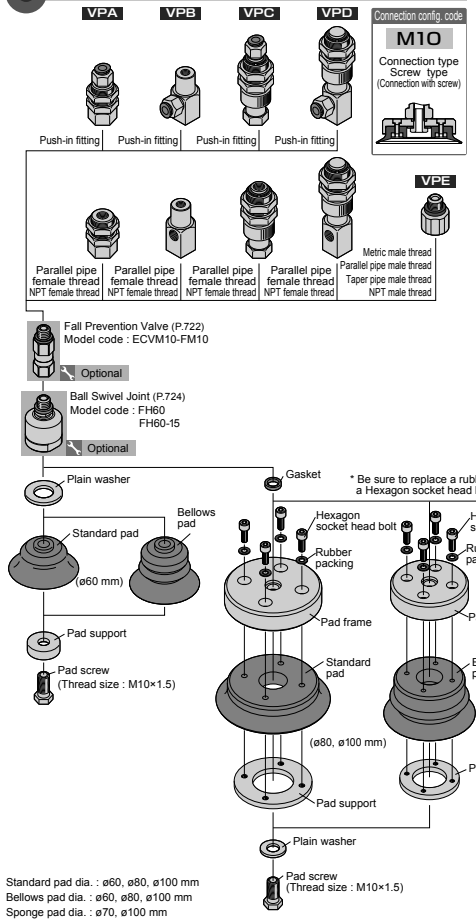

Standard pad dia. : ø60, ø80, ø100 mm
Bellows pad dia. : ø60, ø80, ø100 mm
Sponge pad dia. : ø70, ø100 mm

Pad dia. : ø150, ø200 mm

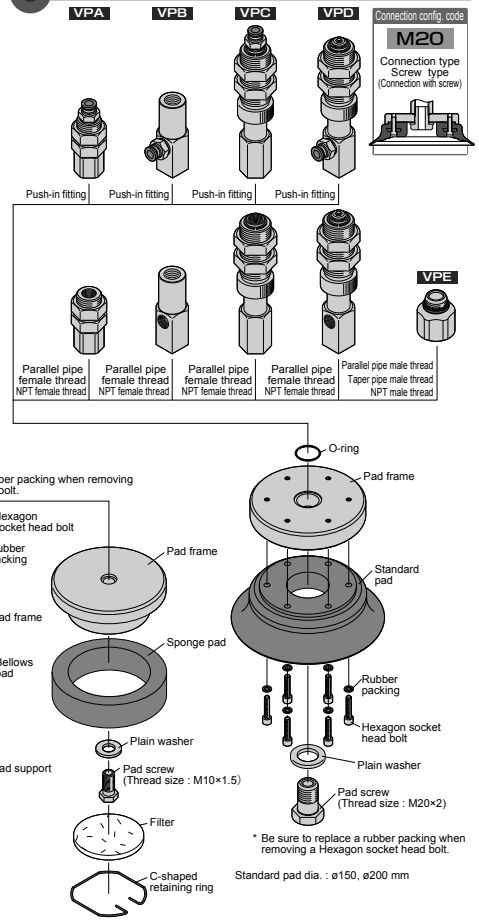

Standard pad dia. : ø150, ø200 mm

Vacuum Pad

Vacuum Pad Configuration

Pad dia. : ø4, ø6, ø8, ø10, ø15 mm (Exclusive to Soft and Soft Bellows type)

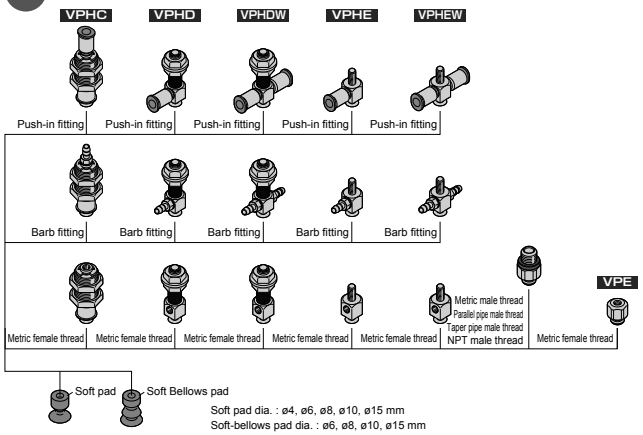

Connection config. code
T15
Connection type
Mount type
(Direct connection)

Pad dia. : ø20, ø30, ø40 mm (Exclusive to Soft and Soft Bellows type)

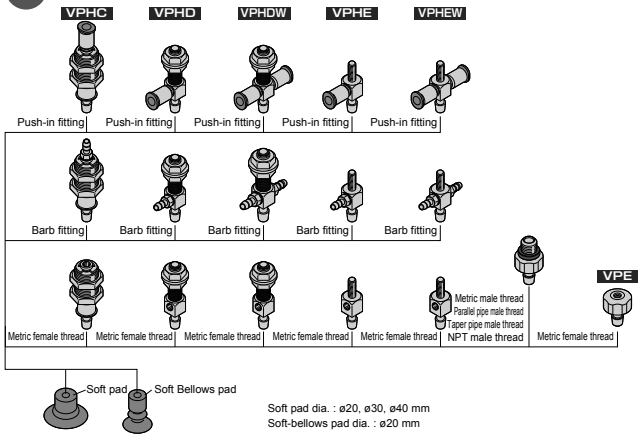

Connection config. code
T40
Connection type
Mount type
(Direct connection)

Pad dia. : ø20, ø25 mm (Exclusive to Vacuum pad for packaging bag)

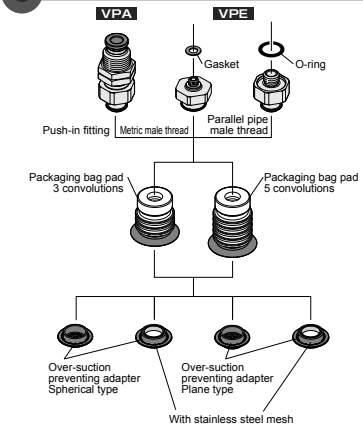

Connection config. code
PB8
Connection type
Mount type
(Direct connection)

Pad dia. : ø30, ø40, ø50 mm (Exclusive to Vacuum pad for packaging bag)

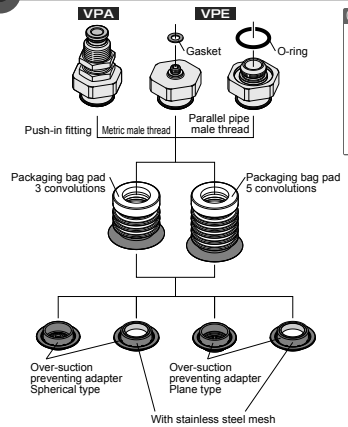

Connection config. code
PB15
Connection type
Mount type
(Direct connection)

Pad size : 2×4, 3.5×7, 4 to 6×10 mm (Exclusive to Oval type)

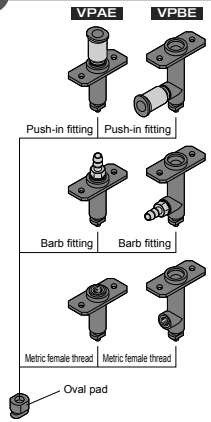

Connection config. code
E10
Connection type
Mount type
(Direct connection)

Pad size : 4 to 8×20 mm, 4 to 8×30 mm (Exclusive to Oval type)

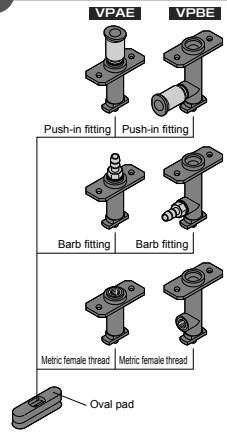

Connection config. code
E20
Connection type
Mount type
(Direct connection)