Vacuum Pad Flat Type/Flat Large Suction Flow Type

Vacuum pad for thin work-pieces, such as sheets or vinyl that are easily deformed and wrinkled.

⚠Safety instructions for this product
Safety instructions, Common safety instructions for each product category and Detailed safety instructions for each product are in the end of this catalog and our website.

Model Designation (Example)

VP	C	10	-6	F	N	-ER	-6J	-DC	-ECV	-FH	-F15	(13)
(1)	(2)	(3)	(4)	(5)	(6)	(7)	(8)	(9)	(10)	(11)	(12)	(13)
						Optional		Optional	Optional	Optional	Optional	Optional

(1) Vacuum Pad

(2) Holder type

Holder type		Fixed type		Spring type			
		Mini	Standard	Mini	Standard	No cover	Low dust emission
Code	Top port	MA	A	MC	C	OC	LFC
	Side port	MB	B	MD	D	OD	LFD
	Direct mount	-	E	-	F	-	-
Connection config. code		M4 M6	M4 M6	M4 M6	M4 M6	M4 M6	M4 M6

Holder type		Lightweight	Low profile
		Spring type	Direct mount
Code	Top port	HC	-
	Side port	HD	HE
	Dual side port	HDW	HEW
Connection config. code		M4 M6	M4 M6

(3) Pad dia.

Code	10	15	20	25	30
Pad dia.(mm)	ø10	ø15	ø20	ø25	ø30
Connection config. code	M4		M6		

(4) Stroke (No code entry for Holder type: MA, A, MB, B, E, F, HE and HEW)

Code	-2	-4	-5	-6	-10	-15	-20	-25	-30	-40	-50
Stroke (mm)	2	4	5	6	10	15	20	25	30	40	50
Spring type holder code: VPMC		●●									
VPC				●●	●●	●●	●●				
VPOC							●●		●●	●●	●●
VPLFC	●		●●		●●	●●	●●				
VPMD		●●									
VPD				●●	●●	●●	●●				
VPOD							●●		●●	●●	●●
VPLFD			●●		●●	●●	●●				
VPHC					●●	●●	●●	●●	●●	●●	●●
VPHD			●●								
VPHDW			●●								

Connection config. code
●: M4
●: M6

(5) Pad type

Code	F	FH
Pad type	Flat	Flat, Large Suction Flow

(6) Pad material

Code	N	S	U (*3)	F	SE	NE
Rubber material	Nitrile	Silicone	Urethane	Fluoro	Conductive Silicone	Conductive NBR (Low resistance)

*1. The Conductive Silicone rubber (SE) is a silicon rubber capable of releasing static electricity. (Volume resistance: More than 200 Ω · cm and 10^5 Ω · cm or less)
*2. Nitrile rubber (N) and Conductive NBR (Low resistance, Volume resistance: 200 Ω·cm or less) (NE) are not suitable for use with ozone environment.
*3. Large Suction Flow type is not available on Urethane rubber (U).

(7) Pad surface treatment for suction mark-free Optional

Code	No code	-DL	-ER	-FG
Surface treatment	None	DLC. coating	Reformed surface	Fluoro-coating
Applicable pad material	—	Silicone (S), Fluoro (F), Conductive Silicone (SE)	Nitrile (N), Conductive NBR (Low resistance) (NE)	Silicone (S), Conductive Silicone (SE)
Applicable pad dia.	—	All sizes	All sizes	All sizes

* Please refer to page 370 for the details of each pad surface type and treatment for Suction Mark-free.

(8) Vacuum port size and joint type (No code entry for Holder type: F) (○: Available)

Type	Push-in fitting								Barb fitting				Female thread	
	mm size (mm)					inch size (inch)			mm size (mm)			inch size (inch)	Metric thread	
Code	-180J	-2J	-3J	-4J	-6J	-1/8J	-5/32J	-1/4J	-3B	-4B*	-6B	-1/4B	-M5	-M6
Tube O.D.	ø1.8	ø2	ø3	ø4	ø6	ø1/8	ø5/32	ø1/4						
Tube I.D.									ø2	ø2.5	ø4	Polyurethane tubeø 0.163 Nylon tubeø 0.180		
Thread size													M5×0.8	M6×1
Holder type: VPMA			○	○			○		○	○	○			
VPA			○	○	○	○	○	○		○	○	○		○
VPMB	○	○	○	○	○	○	○	○	○	○	○	○	○	
VPB			○	○	○	○	○	○		○	○	○		○
VPMC	○	○	○	○		○	○		○	○	○	○		
VPC			○	○	○	○	○	○		○	○	○		○
VPOC			○	○	○	○	○	○		○	○	○		○
VPLFC			○	○	○	○	○	○	○	○	○		○	○
VPMD	○	○	○	○	○	○	○	○	○	○	○	○	○	
VPD			○	○	○	○	○	○		○	○	○		○
VPOD			○	○	○	○	○	○		○	○	○		○
VPLFD			○	○	○	○	○	○	○	○	○		○	○
VPHC	○	○	○	○	○	○	○	○	○	○	○	○	○	
VPHD	○	○	○	○	○	○	○	○	○	○	○	○	○	
VPHDW	○	○	○	○	○	○	○	○	○	○	○	○	○	
VPHE	○	○	○	○	○	○	○	○	○	○	○	○	○	
VPHEW	○	○	○	○	○	○	○	○	○	○	○	○	○	

* The barb fitting of 5/32" size is common with 4 mm size. Please order with the code: -4B.
* Available port size varies depending on pad dia. See model code lists on the following pages.

Type	Male thread																Female thread	
	Metric thread				Taper pipe thread				Parallel pipe thread				NPT thread				Metric thread	
Code	-M8	-M10	-M12	-M14	-R1	-R2	-R3	-R4	-G1	-G2	-G3	-G4	-N1	-N2	-N3	-N4	-FM5	-FM8
Thread size	M8×1.25	M10×1.5	M12×1.75	M14×2	R1/8	R1/4	R3/8	R1/2	G1/8	G1/4	G3/8	G1/2	NPT1/8	NPT1/4	NPT3/8	NPT1/2	M5×0.8	M8×1.25
Holder type VPE	○	○	○	○	○	○	○	○	○	○	○	○	○	○	○	○	○	○

*Configuration code: M4 is not available for R4 and G4 thread size.

(9) Dust Catcher (Holder type: C, D, and F only) Optional

Code	No code	-DC
Dust Catcher	None	Installed

* Note that the holder stroke becomes shorter when a dust catcher is installed. Please visit our website for details.



(9) Spring load (Holder type: LFC only)

Code	No code	-SF1/4
Load	Standard load	Low load (1/4 of standard load)

* "-SF1/4" is not selectable when 2 mm stroke is selected.

(10) Fall Prevention Valve Optional

Code	No code	-ECV
Fall Prevention Valve	None	Installed

* -S3 spec. is not selectable when Fall Prevention Valve is selected.

(11) Swivel Joint for vacuum pad Optional

Code	No code	-FH	-FHH	-CFH
Option	None	Ball Swivel Joint (Swivel angle: 30°)	Ball Swivel Joint (Swivel angle: 15°)	Flexible Swing Joint (Swing angle: 8°)

* -S3 spec. is not selectable when Ball Swivel Joint is selected.

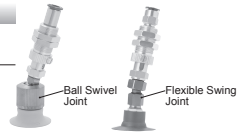

(12) Filter Optional

Code	No code	-F15	-F30
Filter	None	Installed (Filter area 1.7 cm^2)	Installed (Filter area 7 cm^2)
Applicable config. code	—	M4, M6	M6

*1. -S3 spec. is not selectable when Filter is selected.
*2. "-F30" is recommended when much dust is expected at sucking work pieces.

(13) -S3 spec. Optional

Code	No code	-S3
Metal material	Standard	No copper-based metallic materials used in flow paths.
Seal rubber material	Standard	HNBRor FKM
Release ring color	Black	Dark blue

*1. -S3 spec. is not available for the following fittings and holders:
· Push-in fitting with dia. size of 1.8, 2, 3 mm and inch sizes except dia. 1/8" (some) and 5/32".
· Barb fitting with dia. of 1/4".
· Pad holder with stroke length 10 mm or longer (except for VPHC holders).
· VPLFC and VPLFD holders.
*2. For inch size push-in fitting, the release ring color is white even for "-S3 spec."

Vacuum Pad Flat Type/Flat Large Suction Flow Type

Characteristics

Suitable for thin work-pieces such as sheets or vinyl.

Groove on a flat pad reduces deformation and wrinkle on a work-piece.



A piece of sheet sucked with Vacuum pad Flat type

A piece of sheet sucked with Vacuum pad Ultrathin type

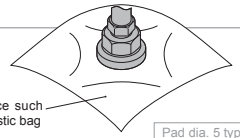

Thin work-piece such as sheet or plastic bag

Pad dia. 5 types
ø10 to ø30mm

Pad material 6 types

* Only 5 types for Large Suction Flow type

Surface treatment 3 types

Silicone (S) is Food Sanitation Act compliant. (Holder is not compliant. Vacuum pad complies only at work-piece contact area.) * See page 6 for the details of the Food Sanitation Act.

Wide variations of Pad holders.

The following combinations of holder and pad rubber are also available although they are not listed on the model code list from the next page onward. Contact us for the details.

· Lightweight VPHC holder that is made of resin and aluminum.
· Lightweight VPHD and VPHDW holders with spring type without cover.
· VPHE and VPHEW holders with reduced height.
· VPHDW and VPHEW holders with dual side vacuum ports, suitable for piping connection of multiple vacuum pads.

Low dust emission holders (VPLFC, VPLFD) with low noise and less wear from sliding are available to prevent dust generation.

VPLFC holder with top port has a separate shaft on the pad side and the vacuum port side, so there is no effect on the stroke caused by the tension of the tube. Low load type is also available to suppress impact when contacting the work-piece.

Wide variations of fixed type direct mount holder (VPE) for various thread sizes.

Metric male threads, metric female threads, taper pipe threads and parallel pipe threads are available.
* These are not shown in the model code list from the next page. Contact us for the details.

Large Suction Flow type

Increased flow holes dramatically improve suction flow and adsorption power.

Standard type

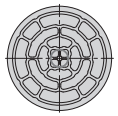

Large Suction Flow type

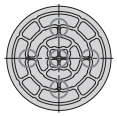

Suction flow Max. **2.5** times

Adsorption power Max. **6** times

Flow path
Four additional holes

Smaller and lighter screw adapters. Reduced height makes the product more compact. Moreover, grooving on the screw adapter secures the flow path.

Standard type

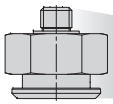

Large Suction Flow type

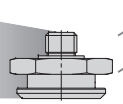

Weight Max. **45.5** %Down

Height Max. **27.4** %Down

For Standard type

For Large Suction Flow type

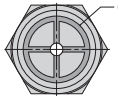

Groove

Pad surface treatment for suction mark-free (Optional)

NEW **Fluoro-coating type is added to the pad rubber surface treatment option to prevent tracing marks.**

·DLC. coating type: Slippery special coating. Effective for sticking prevention of lightweight or thin work-piece.
·Reformed surface type: Reduces tracing marks by surface reforming of nitrile rubber with chemicals.
·Fluoro-coating type: Surface reforming by special treatment prevents sticking to work-pieces. Improved pad durability and wear resistance.

Holder with dust catcher (Optional)

Collects wear debris generated by sliding spring type holders. Low-cost, simple holder with receiver tray added.

Applicable to VPC, VPD and VPF holders.

Dust Catcher

Accessories (Optional)

Fall Prevention Valve, Swivel (Ball Swivel Joint, Flexible Swing Joint) and Filter options are available.

-S3 spec. (Optional)

No copper-based metallic materials used in flow paths.

The sealing rubber material of the fitting is HNBR or FKM, with good ozone resisntace.

RoHS2 (2011/65/EU+EU2015/863) compliant

Holder type	Pad dia. (mm)	Tube O.D. (mm)	Model code	13 -S3 -S3 spec.	Connection config. code	Pad dia. (mm)	Tube O.D. (inch)	Model code	13 -S3 -S3 spec.	Connection config. code
Fixed type, Top port, Push-in fitting, Mini VPMA	ø10	ø3	VPMA10 5 6 7-3J	—	M4	ø10	ø5/32	VPMA10 5 6 7-5/32J 13	○	M4
		ø4	VPMA10 5 6 7-4J 13	○		ø15	ø5/32	VPMA15 5 6 7-5/32J 13	○	
	ø15	ø3	VPMA15 5 6 7-3J	—		ø20	ø5/32	VPMA20 5 6 7-5/32J 13	○	M6
		ø4	VPMA15 5 6 7-4J 13	○		ø25	ø5/32	VPMA25 5 6 7-5/32J 13	○	
	ø20	ø4	VPMA20 5 6 7-4J 13	○	M6	ø30	ø5/32	VPMA30 5 6 7-5/32J 13	○	
	ø25	ø4	VPMA25 5 6 7-4J 13	○						
	ø30	ø4	VPMA30 5 6 7-4J 13	○						

Holder type	Pad dia. (mm)	Tube O.D. (mm)	Model code	13 -S3 -S3 spec.	Connection config. code	Pad dia. (mm)	Tube O.D. (inch)	Model code	13 -S3 -S3 spec.	Connection config. code
Fixed type, Top port, Push-in fitting, Standard VPA	ø10	ø6	VPA10 5 6 7-6J 13	○	M4	ø10	ø1/4	VPA10 5 6 7-1/4J	—	M4
	ø15	ø6	VPA15 5 6 7-6J 13	○		ø15	ø1/4	VPA15 5 6 7-1/4J	—	
	ø20	ø3	VPA20 5 6 7-3J	—	M6	ø20	ø1/8	VPA20 5 6 7-1/8J	—	M6
		ø4	VPA20 5 6 7-4J 13	○			ø5/32	VPA20 5 6 7-5/32J 13	○	
		ø6	VPA20 5 6 7-6J 13	○			ø1/4	VPA20 5 6 7-1/4J	—	
	ø25	ø3	VPA25 5 6 7-3J	—		ø25	ø1/8	VPA25 5 6 7-1/8J	—	
		ø4	VPA25 5 6 7-4J 13	○			ø5/32	VPA25 5 6 7-5/32J 13	○	
		ø6	VPA25 5 6 7-6J 13	○			ø1/4	VPA25 5 6 7-1/4J	—	
	ø30	ø3	VPA30 5 6 7-3J	—		ø30	ø1/8	VPA30 5 6 7-1/8J	—	
		ø4	VPA30 5 6 7-4J 13	○			ø5/32	VPA30 5 6 7-5/32J 13	○	
		ø6	VPA30 5 6 7-6J 13	○			ø1/4	VPA30 5 6 7-1/4J	—	

Holder type	Pad dia. (mm)	Male thread size	Model code	13 -S3 -S3 spec.	Connection config. code
Fixed type, Top port, Female thread, Standard VPA	ø20	M6×1	VPA20 5 6 7-M6 13	○	M6
	ø25	M6×1	VPA25 5 6 7-M6 13	○	
	ø30	M6×1	VPA30 5 6 7-M6 13	○	

Notes
*1 Barb fitting type holders are also selectable. Contact us for the details.
*2 Large Suction Flow type is not available on Urethane rubber (U).

CAD data is available at PISCO website.

Packaging specifications
1 pc. /bag

Options
7 : Surface treatment (DLC. coating, Reformed surface, and Fluoro-coating)
13 : -S3 ⇒ -S3 spec. (○ in the lists: Available)
*1 For "-S3 spec.", the release ring color is dark blue, and the gasket material is FKM+SUS316.
*2. For inch size push-in fitting, the release ring color is white even for "-S3 spec."

Optional items ⇒ P.640

Pad surface treatment for suction mark-free

Fall Prevention Valve

Swivel Joint for vacuum pad

Filter

Vacuum Pad Flat Type/Flat Large Suction Flow Type

RoHS2 (2011/65/EU+EU2015/863) compliant

Holder type	Pad dia. (mm)	Tusbe O.D. (mm)	Model code	13 -S3 -S3 spec.	Connection config. code	Pad dia. (mm)	Tube O.D. (inch)	Model code	13 -S3 -S3 spec.	Connection config. code
Fixed type, Side port, Push-in fitting, Mini VPMB	ø10	ø3	VPMB10 5 6 7-3J	—	M4	ø10	ø1/8	VPMB10 5 6 7-1/8J	—	M4
		ø4	VPMB10 5 6 7-4J 13	○			ø5/32	VPMB10 5 6 7-5/32J 13	○	
		ø6	VPMB10 5 6 7-6J 13	○			ø1/4	VPMB10 5 6 7-1/4J	—	
	ø15	ø3	VPMB15 5 6 7-3J	—		ø15	ø1/8	VPMB15 5 6 7-1/8J	—	
		ø4	VPMB15 5 6 7-4J 13	○			ø5/32	VPMB15 5 6 7-5/32J 13	○	
		ø6	VPMB15 5 6 7-6J 13	○			ø1/4	VPMB15 5 6 7-1/4J	—	
	ø20	ø3	VPMB20 5 6 7-3J	—	M6	ø20	ø1/8	VPMB20 5 6 7-1/8J	—	M6
		ø4	VPMB20 5 6 7-4J 13	○			ø5/32	VPMB20 5 6 7-5/32J 13	○	
		ø6	VPMB20 5 6 7-6J 13	○			ø1/4	VPMB20 5 6 7-1/4J	—	
	ø25	ø3	VPMB25 5 6 7-3J	—		ø25	ø1/8	VPMB25 5 6 7-1/8J	—	
		ø4	VPMB25 5 6 7-4J 13	○			ø5/32	VPMB25 5 6 7-5/32J 13	○	
		ø6	VPMB25 5 6 7-6J 13	○			ø1/4	VPMB25 5 6 7-1/4J	—	
	ø30	ø3	VPMB30 5 6 7-3J	—		ø30	ø1/8	VPMB30 5 6 7-1/8J	—	
		ø4	VPMB30 5 6 7-4J 13	○			ø5/32	VPMB30 5 6 7-5/32J 13	○	
		ø6	VPMB30 5 6 7-6J 13	○			ø1/4	VPMB30 5 6 7-1/4J	—	

Holder type	Pad dia. (mm)	Male thread size	Model code	13 -S3 -S3 spec.	Connection config. code
Fixed type, Side port, Female thread, Mini VPMB	ø10	M5×0.8	VPMB10 5 6 7-M5 13	○	M4
	ø15	M5×0.8	VPMB15 5 6 7-M5 13	○	
	ø20	M5×0.8	VPMB20 5 6 7-M5 13	○	M6
	ø25	M5×0.8	VPMB25 5 6 7-M5 13	○	
	ø30	M5×0.8	VPMB30 5 6 7-M5 13	○	

Notes
*1 Holders are also available in Push-in fitting type for tube O.D. of 1.8 mm and 2 mm, and barb fitting type. Contact us for the details.
*2 Large Suction Flow type is not available on Urethane rubber (U).

CAD data is available at PISCO website.

Packaging specifications
1 pc. /bag

Options
7 : Surface treatment (DLC. coating, Reformed surface, and Fluoro-coating)
13 : -S3 ⇒ -S3 spec. (○ in the lists: Available)
*1 For "-S3 spec.", the release ring color is dark blue, and the gasket material is FKM+SUS316.
*2 For inch size push-in fitting, the release ring color is white even for "-S3 spec.

Optional items ⇒ P.640 | Pad surface treatment for suction mark-free | Fall Prevention Valve | Swivel Joint for vacuum pad | Filter

RoHS2 (2011/65/EU+EU2015/863) compliant

Holder type	Pad dia. (mm)	Tube O.D. (mm)	Model code	13 -S3 -S3 spec.	Connection config. code	Pad dia. (mm)	Tube O.D. (inch)	Model code	13 -S3 -S3 spec.	Connection config. code
Fixed type, Side port, Push-in fitting, Standard VPB	ø10	ø3	VPB10 5 6 7-3J	—	M4	ø10	ø1/8	VPB10 5 6 7-1/8J	—	M4
		ø4	VPB10 5 6 7-4J 13	○			ø5/32	VPB10 5 6 7-5/32J 13	○	
		ø6	VPB10 5 6 7-6J 13	○			ø1/4	VPB10 5 6 7-1/4J	—	
	ø15	ø3	VPB15 5 6 7-3J	—		ø15	ø1/8	VPB15 5 6 7-1/8J	—	
		ø4	VPB15 5 6 7-4J 13	○			ø5/32	VPB15 5 6 7-5/32J 13	○	
		ø6	VPB15 5 6 7-6J 13	○			ø1/4	VPB15 5 6 7-1/4J	—	
	ø20	ø3	VPB20 5 6 7-3J	—	M6	ø20	ø1/8	VPB20 5 6 7-1/8J	—	M6
		ø4	VPB20 5 6 7-4J 13	○			ø5/32	VPB20 5 6 7-5/32J 13	○	
		ø6	VPB20 5 6 7-6J 13	○			ø1/4	VPB20 5 6 7-1/4J	—	
	ø25	ø3	VPB25 5 6 7-3J	—		ø25	ø1/8	VPB25 5 6 7-1/8J	—	
		ø4	VPB25 5 6 7-4J 13	○			ø5/32	VPB25 5 6 7-5/32J 13	○	
		ø6	VPB25 5 6 7-6J 13	○			ø1/4	VPB25 5 6 7-1/4J	—	
	ø30	ø3	VPB30 5 6 7-3J	—		ø30	ø1/8	VPB30 5 6 7-1/8J	—	
		ø4	VPB30 5 6 7-4J 13	○			ø5/32	VPB30 5 6 7-5/32J 13	○	
		ø6	VPB30 5 6 7-6J 13	○			ø1/4	VPB30 5 6 7-1/4J	—	

Holder type	Pad dia. (mm)	Male thread size	Model code	13 -S3 -S3 spec.	Connection config. code
Fixed type, Side port, Female thread, Standard VPB	ø10	M6×1	VPB10 5 6 7-M6 13	○	M4
	ø15	M6×1	VPB15 5 6 7-M6 13	○	
	ø20	M6×1	VPB20 5 6 7-M6 13	○	M6
	ø25	M6×1	VPB25 5 6 7-M6 13	○	
	ø30	M6×1	VPB30 5 6 7-M6 13	○	

Holder type	Pad dia. (mm)	Tube O.D. (mm)	Model code	13 -S3 -S3 spec.	Connection config. code	Pad dia. (mm)	Tube O.D. (inch)	Model code	13 -S3 -S3 spec.	Connection config. code
Spring type, Top port, Push-in fitting, Mini VPMC Stroke 4mm	ø10	ø3	VPMC10-4 5 6 7-3J	—	M4	ø10	ø1/8	VPMC10-4 5 6 7-1/8J	—	M4
		ø4	VPMC10-4 5 6 7-4J 13	○			ø5/32	VPMC10-4 5 6 7-5/32J 13	○	
	ø15	ø3	VPMC15-4 5 6 7-3J	—		ø15	ø1/8	VPMC15-4 5 6 7-1/8J	—	
		ø4	VPMC15-4 5 6 7-4J 13	○			ø5/32	VPMC15-4 5 6 7-5/32J 13	○	
	ø20	ø3	VPMC20-4 5 6 7-3J	—	M6	ø20	ø1/8	VPMC20-4 5 6 7-1/8J	—	M6
		ø4	VPMC20-4 5 6 7-4J 13	○			ø5/32	VPMC20-4 5 6 7-5/32J 13	○	
	ø25	ø3	VPMC25-4 5 6 7-3J	—		ø25	ø1/8	VPMC25-4 5 6 7-1/8J	—	
		ø4	VPMC25-4 5 6 7-4J 13	○			ø5/32	VPMC25-4 5 6 7-5/32J 13	○	
	ø30	ø3	VPMC30-4 5 6 7-3J	—		ø30	ø1/8	VPMC30-4 5 6 7-1/8J	—	
		ø4	VPMC30-4 5 6 7-4J 13	○			ø5/32	VPMC30-4 5 6 7-5/32J 13	○	

Notes
*1 Barb fitting type holders are also selectable. VPMC holders are also available in Push-in fitting type for tube O.D. of 1.8 mm and 2 mm. Contact us for the details.
*2 Large Suction Flow type is not available on Urethane rubber (U).

CAD data is available at PISCO website.

Packaging specifications
1 pc. /bag

Options
7 : Surface treatment (DLC. coating, Reformed surface, and Fluoro-coating)
13 : -S3 ⇒ -S3 spec. (○ in the lists: Available)
*1 For "-S3 spec.", the release ring color is dark blue, and the gasket material is FKM+SUS316.
*2 For inch size push-in fitting, the release ring color is white even for "-S3 spec.

Optional items ⇒ P.640 | Pad surface treatment for suction mark-free | Fall Prevention Valve | Swivel Joint for vacuum pad | Filter

Vacuum Pad Flat Type/Flat Large Suction Flow Type

RoHS2 (2011/65/EU+EU2015/863) compliant

Holder type	Pad dia. (mm)	Stroke (mm)	Tube O.D. (mm)	Model code	13 -S3 -S3 spec.	Connection config. code
Spring type, Top port, Push-in fitting, Standard VPC	ø10	6	ø3	VPC10-6[5][6][7]-3J[9]	—	M4
			ø4	VPC10-6[5][6][7]-4J[9][13]	○	
			ø6	VPC10-6[5][6][7]-6J[9][13]	○	
		10	ø3	VPC10-10[5][6][7]-3J[9]	—	
			ø4	VPC10-10[5][6][7]-4J[9]	—	
			ø6	VPC10-10[5][6][7]-6J[9]	—	
		15	ø3	VPC10-15[5][6][7]-3J[9]	—	
			ø4	VPC10-15[5][6][7]-4J[9]	—	
			ø6	VPC10-15[5][6][7]-6J[9]	—	
		20	ø3	VPC10-20[5][6][7]-3J[9]	—	
			ø4	VPC10-20[5][6][7]-4J[9]	—	
			ø6	VPC10-20[5][6][7]-6J[9]	—	
	ø15	6	ø3	VPC15-6[5][6][7]-3J[9]	—	
			ø4	VPC15-6[5][6][7]-4J[9][13]	○	
			ø6	VPC15-6[5][6][7]-6J[9][13]	○	
		10	ø3	VPC15-10[5][6][7]-3J[9]	—	
			ø4	VPC15-10[5][6][7]-4J[9]	—	
			ø6	VPC15-10[5][6][7]-6J[9]	—	
		15	ø3	VPC15-15[5][6][7]-3J[9]	—	
			ø4	VPC15-15[5][6][7]-4J[9]	—	
			ø6	VPC15-15[5][6][7]-6J[9]	—	
		20	ø3	VPC15-20[5][6][7]-3J[9]	—	
			ø4	VPC15-20[5][6][7]-4J[9]	—	
			ø6	VPC15-20[5][6][7]-6J[9]	—	
	ø20	6	ø3	VPC20-6[5][6][7]-3J[9]	—	M6
			ø4	VPC20-6[5][6][7]-4J[9][13]	○	
			ø6	VPC20-6[5][6][7]-6J[9][13]	○	
		10	ø3	VPC20-10[5][6][7]-3J[9]	—	
			ø4	VPC20-10[5][6][7]-4J[9]	—	
			ø6	VPC20-10[5][6][7]-6J[9]	—	
		15	ø3	VPC20-15[5][6][7]-3J[9]	—	
			ø4	VPC20-15[5][6][7]-4J[9]	—	
			ø6	VPC20-15[5][6][7]-6J[9]	—	
		20	ø3	VPC20-20[5][6][7]-3J[9]	—	
			ø4	VPC20-20[5][6][7]-4J[9]	—	
			ø6	VPC20-20[5][6][7]-6J[9]	—	
	ø25	6	ø3	VPC25-6[5][6][7]-3J[9]	—	
			ø4	VPC25-6[5][6][7]-4J[9][13]	○	
			ø6	VPC25-6[5][6][7]-6J[9][13]	○	
		10	ø3	VPC25-10[5][6][7]-3J[9]	—	
			ø4	VPC25-10[5][6][7]-4J[9]	—	
			ø6	VPC25-10[5][6][7]-6J[9]	—	
		15	ø3	VPC25-15[5][6][7]-3J[9]	—	
			ø4	VPC25-15[5][6][7]-4J[9]	—	
			ø6	VPC25-15[5][6][7]-6J[9]	—	
		20	ø3	VPC25-20[5][6][7]-3J[9]	—	
			ø4	VPC25-20[5][6][7]-4J[9]	—	
			ø6	VPC25-20[5][6][7]-6J[9]	—	
	ø30	6	ø3	VPC30-6[5][6][7]-3J[9]	—	
			ø4	VPC30-6[5][6][7]-4J[9][13]	○	
			ø6	VPC30-6[5][6][7]-6J[9][13]	○	
		10	ø3	VPC30-10[5][6][7]-3J[9]	—	
			ø4	VPC30-10[5][6][7]-4J[9]	—	
			ø6	VPC30-10[5][6][7]-6J[9]	—	
		15	ø3	VPC30-15[5][6][7]-3J[9]	—	
			ø4	VPC30-15[5][6][7]-4J[9]	—	
			ø6	VPC30-15[5][6][7]-6J[9]	—	
		20	ø3	VPC30-20[5][6][7]-3J[9]	—	
			ø4	VPC30-20[5][6][7]-4J[9]	—	
			ø6	VPC30-20[5][6][7]-6J[9]	—	

Pad dia. (mm)	Stroke (mm)	Tube O.D. (inch)	Model code	13 -S3 -S3 spec.	Connection config. code
ø10	6	ø1/8	VPC10-6[5][6][7]-1/8J[9]	—	M4
		ø5/32	VPC10-6[5][6][7]-5/32J[9][13]	○	
		ø1/4	VPC10-6[5][6][7]-1/4J[9]	—	
	10	ø1/8	VPC10-10[5][6][7]-1/8J[9]	—	
		ø5/32	VPC10-10[5][6][7]-5/32J[9]	—	
		ø1/4	VPC10-10[5][6][7]-1/4J[9]	—	
	15	ø1/8	VPC10-15[5][6][7]-1/8J[9]	—	
		ø5/32	VPC10-15[5][6][7]-5/32J[9]	—	
		ø1/4	VPC10-15[5][6][7]-1/4J[9]	—	
	20	ø1/8	VPC10-20[5][6][7]-1/8J[9]	—	
		ø5/32	VPC10-20[5][6][7]-5/32J[9]	—	
		ø1/4	VPC10-20[5][6][7]-1/4J[9]	—	
ø15	6	ø1/8	VPC15-6[5][6][7]-1/8J[9]	—	
		ø5/32	VPC15-6[5][6][7]-5/32J[9][13]	○	
		ø1/4	VPC15-6[5][6][7]-1/4J[9]	—	
	10	ø1/8	VPC15-10[5][6][7]-1/8J[9]	—	
		ø5/32	VPC15-10[5][6][7]-5/32J[9]	—	
		ø1/4	VPC15-10[5][6][7]-1/4J[9]	—	
	15	ø1/8	VPC15-15[5][6][7]-1/8J[9]	—	
		ø5/32	VPC15-15[5][6][7]-5/32J[9]	—	
		ø1/4	VPC15-15[5][6][7]-1/4J[9]	—	
	20	ø1/8	VPC15-20[5][6][7]-1/8J[9]	—	
		ø5/32	VPC15-20[5][6][7]-5/32J[9]	—	
		ø1/4	VPC15-20[5][6][7]-1/4J[9]	—	
ø20	6	ø1/8	VPC20-6[5][6][7]-1/8J[9]	—	M6
		ø5/32	VPC20-6[5][6][7]-5/32J[9][13]	○	
		ø1/4	VPC20-6[5][6][7]-1/4J[9]	—	
	10	ø1/8	VPC20-10[5][6][7]-1/8J[9]	—	
		ø5/32	VPC20-10[5][6][7]-5/32J[9]	—	
		ø1/4	VPC20-10[5][6][7]-1/4J[9]	—	
	15	ø1/8	VPC20-15[5][6][7]-1/8J[9]	—	
		ø5/32	VPC20-15[5][6][7]-5/32J[9]	—	
		ø1/4	VPC20-15[5][6][7]-1/4J[9]	—	
	20	ø1/8	VPC20-20[5][6][7]-1/8J[9]	—	
		ø5/32	VPC20-20[5][6][7]-5/32J[9]	—	
		ø1/4	VPC20-20[5][6][7]-1/4J[9]	—	
ø25	6	ø1/8	VPC25-6[5][6][7]-1/8J[9]	—	
		ø5/32	VPC25-6[5][6][7]-5/32J[9][13]	○	
		ø1/4	VPC25-6[5][6][7]-1/4J[9]	—	
	10	ø1/8	VPC25-10[5][6][7]-1/8J[9]	—	
		ø5/32	VPC25-10[5][6][7]-5/32J[9]	—	
		ø1/4	VPC25-10[5][6][7]-1/4J[9]	—	
	15	ø1/8	VPC25-15[5][6][7]-1/8J[9]	—	
		ø5/32	VPC25-15[5][6][7]-5/32J[9]	—	
		ø1/4	VPC25-15[5][6][7]-1/4J[9]	—	
	20	ø1/8	VPC25-20[5][6][7]-1/8J[9]	—	
		ø5/32	VPC25-20[5][6][7]-5/32J[9]	—	
		ø1/4	VPC25-20[5][6][7]-1/4J[9]	—	
ø30	6	ø1/8	VPC30-6[5][6][7]-1/8J[9]	—	
		ø5/32	VPC30-6[5][6][7]-5/32J[9][13]	○	
		ø1/4	VPC30-6[5][6][7]-1/4J[9]	—	
	10	ø1/8	VPC30-10[5][6][7]-1/8J[9]	—	
		ø5/32	VPC30-10[5][6][7]-5/32J[9]	—	
		ø1/4	VPC30-10[5][6][7]-1/4J[9]	—	
	15	ø1/8	VPC30-15[5][6][7]-1/8J[9]	—	
		ø5/32	VPC30-15[5][6][7]-5/32J[9]	—	
		ø1/4	VPC30-15[5][6][7]-1/4J[9]	—	
	20	ø1/8	VPC30-20[5][6][7]-1/8J[9]	—	
		ø5/32	VPC30-20[5][6][7]-5/32J[9]	—	
		ø1/4	VPC30-20[5][6][7]-1/4J[9]	—	

RoHS2 (2011/65/EU+EU2015/863) compliant

Holder type	Pad dia. (mm)	Stroke (mm)	Male thread size	Model code	13 -S3 -S3 spec.	Connection config. code
Spring type, Top port, Female thread, Standard VPC	ø10	6	M6×1	VPC10-6[5][6][7]-M6[9][13]	○	M4
		10		VPC10-10[5][6][7]-M6[9]	—	
		15		VPC10-15[5][6][7]-M6[9]	—	
		20		VPC10-20[5][6][7]-M6[9]	—	
	ø15	6	M6×1	VPC15-6[5][6][7]-M6[9][13]	○	
		10		VPC15-10[5][6][7]-M6[9]	—	
		15		VPC15-15[5][6][7]-M6[9]	—	
		20		VPC15-20[5][6][7]-M6[9]	—	
	ø20	6	M6×1	VPC20-6[5][6][7]-M6[9][13]	○	M6
		10		VPC20-10[5][6][7]-M6[9]	—	
		15		VPC20-15[5][6][7]-M6[9]	—	
		20		VPC20-20[5][6][7]-M6[9]	—	
	ø25	6	M6×1	VPC25-6[5][6][7]-M6[9][13]	○	
		10		VPC25-10[5][6][7]-M6[9]	—	
		15		VPC25-15[5][6][7]-M6[9]	—	
		20		VPC25-20[5][6][7]-M6[9]	—	
	ø30	6	M6×1	VPC30-6[5][6][7]-M6[9][13]	○	
		10		VPC30-10[5][6][7]-M6[9]	—	
		15		VPC30-15[5][6][7]-M6[9]	—	
		20		VPC30-20[5][6][7]-M6[9]	—	

Notes
*1 Barb fitting type holders are also selectable. Contact us for the details.
*2 Large Suction Flow type is not available on Urethane rubber (U).

CAD data is available at PISCO website.

Packaging specifications
1 pc. /bag

Options
7 : Surface treatment (DLC. coating, Reformed surface, and Fluoro-coating)
9 : -DC ⇒ Holder with dust catcher
13 : -S3 ⇒ -S3 spec. (○ in the lists: Available)
*1 For "-S3 spec.", the release ring color is dark blue, and the gasket material is FKM+SUS316.
*2 For inch size push-in fitting, the release ring color is white even for "-S3 spec.

Optional items ⇒ P.640
Pad surface treatment for suction mark-free
Dust Catcher (VPC)
Fall Prevention Valve
Swivel Joint for vacuum pad
Filter

Vacuum Pad Flat Type/Flat Large Suction Flow Type

RoHS2 (2011/65/EU+EU2015/863) compliant

Holder type	Pad dia. (mm)	Stroke (mm)	Tube O.D. (mm)	Model code	Connection config. code	Pad dia. (mm)	Stroke (mm)	Tube O.D. (inch)	Model code	Connection config. code
Spring type, Top port, Push-in fitting, No cover VPOC	ø10	20	ø3	VPOC10-20[5][6][7]-3J	M4	ø10	20	ø1/8	VPOC10-20[5][6][7]-1/8J	M4
			ø4	VPOC10-20[5][6][7]-4J				ø5/32	VPOC10-20[5][6][7]-5/32J	
			ø6	VPOC10-20[5][6][7]-6J				ø1/4	VPOC10-20[5][6][7]-1/4J	
		30	ø3	VPOC10-30[5][6][7]-3J			30	ø1/8	VPOC10-30[5][6][7]-1/8J	
			ø4	VPOC10-30[5][6][7]-4J				ø5/32	VPOC10-30[5][6][7]-5/32J	
			ø6	VPOC10-30[5][6][7]-6J				ø1/4	VPOC10-30[5][6][7]-1/4J	
		40	ø3	VPOC10-40[5][6][7]-3J			40	ø1/8	VPOC10-40[5][6][7]-1/8J	
			ø4	VPOC10-40[5][6][7]-4J				ø5/32	VPOC10-40[5][6][7]-5/32J	
			ø6	VPOC10-40[5][6][7]-6J				ø1/4	VPOC10-40[5][6][7]-1/4J	
		50	ø3	VPOC10-50[5][6][7]-3J			50	ø1/8	VPOC10-50[5][6][7]-1/8J	
			ø4	VPOC10-50[5][6][7]-4J				ø5/32	VPOC10-50[5][6][7]-5/32J	
			ø6	VPOC10-50[5][6][7]-6J				ø1/4	VPOC10-50[5][6][7]-1/4J	
	ø15	20	ø3	VPOC15-20[5][6][7]-3J		ø15	20	ø1/8	VPOC15-20[5][6][7]-1/8J	
			ø4	VPOC15-20[5][6][7]-4J				ø5/32	VPOC15-20[5][6][7]-5/32J	
			ø6	VPOC15-20[5][6][7]-6J				ø1/4	VPOC15-20[5][6][7]-1/4J	
		30	ø3	VPOC15-30[5][6][7]-3J			30	ø1/8	VPOC15-30[5][6][7]-1/8J	
			ø4	VPOC15-30[5][6][7]-4J				ø5/32	VPOC15-30[5][6][7]-5/32J	
			ø6	VPOC15-30[5][6][7]-6J				ø1/4	VPOC15-30[5][6][7]-1/4J	
		40	ø3	VPOC15-40[5][6][7]-3J			40	ø1/8	VPOC15-40[5][6][7]-1/8J	
			ø4	VPOC15-40[5][6][7]-4J				ø5/32	VPOC15-40[5][6][7]-5/32J	
			ø6	VPOC15-40[5][6][7]-6J				ø1/4	VPOC15-40[5][6][7]-1/4J	
		50	ø3	VPOC15-50[5][6][7]-3J			50	ø1/8	VPOC15-50[5][6][7]-1/8J	
			ø4	VPOC15-50[5][6][7]-4J				ø5/32	VPOC15-50[5][6][7]-5/32J	
			ø6	VPOC15-50[5][6][7]-6J				ø1/4	VPOC15-50[5][6][7]-1/4J	
	ø20	20	ø3	VPOC20-20[5][6][7]-3J	M6	ø20	20	ø1/8	VPOC20-20[5][6][7]-1/8J	M6
			ø4	VPOC20-20[5][6][7]-4J				ø5/32	VPOC20-20[5][6][7]-5/32J	
			ø6	VPOC20-20[5][6][7]-6J				ø1/4	VPOC20-20[5][6][7]-1/4J	
		30	ø3	VPOC20-30[5][6][7]-3J			30	ø1/8	VPOC20-30[5][6][7]-1/8J	
			ø4	VPOC20-30[5][6][7]-4J				ø5/32	VPOC20-30[5][6][7]-5/32J	
			ø6	VPOC20-30[5][6][7]-6J				ø1/4	VPOC20-30[5][6][7]-1/4J	
		40	ø3	VPOC20-40[5][6][7]-3J			40	ø1/8	VPOC20-40[5][6][7]-1/8J	
			ø4	VPOC20-40[5][6][7]-4J				ø5/32	VPOC20-40[5][6][7]-5/32J	
			ø6	VPOC20-40[5][6][7]-6J				ø1/4	VPOC20-40[5][6][7]-1/4J	
		50	ø3	VPOC20-50[5][6][7]-3J			50	ø1/8	VPOC20-50[5][6][7]-1/8J	
			ø4	VPOC20-50[5][6][7]-4J				ø5/32	VPOC20-50[5][6][7]-5/32J	
			ø6	VPOC20-50[5][6][7]-6J				ø1/4	VPOC20-50[5][6][7]-1/4J	
	ø25	20	ø3	VPOC25-20[5][6][7]-3J		ø25	20	ø1/8	VPOC25-20[5][6][7]-1/8J	
			ø4	VPOC25-20[5][6][7]-4J				ø5/32	VPOC25-20[5][6][7]-5/32J	
			ø6	VPOC25-20[5][6][7]-6J				ø1/4	VPOC25-20[5][6][7]-1/4J	
		30	ø3	VPOC25-30[5][6][7]-3J			30	ø1/8	VPOC25-30[5][6][7]-1/8J	
			ø4	VPOC25-30[5][6][7]-4J				ø5/32	VPOC25-30[5][6][7]-5/32J	
			ø6	VPOC25-30[5][6][7]-6J				ø1/4	VPOC25-30[5][6][7]-1/4J	
		40	ø3	VPOC25-40[5][6][7]-3J			40	ø1/8	VPOC25-40[5][6][7]-1/8J	
			ø4	VPOC25-40[5][6][7]-4J				ø5/32	VPOC25-40[5][6][7]-5/32J	
			ø6	VPOC25-40[5][6][7]-6J				ø1/4	VPOC25-40[5][6][7]-1/4J	
		50	ø3	VPOC25-50[5][6][7]-3J			50	ø1/8	VPOC25-50[5][6][7]-1/8J	
			ø4	VPOC25-50[5][6][7]-4J				ø5/32	VPOC25-50[5][6][7]-5/32J	
			ø6	VPOC25-50[5][6][7]-6J				ø1/4	VPOC25-50[5][6][7]-1/4J	
	ø30	20	ø3	VPOC30-20[5][6][7]-3J		ø30	20	ø1/8	VPOC30-20[5][6][7]-1/8J	
			ø4	VPOC30-20[5][6][7]-4J				ø5/32	VPOC30-20[5][6][7]-5/32J	
			ø6	VPOC30-20[5][6][7]-6J				ø1/4	VPOC30-20[5][6][7]-1/4J	
		30	ø3	VPOC30-30[5][6][7]-3J			30	ø1/8	VPOC30-30[5][6][7]-1/8J	
			ø4	VPOC30-30[5][6][7]-4J				ø5/32	VPOC30-30[5][6][7]-5/32J	
			ø6	VPOC30-30[5][6][7]-6J				ø1/4	VPOC30-30[5][6][7]-1/4J	
		40	ø3	VPOC30-40[5][6][7]-3J			40	ø1/8	VPOC30-40[5][6][7]-1/8J	
			ø4	VPOC30-40[5][6][7]-4J				ø5/32	VPOC30-40[5][6][7]-5/32J	
			ø6	VPOC30-40[5][6][7]-6J				ø1/4	VPOC30-40[5][6][7]-1/4J	
		50	ø3	VPOC30-50[5][6][7]-3J			50	ø1/8	VPOC30-50[5][6][7]-1/8J	
			ø4	VPOC30-50[5][6][7]-4J				ø5/32	VPOC30-50[5][6][7]-5/32J	
			ø6	VPOC30-50[5][6][7]-6J				ø1/4	VPOC30-50[5][6][7]-1/4J	

RoHS2 (2011/65/EU+EU2015/863) compliant

Holder type	Pad dia. (mm)	Stroke (mm)	Male thread size	Model code	Connection config. code
Spring type, Top port, Female thread, No cover VPOC	ø10	20	M6×1	VPOC10-20[5][6][7]-M6	M4
		30		VPOC10-30[5][6][7]-M6	
		40		VPOC10-40[5][6][7]-M6	
		50		VPOC10-50[5][6][7]-M6	
	ø15	20	M6×1	VPOC15-20[5][6][7]-M6	
		30		VPOC15-30[5][6][7]-M6	
		40		VPOC15-40[5][6][7]-M6	
		50		VPOC15-50[5][6][7]-M6	
	ø20	20	M6×1	VPOC20-20[5][6][7]-M6	M6
		30		VPOC20-30[5][6][7]-M6	
		40		VPOC20-40[5][6][7]-M6	
		50		VPOC20-50[5][6][7]-M6	
	ø25	20	M6×1	VPOC25-20[5][6][7]-M6	
		30		VPOC25-30[5][6][7]-M6	
		40		VPOC25-40[5][6][7]-M6	
		50		VPOC25-50[5][6][7]-M6	
	ø30	20	M6×1	VPOC30-20[5][6][7]-M6	
		30		VPOC30-30[5][6][7]-M6	
		40		VPOC30-40[5][6][7]-M6	
		50		VPOC30-50[5][6][7]-M6	

Notes
*1 Barb fitting type holders are also selectable. Contact us for the details.
*2 Large Suction Flow type is not available on Urethane rubber (U).

CAD data is available at PISCO website.

Packaging specifications
1 pc. /bag

Options
[7] : Surface treatment (DLC. coating, Reformed surface, and Fluoro-coating)

Optional items ⇒ P.640	Pad surface treatment for suction mark-free	Fall Prevention Valve	Swivel Joint for vacuum pad	Filter

Vacuum Pad Flat Type/Flat Large Suction Flow Type

RoHS2 (2011/65/EU+EU2015/863) compliant

Holder type	Pad dia. (mm)	Stroke (mm)	Tube O.D. (mm)	Model code	Connection config. code	Pad dia. (mm)	Stroke (mm)	Tube O.D. (inch)	Model code	Connection config. code
Spring type, Top port, Push-in fitting, Low dust emission VPLFC	ø10	2	ø3	VPLFC10-2[5][6][7]-3J	M4	ø10	2	ø1/8	VPLFC10-2[5][6][7]-1/8J	M4
			ø4	VPLFC10-2[5][6][7]-4J				ø5/32	VPLFC10-2[5][6][7]-5/32J	
		5	ø3	VPLFC10-5[5][6][7]-3J[9]			5	ø1/8	VPLFC10-5[5][6][7]-1/8J[9]	
			ø4	VPLFC10-5[5][6][7]-4J[9]				ø5/32	VPLFC10-5[5][6][7]-5/32J[9]	
		10	ø3	VPLFC10-10[5][6][7]-3J[9]			10	ø1/8	VPLFC10-10[5][6][7]-1/8J[9]	
			ø4	VPLFC10-10[5][6][7]-4J[9]				ø5/32	VPLFC10-10[5][6][7]-5/32J[9]	
		15	ø3	VPLFC10-15[5][6][7]-3J[9]			15	ø1/8	VPLFC10-15[5][6][7]-1/8J[9]	
			ø4	VPLFC10-15[5][6][7]-4J[9]				ø5/32	VPLFC10-15[5][6][7]-5/32J[9]	
		20	ø3	VPLFC10-20[5][6][7]-3J[9]			20	ø1/8	VPLFC10-20[5][6][7]-1/8J[9]	
			ø4	VPLFC10-20[5][6][7]-4J[9]				ø5/32	VPLFC10-20[5][6][7]-5/32J[9]	
	ø15	2	ø3	VPLFC15-2[5][6][7]-3J		ø15	2	ø1/8	VPLFC15-2[5][6][7]-1/8J	
			ø4	VPLFC15-2[5][6][7]-4J				ø5/32	VPLFC15-2[5][6][7]-5/32J	
		5	ø3	VPLFC15-5[5][6][7]-3J[9]			5	ø1/8	VPLFC15-5[5][6][7]-1/8J[9]	
			ø4	VPLFC15-5[5][6][7]-4J[9]				ø5/32	VPLFC15-5[5][6][7]-5/32J[9]	
		10	ø3	VPLFC15-10[5][6][7]-3J[9]			10	ø1/8	VPLFC15-10[5][6][7]-1/8J[9]	
			ø4	VPLFC15-10[5][6][7]-4J[9]				ø5/32	VPLFC15-10[5][6][7]-5/32J[9]	
		15	ø3	VPLFC15-15[5][6][7]-3J[9]			15	ø1/8	VPLFC15-15[5][6][7]-1/8J[9]	
			ø4	VPLFC15-15[5][6][7]-4J[9]				ø5/32	VPLFC15-15[5][6][7]-5/32J[9]	
		20	ø3	VPLFC15-20[5][6][7]-3J[9]			20	ø1/8	VPLFC15-20[5][6][7]-1/8J[9]	
			ø4	VPLFC15-20[5][6][7]-4J[9]				ø5/32	VPLFC15-20[5][6][7]-5/32J[9]	
	ø20	5	ø3	VPLFC20-5[5][6][7]-3J[9]	M6	ø20	5	ø1/8	VPLFC20-5[5][6][7]-1/8J[9]	M6
			ø4	VPLFC20-5[5][6][7]-4J[9]				ø5/32	VPLFC20-5[5][6][7]-5/32J[9]	
			ø6	VPLFC20-5[5][6][7]-6J[9]				ø1/4	VPLFC20-5[5][6][7]-1/4J[9]	
		10	ø3	VPLFC20-10[5][6][7]-3J[9]			10	ø1/8	VPLFC20-10[5][6][7]-1/8J[9]	
			ø4	VPLFC20-10[5][6][7]-4J[9]				ø5/32	VPLFC20-10[5][6][7]-5/32J[9]	
			ø6	VPLFC20-10[5][6][7]-6J[9]				ø1/4	VPLFC20-10[5][6][7]-1/4J[9]	
		15	ø3	VPLFC20-15[5][6][7]-3J[9]			15	ø1/8	VPLFC20-15[5][6][7]-1/8J[9]	
			ø4	VPLFC20-15[5][6][7]-4J[9]				ø5/32	VPLFC20-15[5][6][7]-5/32J[9]	
			ø6	VPLFC20-15[5][6][7]-6J[9]				ø1/4	VPLFC20-15[5][6][7]-1/4J[9]	
		20	ø3	VPLFC20-20[5][6][7]-3J[9]			20	ø1/8	VPLFC20-20[5][6][7]-1/8J[9]	
			ø4	VPLFC20-20[5][6][7]-4J[9]				ø5/32	VPLFC20-20[5][6][7]-5/32J[9]	
			ø6	VPLFC20-20[5][6][7]-6J[9]				ø1/4	VPLFC20-20[5][6][7]-1/4J[9]	
	ø25	5	ø3	VPLFC25-5[5][6][7]-3J[9]		ø25	5	ø1/8	VPLFC25-5[5][6][7]-1/8J[9]	
			ø4	VPLFC25-5[5][6][7]-4J[9]				ø5/32	VPLFC25-5[5][6][7]-5/32J[9]	
			ø6	VPLFC25-5[5][6][7]-6J[9]				ø1/4	VPLFC25-5[5][6][7]-1/4J[9]	
		10	ø3	VPLFC25-10[5][6][7]-3J[9]			10	ø1/8	VPLFC25-10[5][6][7]-1/8J[9]	
			ø4	VPLFC25-10[5][6][7]-4J[9]				ø5/32	VPLFC25-10[5][6][7]-5/32J[9]	
			ø6	VPLFC25-10[5][6][7]-6J[9]				ø1/4	VPLFC25-10[5][6][7]-1/4J[9]	
		15	ø3	VPLFC25-15[5][6][7]-3J[9]			15	ø1/8	VPLFC25-15[5][6][7]-1/8J[9]	
			ø4	VPLFC25-15[5][6][7]-4J[9]				ø5/32	VPLFC25-15[5][6][7]-5/32J[9]	
			ø6	VPLFC25-15[5][6][7]-6J[9]				ø1/4	VPLFC25-15[5][6][7]-1/4J[9]	
		20	ø3	VPLFC25-20[5][6][7]-3J[9]			20	ø1/8	VPLFC25-20[5][6][7]-1/8J[9]	
			ø4	VPLFC25-20[5][6][7]-4J[9]				ø5/32	VPLFC25-20[5][6][7]-5/32J[9]	
			ø6	VPLFC25-20[5][6][7]-6J[9]				ø1/4	VPLFC25-20[5][6][7]-1/4J[9]	
	ø30	5	ø3	VPLFC30-5[5][6][7]-3J[9]		ø30	5	ø1/8	VPLFC30-5[5][6][7]-1/8J[9]	
			ø4	VPLFC30-5[5][6][7]-4J[9]				ø5/32	VPLFC30-5[5][6][7]-5/32J[9]	
			ø6	VPLFC30-5[5][6][7]-6J[9]				ø1/4	VPLFC30-5[5][6][7]-1/4J[9]	
		10	ø3	VPLFC30-10[5][6][7]-3J[9]			10	ø1/8	VPLFC30-10[5][6][7]-1/8J[9]	
			ø4	VPLFC30-10[5][6][7]-4J[9]				ø5/32	VPLFC30-10[5][6][7]-5/32J[9]	
			ø6	VPLFC30-10[5][6][7]-6J[9]				ø1/4	VPLFC30-10[5][6][7]-1/4J[9]	
		15	ø3	VPLFC30-15[5][6][7]-3J[9]			15	ø1/8	VPLFC30-15[5][6][7]-1/8J[9]	
			ø4	VPLFC30-15[5][6][7]-4J[9]				ø5/32	VPLFC30-15[5][6][7]-5/32J[9]	
			ø6	VPLFC30-15[5][6][7]-6J[9]				ø1/4	VPLFC30-15[5][6][7]-1/4J[9]	
		20	ø3	VPLFC30-20[5][6][7]-3J[9]			20	ø1/8	VPLFC30-20[5][6][7]-1/8J[9]	
			ø4	VPLFC30-20[5][6][7]-4J[9]				ø5/32	VPLFC30-20[5][6][7]-5/32J[9]	
			ø6	VPLFC30-20[5][6][7]-6J[9]				ø1/4	VPLFC30-20[5][6][7]-1/4J[9]	

Notes
*1 Barb fitting type holders are also selectable. Contact us for the details.
*2 Large Suction Flow type is not available on Urethane rubber (U).

Packaging specifications
1 pc. /bag

Options
[7] : Surface treatment (DLC. coating, Reformed surface, and Fluoro-coating)
[9] : -SF1/4 ⇒ Spring load 1/4

Optional items ⇒ P.640
Pad surface treatment for suction mark-free
Fall Prevention Valve
Swivel Joint for vacuum pad
Filter

RoHS2 (2011/65/EU+EU2015/863) compliant

Holder type	Pad dia. (mm)	Stroke (mm)	Male thread size	Model code	Connection config. code
Spring type, Top port, Female thread, Low dust emission VPLFC	ø10	2	M5×0.8	VPLFC10-2[5][6][7]-M5	M4
		5	M5×0.8	VPLFC10-5[5][6][7]-M5[9]	
		10	M5×0.8	VPLFC10-10[5][6][7]-M5[9]	
		15	M5×0.8	VPLFC10-15[5][6][7]-M5[9]	
		20	M5×0.8	VPLFC10-20[5][6][7]-M5[9]	
	ø15	2	M5×0.8	VPLFC15-2[5][6][7]-M5	
		5	M5×0.8	VPLFC15-5[5][6][7]-M5[9]	
		10	M5×0.8	VPLFC15-10[5][6][7]-M5[9]	
		15	M5×0.8	VPLFC15-15[5][6][7]-M5[9]	
		20	M5×0.8	VPLFC15-20[5][6][7]-M5[9]	
	ø20	5	M6×1	VPLFC20-5[5][6][7]-M6[9]	M6
		10	M6×1	VPLFC20-10[5][6][7]-M6[9]	
		15	M6×1	VPLFC20-15[5][6][7]-M6[9]	
		20	M6×1	VPLFC20-20[5][6][7]-M6[9]	
	ø25	5	M6×1	VPLFC25-5[5][6][7]-M6[9]	
		10	M6×1	VPLFC25-10[5][6][7]-M6[9]	
		15	M6×1	VPLFC25-15[5][6][7]-M6[9]	
		20	M6×1	VPLFC25-20[5][6][7]-M6[9]	
	ø30	5	M6×1	VPLFC30-5[5][6][7]-M6[9]	
		10	M6×1	VPLFC30-10[5][6][7]-M6[9]	
		15	M6×1	VPLFC30-15[5][6][7]-M6[9]	
		20	M6×1	VPLFC30-20[5][6][7]-M6[9]	

Holder type	Pad dia. (mm)	Tube O.D. (mm)	Model code	[13] -S3 -S3 spec.	Connection config. code	Pad dia. (mm)	Tube O.D. (inch)	Model code	[13] -S3 -S3 spec.	Connection config. code
Spring type, Side port, Push-in fitting, Mini VPMD Stroke 4mm	ø10	ø3	VPMD10-4[5][6][7]-3J	—	M4	ø10	ø1/8	VPMD10-4[5][6][7]-1/8J	—	M4
		ø4	VPMD10-4[5][6][7]-4J[13]	○			ø5/32	VPMD10-4[5][6][7]-5/32J[13]	○	
		ø6	VPMD10-4[5][6][7]-6J[13]	○			ø1/4	VPMD10-4[5][6][7]-1/4J	—	
	ø15	ø3	VPMD15-4[5][6][7]-3J	—		ø15	ø1/8	VPMD15-4[5][6][7]-1/8J	—	
		ø4	VPMD15-4[5][6][7]-4J[13]	○			ø5/32	VPMD15-4[5][6][7]-5/32J[13]	○	
		ø6	VPMD15-4[5][6][7]-6J[13]	○			ø1/4	VPMD15-4[5][6][7]-1/4J	—	
	ø20	ø3	VPMD20-4[5][6][7]-3J	—	M6	ø20	ø1/8	VPMD20-4[5][6][7]-1/8J	—	M6
		ø4	VPMD20-4[5][6][7]-4J[13]	○			ø5/32	VPMD20-4[5][6][7]-5/32J[13]	○	
		ø6	VPMD20-4[5][6][7]-6J[13]	○			ø1/4	VPMD20-4[5][6][7]-1/4J	—	
	ø25	ø3	VPMD25-4[5][6][7]-3J	—		ø25	ø1/8	VPMD25-4[5][6][7]-1/8J	—	
		ø4	VPMD25-4[5][6][7]-4J[13]	○			ø5/32	VPMD25-4[5][6][7]-5/32J[13]	○	
		ø6	VPMD25-4[5][6][7]-6J[13]	○			ø1/4	VPMD25-4[5][6][7]-1/4J	—	
	ø30	ø3	VPMD30-4[5][6][7]-3J	—		ø30	ø1/8	VPMD30-4[5][6][7]-1/8J	—	
		ø4	VPMD30-4[5][6][7]-4J[13]	○			ø5/32	VPMD30-4[5][6][7]-5/32J[13]	○	
		ø6	VPMD30-4[5][6][7]-6J[13]	○			ø1/4	VPMD30-4[5][6][7]-1/4J	—	

Holder type	Pad dia. (mm)	Male thread size	Model code	[13] -S3 -S3 spec.	Connection config. code
Spring type, Side port, Female thread, Mini VPMD Stroke 4mm	ø10	M5×0.8	VPMD10-4[5][6][7]-M5[13]	○	M4
	ø15	M5×0.8	VPMD15-4[5][6][7]-M5[13]	○	
	ø20	M5×0.8	VPMD20-4[5][6][7]-M5[13]	○	M6
	ø25	M5×0.8	VPMD25-4[5][6][7]-M5[13]	○	
	ø30	M5×0.8	VPMD30-4[5][6][7]-M5[13]	○	

Notes
*1 Barb fitting type holders are also selectable. VPMD holders are also available in Push-in fitting type for tube O.D. of 1.8 mm and 2 mm. Contact us for the details.
*2 Large Suction Flow type is not available on Urethane rubber (U).

CAD data is available at PISCO website.

Packaging specifications
1 pc. /bag

Options
[7] : Surface treatment (DLC. coating, Reformed surface, and Fluoro-coating)
[9] : -SF1/4 ⇒ Spring load 1/4
[13] : -S3 ⇒ -S3 spec. (○ in the lists: Available)
*1 For "-S3 spec.", the release ring color is dark blue, and the gasket material is FKM+SUS316.
*2 For inch size push-in fitting, the release ring color is white even for "-S3 spec."

Vacuum Pad Flat Type/Flat Large Suction Flow Type

RoHS2 (2011/65/EU+EU2015/863) compliant

Holder type	Pad dia. (mm)	Stroke (mm)	Tube O.D. (mm)	Model code	13 -S3 -S3 spec.	Connection config. code
Spring type, Side port, Push-in fitting, Standard VPD	ø10	6	ø3	VPD10-6[5][6][7]-3J[9]	—	M4
			ø4	VPD10-6[5][6][7]-4J[9][13]	○	
			ø6	VPD10-6[5][6][7]-6J[9][13]	○	
		10	ø3	VPD10-10[5][6][7]-3J[9]	—	
			ø4	VPD10-10[5][6][7]-4J[9]	—	
			ø6	VPD10-10[5][6][7]-6J[9]	—	
		15	ø3	VPD10-15[5][6][7]-3J[9]	—	
			ø4	VPD10-15[5][6][7]-4J[9]	—	
			ø6	VPD10-15[5][6][7]-6J[9]	—	
		20	ø3	VPD10-20[5][6][7]-3J[9]	—	
			ø4	VPD10-20[5][6][7]-4J[9]	—	
			ø6	VPD10-20[5][6][7]-6J[9]	—	
	ø15	6	ø3	VPD15-6[5][6][7]-3J[9]	—	
			ø4	VPD15-6[5][6][7]-4J[9][13]	○	
			ø6	VPD15-6[5][6][7]-6J[9][13]	○	
		10	ø3	VPD15-10[5][6][7]-3J[9]	—	
			ø4	VPD15-10[5][6][7]-4J[9]	—	
			ø6	VPD15-10[5][6][7]-6J[9]	—	
		15	ø3	VPD15-15[5][6][7]-3J[9]	—	
			ø4	VPD15-15[5][6][7]-4J[9]	—	
			ø6	VPD15-15[5][6][7]-6J[9]	—	
		20	ø3	VPD15-20[5][6][7]-3J[9]	—	
			ø4	VPD15-20[5][6][7]-4J[9]	—	
			ø6	VPD15-20[5][6][7]-6J[9]	—	
	ø20	6	ø3	VPD20-6[5][6][7]-3J[9]	—	M6
			ø4	VPD20-6[5][6][7]-4J[9][13]	○	
			ø6	VPD20-6[5][6][7]-6J[9][13]	○	
		10	ø3	VPD20-10[5][6][7]-3J[9]	—	
			ø4	VPD20-10[5][6][7]-4J[9]	—	
			ø6	VPD20-10[5][6][7]-6J[9]	—	
		15	ø3	VPD20-15[5][6][7]-3J[9]	—	
			ø4	VPD20-15[5][6][7]-4J[9]	—	
			ø6	VPD20-15[5][6][7]-6J[9]	—	
		20	ø3	VPD20-20[5][6][7]-3J[9]	—	
			ø4	VPD20-20[5][6][7]-4J[9]	—	
			ø6	VPD20-20[5][6][7]-6J[9]	—	
	ø25	6	ø3	VPD25-6[5][6][7]-3J[9]	—	
			ø4	VPD25-6[5][6][7]-4J[9][13]	○	
			ø6	VPD25-6[5][6][7]-6J[9][13]	○	
		10	ø3	VPD25-10[5][6][7]-3J[9]	—	
			ø4	VPD25-10[5][6][7]-4J[9]	—	
			ø6	VPD25-10[5][6][7]-6J[9]	—	
		15	ø3	VPD25-15[5][6][7]-3J[9]	—	
			ø4	VPD25-15[5][6][7]-4J[9]	—	
			ø6	VPD25-15[5][6][7]-6J[9]	—	
		20	ø3	VPD25-20[5][6][7]-3J[9]	—	
			ø4	VPD25-20[5][6][7]-4J[9]	—	
			ø6	VPD25-20[5][6][7]-6J[9]	—	
	ø30	6	ø3	VPD30-6[5][6][7]-3J[9]	—	
			ø4	VPD30-6[5][6][7]-4J[9][13]	○	
			ø6	VPD30-6[5][6][7]-6J[9][13]	○	
		10	ø3	VPD30-10[5][6][7]-3J[9]	—	
			ø4	VPD30-10[5][6][7]-4J[9]	—	
			ø6	VPD30-10[5][6][7]-6J[9]	—	
		15	ø3	VPD30-15[5][6][7]-3J[9]	—	
			ø4	VPD30-15[5][6][7]-4J[9]	—	
			ø6	VPD30-15[5][6][7]-6J[9]	—	
		20	ø3	VPD30-20[5][6][7]-3J[9]	—	
			ø4	VPD30-20[5][6][7]-4J[9]	—	
			ø6	VPD30-20[5][6][7]-6J[9]	—	

Holder type	Pad dia. (mm)	Stroke (mm)	Tube O.D. (inch)	Model code	13 -S3 -S3 spec.	Connection config. code
	ø10	6	ø1/8	VPD10-6[5][6][7]-1/8J[9]	—	M4
			ø5/32	VPD10-6[5][6][7]-5/32J[9][13]	○	
			ø1/4	VPD10-6[5][6][7]-1/4J[9]	—	
		10	ø1/8	VPD10-10[5][6][7]-1/8J[9]	—	
			ø5/32	VPD10-10[5][6][7]-5/32J[9]	—	
			ø1/4	VPD10-10[5][6][7]-1/4J[9]	—	
		15	ø1/8	VPD10-15[5][6][7]-1/8J[9]	—	
			ø5/32	VPD10-15[5][6][7]-5/32J[9]	—	
			ø1/4	VPD10-15[5][6][7]-1/4J[9]	—	
		20	ø1/8	VPD10-20[5][6][7]-1/8J[9]	—	
			ø5/32	VPD10-20[5][6][7]-5/32J[9]	—	
			ø1/4	VPD10-20[5][6][7]-1/4J[9]	—	
	ø15	6	ø1/8	VPD15-6[5][6][7]-1/8J[9]	—	
			ø5/32	VPD15-6[5][6][7]-5/32J[9][13]	○	
			ø1/4	VPD15-6[5][6][7]-1/4J[9]	—	
		10	ø1/8	VPD15-10[5][6][7]-1/8J[9]	—	
			ø5/32	VPD15-10[5][6][7]-5/32J[9]	—	
			ø1/4	VPD15-10[5][6][7]-1/4J[9]	—	
		15	ø1/8	VPD15-15[5][6][7]-1/8J[9]	—	
			ø5/32	VPD15-15[5][6][7]-5/32J[9]	—	
			ø1/4	VPD15-15[5][6][7]-1/4J[9]	—	
		20	ø1/8	VPD15-20[5][6][7]-1/8J[9]	—	
			ø5/32	VPD15-20[5][6][7]-5/32J[9]	—	
			ø1/4	VPD15-20[5][6][7]-1/4J[9]	—	
	ø20	6	ø1/8	VPD20-6[5][6][7]-1/8J[9]	—	
			ø5/32	VPD20-6[5][6][7]-5/32J[9][13]	○	
			ø1/4	VPD20-6[5][6][7]-1/4J[9]	—	
		10	ø1/8	VPD20-10[5][6][7]-1/8J[9]	—	
			ø5/32	VPD20-10[5][6][7]-5/32J[9]	—	
			ø1/4	VPD20-10[5][6][7]-1/4J[9]	—	
		15	ø1/8	VPD20-15[5][6][7]-1/8J[9]	—	
			ø5/32	VPD20-15[5][6][7]-5/32J[9]	—	
			ø1/4	VPD20-15[5][6][7]-1/4J[9]	—	
		20	ø1/8	VPD20-20[5][6][7]-1/8J[9]	—	
			ø5/32	VPD20-20[5][6][7]-5/32J[9]	—	
			ø1/4	VPD20-20[5][6][7]-1/4J[9]	—	
	ø25	6	ø1/8	VPD25-6[5][6][7]-1/8J[9]	—	
			ø5/32	VPD25-6[5][6][7]-5/32J[9][13]	○	
			ø1/4	VPD25-6[5][6][7]-1/4J[9]	—	
		10	ø1/8	VPD25-10[5][6][7]-1/8J[9]	—	
			ø5/32	VPD25-10[5][6][7]-5/32J[9]	—	
			ø1/4	VPD25-10[5][6][7]-1/4J[9]	—	
		15	ø1/8	VPD25-15[5][6][7]-1/8J[9]	—	
			ø5/32	VPD25-15[5][6][7]-5/32J[9]	—	
			ø1/4	VPD25-15[5][6][7]-1/4J[9]	—	
		20	ø1/8	VPD25-20[5][6][7]-1/8J[9]	—	
			ø5/32	VPD25-20[5][6][7]-5/32J[9]	—	
			ø1/4	VPD25-20[5][6][7]-1/4J[9]	—	
	ø30	6	ø1/8	VPD30-6[5][6][7]-1/8J[9]	—	
			ø5/32	VPD30-6[5][6][7]-5/32J[9][13]	○	
			ø1/4	VPD30-6[5][6][7]-1/4J[9]	—	
		10	ø1/8	VPD30-10[5][6][7]-1/8J[9]	—	
			ø5/32	VPD30-10[5][6][7]-5/32J[9]	—	
			ø1/4	VPD30-10[5][6][7]-1/4J[9]	—	
		15	ø1/8	VPD30-15[5][6][7]-1/8J[9]	—	
			ø5/32	VPD30-15[5][6][7]-5/32J[9]	—	
			ø1/4	VPD30-15[5][6][7]-1/4J[9]	—	
		20	ø1/8	VPD30-20[5][6][7]-1/8J[9]	—	
			ø5/32	VPD30-20[5][6][7]-5/32J[9]	—	
			ø1/4	VPD30-20[5][6][7]-1/4J[9]	—	

RoHS2 (2011/65/EU+EU2015/863) compliant

Holder type	Pad dia. (mm)	Stroke (mm)	Male thread size	Model code	13 -S3 -S3 spec.	Connection config. code
Spring type, Side port, Female thread, Standard VPD	ø10	6	M6×1	VPD10-6[5][6][7]-M6[9][13]	○	M4
		10		VPD10-10[5][6][7]-M6[9]	—	
		15		VPD10-15[5][6][7]-M6[9]	—	
		20		VPD10-20[5][6][7]-M6[9]	—	
	ø15	6	M6×1	VPD15-6[5][6][7]-M6[9][13]	○	
		10		VPD15-10[5][6][7]-M6[9]	—	
		15		VPD15-15[5][6][7]-M6[9]	—	
		20		VPD15-20[5][6][7]-M6[9]	—	
	ø20	6	M6×1	VPD20-6[5][6][7]-M6[9][13]	○	M6
		10		VPD20-10[5][6][7]-M6[9]	—	
		15		VPD20-15[5][6][7]-M6[9]	—	
		20		VPD20-20[5][6][7]-M6[9]	—	
	ø25	6	M6×1	VPD25-6[5][6][7]-M6[9][13]	○	
		10		VPD25-10[5][6][7]-M6[9]	—	
		15		VPD25-15[5][6][7]-M6[9]	—	
		20		VPD25-20[5][6][7]-M6[9]	—	
	ø30	6	M6×1	VPD30-6[5][6][7]-M6[9][13]	○	
		10		VPD30-10[5][6][7]-M6[9]	—	
		15		VPD30-15[5][6][7]-M6[9]	—	
		20		VPD30-20[5][6][7]-M6[9]	—	

Notes
*1 Barb fitting type holders are also selectable. Contact us for the details.
*2 Large Suction Flow type is not available on Urethane rubber (U).

CAD data is available at PISCO website.

Packaging specifications
1 pc. /bag

Options
7 : Surface treatment (DLC. coating, Reformed surface, and Fluoro-coating)
9 : -DC ⇒ Holder with dust catcher
13 : -S3 ⇒ -S3 spec (○ in the lists: Available).
*1 For "-S3 spec.", the release ring color is dark blue, and the gasket material is FKM+SUS316.
*2 For inch size push-in fitting, the release ring color is white even for "-S3 spec."

Optional items ⇒ P.640
Pad surface treatment for suction mark-free
Dust Catcher (VPD)
Fall Prevention Valve
Swivel Joint for vacuum pad
Filter

Vacuum Pad Flat Type/Flat Large Suction Flow Type

RoHS2 (2011/65/EU+EU2015/863) compliant

Holder type	Pad dia. (mm)	Stroke (mm)	Tube O.D. (mm)	Model code	Connection config. code	Pad dia. (mm)	Stroke (mm)	Tube O.D. (inch)	Model code	Connection config. code
Spring type, Side port, Push-in fitting, No cover VPOD	ø10	20	ø3	VPOD10-20[5][6][7]-3J	M4	ø10	20	ø1/8	VPOD10-20[5][6][7]-1/8J	M4
			ø4	VPOD10-20[5][6][7]-4J				ø5/32	VPOD10-20[5][6][7]-5/32J	
			ø6	VPOD10-20[5][6][7]-6J				ø1/4	VPOD10-20[5][6][7]-1/4J	
		30	ø3	VPOD10-30[5][6][7]-3J			30	ø1/8	VPOD10-30[5][6][7]-1/8J	
			ø4	VPOD10-30[5][6][7]-4J				ø5/32	VPOD10-30[5][6][7]-5/32J	
			ø6	VPOD10-30[5][6][7]-6J				ø1/4	VPOD10-30[5][6][7]-1/4J	
		40	ø3	VPOD10-40[5][6][7]-3J			40	ø1/8	VPOD10-40[5][6][7]-1/8J	
			ø4	VPOD10-40[5][6][7]-4J				ø5/32	VPOD10-40[5][6][7]-5/32J	
			ø6	VPOD10-40[5][6][7]-6J				ø1/4	VPOD10-40[5][6][7]-1/4J	
		50	ø3	VPOD10-50[5][6][7]-3J			50	ø1/8	VPOD10-50[5][6][7]-1/8J	
			ø4	VPOD10-50[5][6][7]-4J				ø5/32	VPOD10-50[5][6][7]-5/32J	
			ø6	VPOD10-50[5][6][7]-6J				ø1/4	VPOD10-50[5][6][7]-1/4J	
	ø15	20	ø3	VPOD15-20[5][6][7]-3J		ø15	20	ø1/8	VPOD15-20[5][6][7]-1/8J	
			ø4	VPOD15-20[5][6][7]-4J				ø5/32	VPOD15-20[5][6][7]-5/32J	
			ø6	VPOD15-20[5][6][7]-6J				ø1/4	VPOD15-20[5][6][7]-1/4J	
		30	ø3	VPOD15-30[5][6][7]-3J			30	ø1/8	VPOD15-30[5][6][7]-1/8J	
			ø4	VPOD15-30[5][6][7]-4J				ø5/32	VPOD15-30[5][6][7]-5/32J	
			ø6	VPOD15-30[5][6][7]-6J				ø1/4	VPOD15-30[5][6][7]-1/4J	
		40	ø3	VPOD15-40[5][6][7]-3J			40	ø1/8	VPOD15-40[5][6][7]-1/8J	
			ø4	VPOD15-40[5][6][7]-4J				ø5/32	VPOD15-40[5][6][7]-5/32J	
			ø6	VPOD15-40[5][6][7]-6J				ø1/4	VPOD15-40[5][6][7]-1/4J	
		50	ø3	VPOD15-50[5][6][7]-3J			50	ø1/8	VPOD15-50[5][6][7]-1/8J	
			ø4	VPOD15-50[5][6][7]-4J				ø5/32	VPOD15-50[5][6][7]-5/32J	
			ø6	VPOD15-50[5][6][7]-6J				ø1/4	VPOD15-50[5][6][7]-1/4J	
	ø20	20	ø3	VPOD20-20[5][6][7]-3J	M6	ø20	20	ø1/8	VPOD20-20[5][6][7]-1/8J	M6
			ø4	VPOD20-20[5][6][7]-4J				ø5/32	VPOD20-20[5][6][7]-5/32J	
			ø6	VPOD20-20[5][6][7]-6J				ø1/4	VPOD20-20[5][6][7]-1/4J	
		30	ø3	VPOD20-30[5][6][7]-3J			30	ø1/8	VPOD20-30[5][6][7]-1/8J	
			ø4	VPOD20-30[5][6][7]-4J				ø5/32	VPOD20-30[5][6][7]-5/32J	
			ø6	VPOD20-30[5][6][7]-6J				ø1/4	VPOD20-30[5][6][7]-1/4J	
		40	ø3	VPOD20-40[5][6][7]-3J			40	ø1/8	VPOD20-40[5][6][7]-1/8J	
			ø4	VPOD20-40[5][6][7]-4J				ø5/32	VPOD20-40[5][6][7]-5/32J	
			ø6	VPOD20-40[5][6][7]-6J				ø1/4	VPOD20-40[5][6][7]-1/4J	
		50	ø3	VPOD20-50[5][6][7]-3J			50	ø1/8	VPOD20-50[5][6][7]-1/8J	
			ø4	VPOD20-50[5][6][7]-4J				ø5/32	VPOD20-50[5][6][7]-5/32J	
			ø6	VPOD20-50[5][6][7]-6J				ø1/4	VPOD20-50[5][6][7]-1/4J	
	ø25	20	ø3	VPOD25-20[5][6][7]-3J		ø25	20	ø1/8	VPOD25-20[5][6][7]-1/8J	
			ø4	VPOD25-20[5][6][7]-4J				ø5/32	VPOD25-20[5][6][7]-5/32J	
			ø6	VPOD25-20[5][6][7]-6J				ø1/4	VPOD25-20[5][6][7]-1/4J	
		30	ø3	VPOD25-30[5][6][7]-3J			30	ø1/8	VPOD25-30[5][6][7]-1/8J	
			ø4	VPOD25-30[5][6][7]-4J				ø5/32	VPOD25-30[5][6][7]-5/32J	
			ø6	VPOD25-30[5][6][7]-6J				ø1/4	VPOD25-30[5][6][7]-1/4J	
		40	ø3	VPOD25-40[5][6][7]-3J			40	ø1/8	VPOD25-40[5][6][7]-1/8J	
			ø4	VPOD25-40[5][6][7]-4J				ø5/32	VPOD25-40[5][6][7]-5/32J	
			ø6	VPOD25-40[5][6][7]-6J				ø1/4	VPOD25-40[5][6][7]-1/4J	
		50	ø3	VPOD25-50[5][6][7]-3J			50	ø1/8	VPOD25-50[5][6][7]-1/8J	
			ø4	VPOD25-50[5][6][7]-4J				ø5/32	VPOD25-50[5][6][7]-5/32J	
			ø6	VPOD25-50[5][6][7]-6J				ø1/4	VPOD25-50[5][6][7]-1/4J	
	ø30	20	ø3	VPOD30-20[5][6][7]-3J		ø30	20	ø1/8	VPOD30-20[5][6][7]-1/8J	
			ø4	VPOD30-20[5][6][7]-4J				ø5/32	VPOD30-20[5][6][7]-5/32J	
			ø6	VPOD30-20[5][6][7]-6J				ø1/4	VPOD30-20[5][6][7]-1/4J	
		30	ø3	VPOD30-30[5][6][7]-3J			30	ø1/8	VPOD30-30[5][6][7]-1/8J	
			ø4	VPOD30-30[5][6][7]-4J				ø5/32	VPOD30-30[5][6][7]-5/32J	
			ø6	VPOD30-30[5][6][7]-6J				ø1/4	VPOD30-30[5][6][7]-1/4J	
		40	ø3	VPOD30-40[5][6][7]-3J			40	ø1/8	VPOD30-40[5][6][7]-1/8J	
			ø4	VPOD30-40[5][6][7]-4J				ø5/32	VPOD30-40[5][6][7]-5/32J	
			ø6	VPOD30-40[5][6][7]-6J				ø1/4	VPOD30-40[5][6][7]-1/4J	
		50	ø3	VPOD30-50[5][6][7]-3J			50	ø1/8	VPOD30-50[5][6][7]-1/8J	
			ø4	VPOD30-50[5][6][7]-4J				ø5/32	VPOD30-50[5][6][7]-5/32J	
			ø6	VPOD30-50[5][6][7]-6J				ø1/4	VPOD30-50[5][6][7]-1/4J	

RoHS2 (2011/65/EU+EU2015/863) compliant

Holder type	Pad dia. (mm)	Stroke (mm)	Male thread size	Model code	Connection config. code
Spring type, Side port, Female thread, No cover VPOD	ø10	20	M6×1	VPOD10-20[5][6][7]-M6	M4
		30		VPOD10-30[5][6][7]-M6	
		40		VPOD10-40[5][6][7]-M6	
		50		VPOD10-50[5][6][7]-M6	
	ø15	20	M6×1	VPOD15-20[5][6][7]-M6	
		30		VPOD15-30[5][6][7]-M6	
		40		VPOD15-40[5][6][7]-M6	
		50		VPOD15-50[5][6][7]-M6	
	ø20	20	M6×1	VPOD20-20[5][6][7]-M6	M6
		30		VPOD20-30[5][6][7]-M6	
		40		VPOD20-40[5][6][7]-M6	
		50		VPOD20-50[5][6][7]-M6	
	ø25	20	M6×1	VPOD25-20[5][6][7]-M6	
		30		VPOD25-30[5][6][7]-M6	
		40		VPOD25-40[5][6][7]-M6	
		50		VPOD25-50[5][6][7]-M6	
	ø30	20	M6×1	VPOD30-20[5][6][7]-M6	
		30		VPOD30-30[5][6][7]-M6	
		40		VPOD30-40[5][6][7]-M6	
		50		VPOD30-50[5][6][7]-M6	

Notes
*1 Barb fitting type holders are also selectable. Contact us for the details.
*2 Large Suction Flow type is not available on Urethane rubber (U).

CAD data is available at PISCO website.

Packaging specifications
1 pc. /bag

Options
[7] : Surface treatment (DLC. coating, Reformed surface, and Fluoro-coating)

Optional items ⇒ P.640

Pad surface treatment for suction mark-free

Fall Prevention Valve

Swivel Joint for vacuum pad

Filter

Vacuum Pad Flat Type/Flat Large Suction Flow Type

RoHS2 (2011/65/EU+EU2015/863) compliant

Holder type	Pad dia. (mm)	Stroke (mm)	Tube O.D. (mm)	Model code	Connection config. code	Pad dia. (mm)	Stroke (mm)	Tube O.D. (inch)	Model code	Connection config. code
Spring type, Side port, Push-in fitting, Low dust emission VPLFD	ø10	5	ø3	VPLFD10-5[5][6][7]-3J	M4	ø10	5	ø1/8	VPLFD10-5[5][6][7]-1/8J	M4
			ø4	VPLFD10-5[5][6][7]-4J				ø5/32	VPLFD10-5[5][6][7]-5/32J	
		10	ø3	VPLFD10-10[5][6][7]-3J			10	ø1/8	VPLFD10-10[5][6][7]-1/8J	
			ø4	VPLFD10-10[5][6][7]-4J				ø5/32	VPLFD10-10[5][6][7]-5/32J	
		15	ø3	VPLFD10-15[5][6][7]-3J			15	ø1/8	VPLFD10-15[5][6][7]-1/8J	
			ø4	VPLFD10-15[5][6][7]-4J				ø5/32	VPLFD10-15[5][6][7]-5/32J	
		20	ø3	VPLFD10-20[5][6][7]-3J			20	ø1/8	VPLFD10-20[5][6][7]-1/8J	
			ø4	VPLFD10-20[5][6][7]-4J				ø5/32	VPLFD10-20[5][6][7]-5/32J	
	ø15	5	ø3	VPLFD15-5[5][6][7]-3J		ø15	5	ø1/8	VPLFD15-5[5][6][7]-1/8J	
			ø4	VPLFD15-5[5][6][7]-4J				ø5/32	VPLFD15-5[5][6][7]-5/32J	
		10	ø3	VPLFD15-10[5][6][7]-3J			10	ø1/8	VPLFD15-10[5][6][7]-1/8J	
			ø4	VPLFD15-10[5][6][7]-4J				ø5/32	VPLFD15-10[5][6][7]-5/32J	
		15	ø3	VPLFD15-15[5][6][7]-3J			15	ø1/8	VPLFD15-15[5][6][7]-1/8J	
			ø4	VPLFD15-15[5][6][7]-4J				ø5/32	VPLFD15-15[5][6][7]-5/32J	
		20	ø3	VPLFD15-20[5][6][7]-3J			20	ø1/8	VPLFD15-20[5][6][7]-1/8J	
			ø4	VPLFD15-20[5][6][7]-4J				ø5/32	VPLFD15-20[5][6][7]-5/32J	
	ø20	5	ø3	VPLFD20-5[5][6][7]-3J	M6	ø20	5	ø1/8	VPLFD20-5[5][6][7]-1/8J	M6
			ø4	VPLFD20-5[5][6][7]-4J				ø5/32	VPLFD20-5[5][6][7]-5/32J	
			ø6	VPLFD20-5[5][6][7]-6J				ø1/4	VPLFD20-5[5][6][7]-1/4J	
		10	ø3	VPLFD20-10[5][6][7]-3J			10	ø1/8	VPLFD20-10[5][6][7]-1/8J	
			ø4	VPLFD20-10[5][6][7]-4J				ø5/32	VPLFD20-10[5][6][7]-5/32J	
			ø6	VPLFD20-10[5][6][7]-6J				ø1/4	VPLFD20-10[5][6][7]-1/4J	
		15	ø3	VPLFD20-15[5][6][7]-3J			15	ø1/8	VPLFD20-15[5][6][7]-1/8J	
			ø4	VPLFD20-15[5][6][7]-4J				ø5/32	VPLFD20-15[5][6][7]-5/32J	
			ø6	VPLFD20-15[5][6][7]-6J				ø1/4	VPLFD20-15[5][6][7]-1/4J	
		20	ø3	VPLFD20-20[5][6][7]-3J			20	ø1/8	VPLFD20-20[5][6][7]-1/8J	
			ø4	VPLFD20-20[5][6][7]-4J				ø5/32	VPLFD20-20[5][6][7]-5/32J	
			ø6	VPLFD20-20[5][6][7]-6J				ø1/4	VPLFD20-20[5][6][7]-1/4J	
	ø25	5	ø3	VPLFD25-5[5][6][7]-3J		ø25	5	ø1/8	VPLFD25-5[5][6][7]-1/8J	
			ø4	VPLFD25-5[5][6][7]-4J				ø5/32	VPLFD25-5[5][6][7]-5/32J	
			ø6	VPLFD25-5[5][6][7]-6J				ø1/4	VPLFD25-5[5][6][7]-1/4J	
		10	ø3	VPLFD25-10[5][6][7]-3J			10	ø1/8	VPLFD25-10[5][6][7]-1/8J	
			ø4	VPLFD25-10[5][6][7]-4J				ø5/32	VPLFD25-10[5][6][7]-5/32J	
			ø6	VPLFD25-10[5][6][7]-6J				ø1/4	VPLFD25-10[5][6][7]-1/4J	
		15	ø3	VPLFD25-15[5][6][7]-3J			15	ø1/8	VPLFD25-15[5][6][7]-1/8J	
			ø4	VPLFD25-15[5][6][7]-4J				ø5/32	VPLFD25-15[5][6][7]-5/32J	
			ø6	VPLFD25-15[5][6][7]-6J				ø1/4	VPLFD25-15[5][6][7]-1/4J	
		20	ø3	VPLFD25-20[5][6][7]-3J			20	ø1/8	VPLFD25-20[5][6][7]-1/8J	
			ø4	VPLFD25-20[5][6][7]-4J				ø5/32	VPLFD25-20[5][6][7]-5/32J	
			ø6	VPLFD25-20[5][6][7]-6J				ø1/4	VPLFD25-20[5][6][7]-1/4J	
	ø30	5	ø3	VPLFD30-5[5][6][7]-3J		ø30	5	ø1/8	VPLFD30-5[5][6][7]-1/8J	
			ø4	VPLFD30-5[5][6][7]-4J				ø5/32	VPLFD30-5[5][6][7]-5/32J	
			ø6	VPLFD30-5[5][6][7]-6J				ø1/4	VPLFD30-5[5][6][7]-1/4J	
		10	ø3	VPLFD30-10[5][6][7]-3J			10	ø1/8	VPLFD30-10[5][6][7]-1/8J	
			ø4	VPLFD30-10[5][6][7]-4J				ø5/32	VPLFD30-10[5][6][7]-5/32J	
			ø6	VPLFD30-10[5][6][7]-6J				ø1/4	VPLFD30-10[5][6][7]-1/4J	
		15	ø3	VPLFD30-15[5][6][7]-3J			15	ø1/8	VPLFD30-15[5][6][7]-1/8J	
			ø4	VPLFD30-15[5][6][7]-4J				ø5/32	VPLFD30-15[5][6][7]-5/32J	
			ø6	VPLFD30-15[5][6][7]-6J				ø1/4	VPLFD30-15[5][6][7]-1/4J	
		20	ø3	VPLFD30-20[5][6][7]-3J			20	ø1/8	VPLFD30-20[5][6][7]-1/8J	
			ø4	VPLFD30-20[5][6][7]-4J				ø5/32	VPLFD30-20[5][6][7]-5/32J	
			ø6	VPLFD30-20[5][6][7]-6J				ø1/4	VPLFD30-20[5][6][7]-1/4J	

Notes
*1 Barb fitting type holders are also selectable. Contact us for the details.
*2 Large Suction Flow type is not available on Urethane rubber (U).

Packaging specifications
1 pc. /bag

Options
[7] : Surface treatment (DLC. coating, Reformed surface, and Fluoro-coating)

Optional items ⇒ P.640 | Pad surface treatment for suction mark-free | Fall Prevention Valve | Swivel Joint for vacuum pad | Filter

RoHS2 (2011/65/EU+EU2015/863) compliant

Holder type	Pad dia. (mm)	Stroke (mm)	Male thread size	Model code	Connection config. code
Spring type, Side port, Female thread, Low dust emission VPLFD	ø10	5	M5×0.8	VPLFD10-5[5][6][7]-M5	M4
		10	M5×0.8	VPLFD10-10[5][6][7]-M5	
		15	M5×0.8	VPLFD10-15[5][6][7]-M5	
		20	M5×0.8	VPLFD10-20[5][6][7]-M5	
	ø15	5	M5×0.8	VPLFD15-5[5][6][7]-M5	
		10	M5×0.8	VPLFD15-10[5][6][7]-M5	
		15	M5×0.8	VPLFD15-15[5][6][7]-M5	
		20	M5×0.8	VPLFD15-20[5][6][7]-M5	
	ø20	5	M6×1	VPLFD20-5[5][6][7]-M6	M6
		10	M6×1	VPLFD20-10[5][6][7]-M6	
		15	M6×1	VPLFD20-15[5][6][7]-M6	
		20	M6×1	VPLFD20-20[5][6][7]-M6	
	ø25	5	M6×1	VPLFD25-5[5][6][7]-M6	
		10	M6×1	VPLFD25-10[5][6][7]-M6	
		15	M6×1	VPLFD25-15[5][6][7]-M6	
		20	M6×1	VPLFD25-20[5][6][7]-M6	
	ø30	5	M6×1	VPLFD30-5[5][6][7]-M6	
		10	M6×1	VPLFD30-10[5][6][7]-M6	
		15	M6×1	VPLFD30-15[5][6][7]-M6	
		20	M6×1	VPLFD30-20[5][6][7]-M6	

Holder type	
Fixed type, Direct mount, Standard VPE	VPE holders are available with metric male/female threads, taper pipe threads, parallel pipe threads and NPT threads. See Pad holder only (page 399) for variations. * Pads with the same configuration code as the holder can be connected. [See Pad rubber only (page 382)]. Applicable Screws Metric male thread : M8, M10, M12, M14 Metric female thread : M5, M8 Taper pipe thread : R1/8, R1/4, R3/8, R1/2 Parallel pipe thread : G1/8, G1/4, G3/8, G1/2 NPT thread : NPT1/8, NPT1/4, NPT3/8, NPT1/2

Holder type	Pad dia. (mm)	Female thread size	Model code	[13] -S3 -S3 spec.	Connection config. code
Spring type, Direct mount VPF Stroke 5.8mm	ø10	M14×1	VPF10[5][6][7][9][13]	○	M4
	ø15	M14×1	VPF15[5][6][7][9][13]	○	
	ø20	M14×1	VPF20[5][6][7][9][13]	○	M6
	ø25	M14×1	VPF25[5][6][7][9][13]	○	
	ø30	M14×1	VPF30[5][6][7][9][13]	○	

CAD data is available at PISCO website.

Packaging specifications
1 pc. /bag

Options
[7] : Surface treatment (DLC. coating, Reformed surface, and Fluoro-coating)
[9] : -DC ⇒ Holder with dust catcher
[13] : -S3 ⇒ -S3 spec. (○ in the lists: Available)
*1 For "-S3 spec.", the release ring color is dark blue, and the gasket material is FKM+SUS316.
*2 For inch size push-in fitting, the release ring color is white even for "-S3 spec."

Optional items ⇒ P.640 | Pad surface treatment for suction mark-free | Dust Catcher (VPF) | Fall Prevention Valve | Swivel Joint for vacuum pad | Filter

Vacuum Pad Flat Type/Flat Large Suction Flow Type

Optional items (○: Available)

7 Pad surface treatment (Suction mark-free)

Pad dia. (mm)	7 Surface treatment code -DL DLC. coating	-ER Reformed surface	-FG Fluoro-coating	Connection config. code
ø10	○	○	○	M4
ø15	○	○	○	
ø20	○	○	○	M6
ø25	○	○	○	
ø30	○	○	○	
Material	S, F, SE	N, NE	S, SE	

Characteristics of surface treatment ▶P.370

9 Dust Catcher : -DC

Optional	Connection config. code	-S3 spec.
Dust Catcher (-DC)	M4	○
	M6	○

Holder type

VPC VPD VPF

Characteristics of Dust Catcher ▶P.371

10 Fall Prevention Valve : -ECV

Optional	Connection config. code	Model code
Fall Prevention Valve (-ECV)	M4	ECVM4-FM4
	M6	ECVM6-FM6

Characteristics of Fall Prevention Valve ▶P.722

11 Swivel Joint for vacuum pad : -FH, -FHH, -CFH

Optional	Swivel angle	Connection config. code	Model code
Ball Swivel Joint (-FH)(-FHH)	30° (-FH)	M4	FH10
		M6	FH20
	15° (-FHH)	M4	FH10-15
		M6	FH20-15

Characteristics of Ball Swivel Joint ▶P.724

Optional	Connection config. code	-S3 spec.	Model code (*1)
Flexible Swing Joint (-CFH)	M4	○	CFHM4-FM4
	M6	○	CFHM6-FM6

* When ordering a Flexible Swing Joint alone, please enter "-S3" at the end of the model code for -S3 specification.

Characteristics of Flexible Swing Joint ▶P.725

12 Filter : -F15, -F30

Optional	Filter area	Connection config. code	Model code
Pad Direct Mounting Filter (-F15)(-F30)	1.7㎠ (-F15)	M4	VFF15-M4
		M6	VFF15-M6
	7㎠ (-F30)	M6	VFF30-M6

Characteristics of Filter ▶P.726

See the page 622 for the model designation including optional items.

Replacement parts (○: -S3 spec. is available)

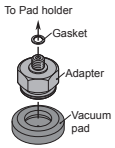

Adapter for Flat pad Model code	13 : -S3 -S3 spec.	Applicable pad dia. (mm)	Connection config. code
FVPLF15-M4 13	○	ø10, ø15	M4
FVPLFH15-M4 13	○		
FVPLF30-M6 13	○	ø20 to ø30	M6
FVPLFH30-M6 13	○		

* Use FVPLFH for Large Suction Flow type.

Gasket for adapter (*) Model code	Applicable adapter	Connection config. code
GAS-M4	FVPLF15-M4, FVPLFH15-M4	M4
GAS-M6 (Fall prevention)	FVPLF30-M6, FVPLFH30-M6	M6
-S3 spec.		
GAS-M5-SUS	FVPLF15-M4-S3, FVPLFH15-M4-S3	M4
GAS-M6-SUS	FVPLF30-M6-S3, FVPLFH30-M6-S3	M6

* Gasket for adapter is equipped with an Adapter. The model code above is for Gasket alone.

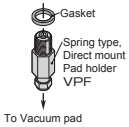

Gasket Model code	Applicable pad dia.(mm)	Connection config. code
VPFG10	ø10 to ø30	M4 M6

Rearrangement parts (○: -S3 spec. is available)

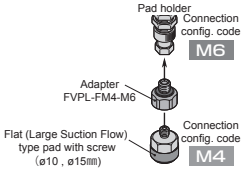

Model code of Adapter for pad connection type conversion	13 : -S3 -S3 spec.	Applicable pad dia. (mm)	Connection config. code Before → After
FVPL-FM4-M6 13	○	ø10, ø15	M4 ▶ M6

*1. This adapter is used to mount a pad & screw set with M4 configuration code on a pad holder with M6 configuration code.
*2. Gasket for adapter is equipped with an Adapter.

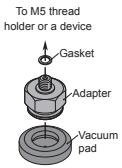

Adapter for Flat pad Model code	13 : -S3 -S3 spec.	Applicable pad dia. (mm)
FVPLF15-M5 13	○	ø10, ø15
FVPLFH15-M5 13	○	
FVPLF30-M5 13	○	ø20 to ø30
FVPLFH30-M5 13	○	

*1 Use FVPLFH for Large Suction Flow type.
*2. Gasket for adapter is equipped with an Adapter.

Structure of Vacuum pad Series

1. PISCO's Vacuum pad series consists of the combination of vacuum pads and holders.

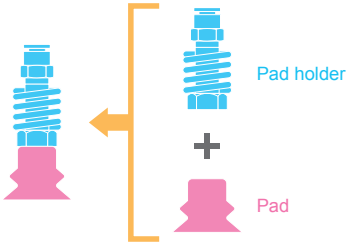

2. Vacuum pad and pad holder have a specific connection type depending on the size and shape.

	Insert type (Direct connection)	Mount type (Direct connection)	Screw type (Connection with screw)
Pad connection type	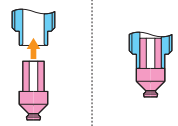		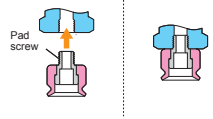
Connection configuration code	H3	T4 T8 T15 T40 (Exclusive to soft type & soft bellows type vacuum pads) PB8 PB15 (Exclusive to Vacuum pad for packaging bag) E10 E20 (Exclusive to Oval type vacuum pad)	M4 M6 M10 M20 G1 G2 G3 G4

*As shown in above drawings, Vacuum pad and pad holder are connected with a screw or a rim.

3. Any Vacuum pad and pad holder can be connected, as long as their connection configuration codes are same.

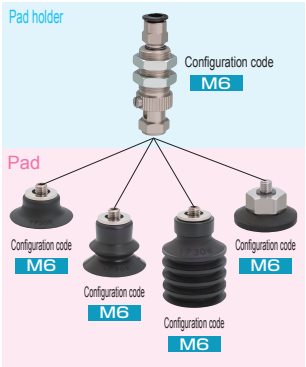

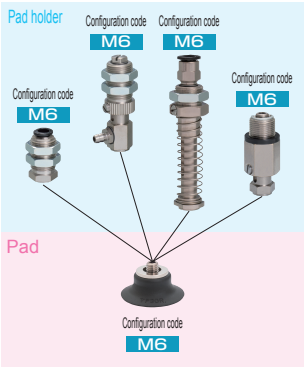



If you have purchased a pad and holder set but want to install a different pad or replace the holder with a different one...
→Please check the connection configuration code of your pad or pad holder and select the one that matches the configuration code.

4. Please refer to the below chart for the "Connection Configuration Code".

*Configuration codes are also listed on the page of model code list for each product.

Connection configuration code list (Holder)

●Common holder

		Fixed type		Spring type				
		Mini	Standard	Mini	Slim	Standard	No cover	Low dust emission
Top port	Code	VPMA	VPA	VPMC	VPSC	VPC	VPOC	VPLFC
	Type	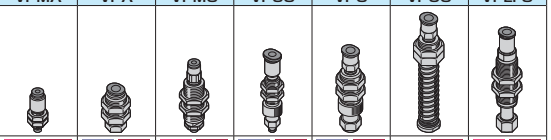						
	Configuration code	T4 T8 M4 M6	H3 T8 M4 M6 M10 M20 G1 G2 G3 G4	T4 T8 M4 M6	H3 T8	H3 T8 M4 M6 M10 M20 G1 G2 G3 G4	T8 M4 M6	T4 T8 M4 M6
Side port	Code	VPMB	VPB	VPMD	—	VPD	VPOD	VPLFD
	Type	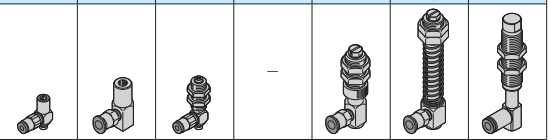						
	Configuration code	T4 T8 M4 M6	H3 T8 M4 M6 M10 M20 G1 G2 G3 G4	T4 T8 M4 M6	—	H3 T8 M4 M6 M10 M20 G1 G2 G3 G4	T8 M4 M6	T4 T8 M4 M6
Direct mount	Code	VPME	VPE	—	—	VPF		
	Type							
	Configuration code	T4 T8	H3 T4 T8 M4 M6 M10 M20 T15 T40	—	—	H3 T8 M4 M6		

*Holders with configuration code: G1 to G4 can be connected to VPE holders.

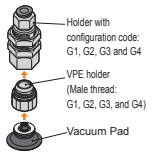

●Common holder (Lightweight/Low profile)

		Top port	Side port	Dual side port
Spring type (Lightweight)	Code	VPHC	VPHD	VPHDW
	Type	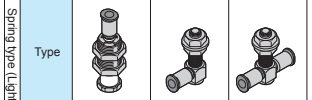		
	Configuration code	T15 T40 M4 M6	T15 T40 T8 M4 M6	T15 T40 T8 M4 M6
Fixed type. Direct mount (Low profile)	Code	—	VPHE	VPHEW
	Type	—	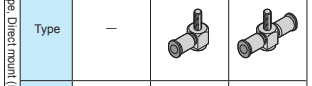	
	Configuration code	—	T15 T40 T8 M4 M6	T15 T40 T8 M4 M6

●Special holder *Pads of other shapes cannot be installed.

For oval type	Code	VPA	VPB
	Type	Top port 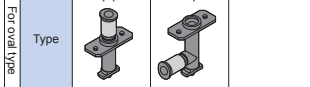	Side port
	Configuration code	E10 E20	E10 E20
For packaging bag	Code	VPA	VPE
	Type	Fixed type 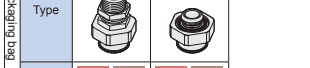	Direct mount
	Configuration code	PB8 PB15	PB8 PB15

Connection configuration code list (Pad) (○: Available)

Pad type or application	Standard Small	Standard General	Standard Deep	Bellows	Multi-bellows	Metal detectable	Skidproof	Flat (Large suction flow type)	Mark-free	Soft	Soft bellows	Sponge	Ultrathin	For packaging bag
Code	RM	R	A	B	W	BE,BD	K	F,FH	Q	L	LB	S	P	PB
Pad dia. (mm) 0.7	○													
1	○	○												
1.5	○													
2	○	○		○	H3									
3	○	○												
4	○	○		○						○				
6	T4	○		○	○					○	○		T8	
8		○		○	T8					○	○		○	
10		○		○	○	○	○	○	○	○	○	○	○	
15	M4	○	○	○	○	○		○		○	○	○	○	PB8
20		○	○	○	○	○	○	○	○	○	○	○	○	○
25		○	○	○				○				○		○
30		○	○	○	○		○	○	○	○		○		○
35	M6											○		
40		○	○	○	○		○			○				○
50		○	○	○	○		○				T40	○		○
60		○	○	○										PB15
70												○		
80		○	○	○									M10	
100		○	○	○								○		
150		○												
200		○	M20											

Pad type or application	Oval
Code	E
Pad size (mm) 2×4	○
3.5×7	○
4×10	○
5×10	○
6×10	○
4×20	○
4×30	○
5×20	○
5×30	○
6×20	○
6×30	○
8×20	○
8×30	○

E10 E20 M6

Some combinations are possible by using a conversion screw adapter.
H3, T4 and T8 can be converted to M4 or M6. M4 to M6 conversion is also available. For details, please see "Rearrangement parts" of each pad type.

Vacuum pad / Pad & screw set

Model Designation (Example)

VP	20	R	S	-NF	-	M6		-S3
(1)	(2)	(3)	(4)	(5)		(6)	(7)	(8)
				Optional			Optional	Optional

(1) Vacuum Pad

(2) Pad size (3) Pad type (6) Connection configuration code

*Required for Pad & screw set only. (○: Available)

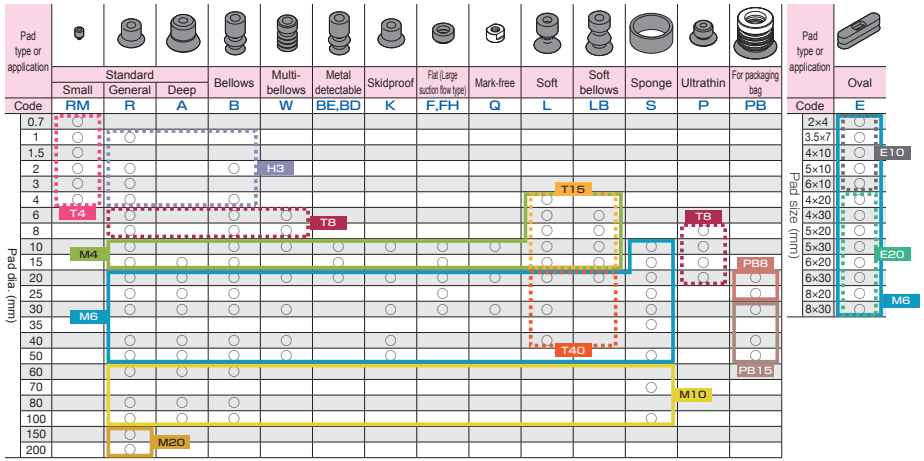

(4) Pad material (○: Available)

Code			N	S	U	F	SE	NE	G	HN	EP	FS	NH	YS2	YS4	MSF3	MSF5	MSS3	MSS5
Rubber material			Nitrile	Silicone	Urethane	Fluoro	Conductive silicone	Conductive NBR (Low resistance)	Food Sanit. Act compliant NBR	HNBR	EPDM	Fluoro-silicone	Oil proof NBR	Extra soft silicone		Metal detectable silicone			
														Hardness 20°	Hardness 40°	Iron powder type		SUS powder type	
																Hardness 30°	Hardness 50°	Hardness 30°	Hardness 50°
Pad color			Black	Clear white	Dark-blue	Gray	Black	Black	Light-gray	Black	Black	Dark-orange	Black	Pink	Blue	Reddish-brown	Dark-green	Brown	Green
Material code marking*1			None	None	None	None	SE	NE	None	HN	EP	None	None	None	None	SF	SF	SS	SS
Pad type	Standard	General	R	○	○	○	○	○	○	○	○	○	—	—	—	—	—	—	—
		Deep	A	○	○	○	○	○	○	○	○	○	—	—	—	—	—	—	—
		Small	RM	○	○	○	○	○	○	○	○	○	—	—	—	—	—	—	—
	Soft		L	○	○	—	—	○	○	—	—	—	○	—	—	—	—	—	—
	Soft bellows		LB	○	○	○	—	○	○	—	○	○	—	—	—	—	—	—	—
	Skidproof		K	—	○	○	○	—	○	—	—	—	—	○	—	—	—	—	—
	Bellows		B	○	○	○	○	○	○	—	○	○	—	—	○	○	—	—	—
	Multi-bellows		W	○	○	○	○	—	○	○	○	○	—	—	○	○	—	—	—
	For packaging bag		PB	—	○ *3	—	—	—	—	—	—	—	—	—	—	—	—	—	—
	Metal Detectable (Bellows with bumps)	Ribs	BE	—	—	—	—	—	—	—	—	—	—	—	—	○	○	○	○
		No ribs	BD																
	Ultrathin		P	○	○	○	○	—	○	—	—	—	○	—	—	—	—	—	—
	Flat		F	○	○	○	○	○	○	—	—	—	—	—	—	—	—	—	—
	Flat large suction flow		FH	○	○	—	○	○	○	—	—	—	—	—	—	—	—	—	—
	Oval		E	○	○	○	○	○	○	—	○	○	—	—	—	—	—	—	—

● Mark-free type (Pad type code: Q)

Code	K	M	KE
Resin material	PEEK	POM	Conductive PEEK
Pad color	Beige	White	Black

● Sponge type (Pad type code: S)

Code	S	C
Rubber material	Silicone	Chloroprene
Pad color	Dark-orange	Black

*1. For vacuum pads in black color (SE: Conductive silicone, NE: Conductive NBR (low resistance), HN: HNBR and EP: EPDM) and Vacuum pad Metal Detective type, the pad material code is marked on the top or the side of the vacuum pad for material identification. (The marking on black vacuum pads has started since Oct. 2023 gradually.)

Marking on the side

Connection config. Code: T4 and H3 (except ø2 mm of Bellows type)

Marking on the top

All pads other than Connection config. code: T4 and H3

*2. Some materials are not available depending on pad size. Please see the catalog for details.
*3. Pad color of pads for Packaging bag.
Lip hardness 20° (Pink) Lip hardness 40° (Blue)
*4. The Conductive Silicone rubber (SE) is a silicon rubber capable of releasing static electricity. (Volume resistance: More than 200 Ω·cm and 10^5 Ω·cm or less)
*5. Nitrile rubber (N), Conductive NBR (Low resistance, Volume resistance: 200Ω·cm or less) (NE), Food Sanitation Act-compliant NBR (G), Oil proof NBR (NH) are not suitable for use with ozone environment.
*6. Extra soft silicone (YS2/YS4), Metal detectable silicone and Silicone for Packaging bag are compliant with Food Sanitation Act and FDA.
*7. Volume resistance of Conductive PEEK (KE) is 10^5 to 10^6 Ω·cm.

(5) Surface treatment Optional (○: Available)

Code			No code	-NF	-SF	-DL	-ER	-FG
Surface treatment			None	Fiber surface		DLC. coating	Reformed surface	Fluoro-coating
				Nylon fiber	Silk fiber			
			—					
Applicable pad material			—	Silicone (S) Fluoro (F)	Silicone (S) Fluoro (F)	Silicone (S) Fluoro (F) Conductive silicone (SE)	Nitrile (N) Conductive NBR (NE)	Silicone (S) Conductive silicone (SE) Extra soft silicone (YS2,YS4)
Pad type	Standard	General	R	—	○	○	○	○	○
		Deep	A	—	○	○	○	○	○
		Small	RM	—	—	—	—	○	○
	Soft		L	—	○	○	○	○	○
	Soft bellows		LB	—	○	○	○	○	○
	Skidproof		K	—	—	—	—	—	—
	Bellows		B	—	○	○	○	○	○
	Multi-bellows		W	—	—	—	○	○	○
	For packaging bag		PB	—	—	—	—	—	○
	Metal Detectable		BE,BD	—	—	—	—	—	—
	Ultrathin		P	—	—	—	○	○	○
	Flat		F	—	—	—	○	○	○
	Flat large suction flow		FH	—	—	—	○	○	○
	Mark-free		Q	—	—	—	—	—	—
	Sponge		S	—	—	—	—	—	—
	Oval		E	—	—	—	○	○	○

*Some surface treatments are not available depending on pad size.
Please refer to page 370 for the details of each pad surface type and treatment for Suction Mark-free.

(6) Connection configuration code (Required for Pad & screw set only.) Please refer to the Pad size and type list on the 374 page.

Code	No code	-M4	-M6	-M10	-M20	-M5(*)
Connection config. code	—	M4	M6	M10	M20	—
Thread size	Pad rubber only	M4×0.7	M6×1	M10×1.5	M20×2	M5×0.8

*M5 thread is used for mounting on non-PISCO holders. Contact us for the price of screw set.

(7) Mark-free resin attachment material (Bellows type only) Optional

Code	No code	-QK	-QM	-QKE
Resin material	—	PEEK	POM	Conductive PEEK (Volume resistance: 10^5 to 10^6 Ω·cm)
	—			

*1. Selectable for Bellows type pad dia. 10 to 30 mm.
*2. Resin attachment cannot be installed when selecting surface treatment.
*3. Resin attachment cannot be installed when selecting Extra soft silicone for pad material.

(8) -S3 spec. (Required for Pad & screw set only) Optional

Code	No code	-S3
Metal material	Standard	No copper-based metallic materials used in flow paths

Vacuum pad / Pad & screw set

Holders with the same "connection configuration code (M4 , M6 etc.)" can be connected. For connectable holders, please see the page of Pad holder only (page 384-).

Standard series, General type (R) and Deep type (A) Vacuum pad alone

P.406

Model code	○: Available as standard item									Connection config. code
	4 Pad rubber material									
	N	S	U	F	SE	NE	G	HN	EP	
	Nitrile	Silicone	Urethane	Fluoro	Conductive silicone	Conductive NBR (Low resistance)	Food Sanit. Act compliant NBR	HNBR	EPDM	
VP1R4	○	○	○	○	○	○	○	○	○	H3
VP2R4	○	○	○	○	○	○	○	○	○	
VP3R4	○	○	○	○	○	○	○	○	○	
VP4R4	○	○	○	○	○	○	○	○	○	
VP6R45	○	○	○	○	○	○	○	○	○	T8
VP8R45	○	○	○	○	○	○	○	○	○	
VP10R45	○	○	○	○	○	○	○	○	○	M4(*3)
VP15R(A)45	●	●	●	●	●	●	●	●	●	
VP20R(A)45	●	●	●	●	●	●	●	●	●	
VP25R(A)45	●	●	●	●	●	●	●	●	●	
VP30R(A)45	●	●	●	●	●	●	●	●	●	M6(*3)
VP40R(A)45	●	●	●	●	●	●	●	●	●	
VP50R(A)45	●	●	●	●	●	●	●	●	●	
VP60R(A)45	●	●	●	●	○	●	—	●	●	
VP80R(A)45	●	●	●	●	○	●	—	●	●	M10(*3)
VP100R(A)45	●	●	●	●	○	●	—	●	●	
VP150R45	○	○	○	○	○	○	—	○	○	M20(*3)
VP200R45	○	○	○	○	○	○	—	○	○	

Standard series, General type (R) and Deep type (A) Pad & screw set

P.406

Model code	○: Available as standard item										Connection config. code
	4 Pad rubber material									8	
	N	S	U	F	SE	NE	G	HN	EP	-S3	
	Nitrile	Silicone	Urethane	Fluoro	Conductive silicone	Conductive NBR (Low resistance)	Food Sanit. Act compliant NBR	HNBR	EPDM	-S3 spec.	
VP10R45-M48	○	○	○	○	○	○	○	○	○	○	M4
VP15R(A)45-M48	●	●	●	●	●	●	●	●	●	○	
VP20R(A)45-M68	●	●	●	●	●	●	●	●	●	○	M6
VP25R(A)45-M68	●	●	●	●	●	●	●	●	●	○	
VP30R(A)45-M68	●	●	●	●	●	●	●	●	●	○	
VP40R(A)45-M68	●	●	●	●	●	●	●	●	●	○	
VP50R(A)45-M68	●	●	●	●	●	●	●	●	●	○	
VP60R(A)45-M10	●	●	●	●	○	●	—	●	●	*2	M10
VP80R(A)45-M108	●	●	●	●	○	●	—	●	●	○	
VP100R(A)45-M108	●	●	●	●	○	●	—	●	●	○	
VP150R45-M208	○	○	○	○	○	○	—	○	○	○	M20
VP200R45-M208	○	○	○	○	○	○	—	○	○	○	

Standard series, Small type Vacuum pad alone

P.406

Model code	○: Available as standard item									Connection config. code
	4 Pad rubber material									
	N	S	U	F	SE	NE	G	HN	EP	
	Nitrile	Silicone	Urethane	Fluoro	Conductive silicone	Conductive NBR (Low resistance)	Food Sanit. Act compliant NBR	HNBR	EPDM	
VP0.7RM45	○	○	○	○	○	○	○	○	○	T4
VP1RM45	○	○	○	○	○	○	○	○	○	
VP1.5RM45	○	○	○	○	○	○	○	○	○	
VP2RM45	○	○	○	○	○	○	○	○	○	
VP3RM45	○	○	○	○	○	○	○	○	○	
VP4RM45	○	○	○	○	○	○	○	○	○	

■ Available pad size and material for surface treatment (Standard series, General type & Deep type) Add

Pad dia. (mm)	5 Surface treatment code				
	-NF	-SF	-DL	-ER	-FG
	Fiber surface		DLC. coating	Reformed surface	Fluoro-coating
	Nylon	Silk			
ø6	—	—	○	○	○
ø8	—	—	○	○	○
ø10	—	—	○	○	○
ø15	●	●	●	●	●
ø20	●	●	●	●	●
ø25	●	●	●	●	●
ø30	●	●	●	●	●
ø40	●	●	●	●	●
ø50	●	●	●	●	●
ø60	●	●	—	●	●
ø80	●	●	—	—	●
ø100	—	—	—	—	●
ø150	—	—	—	—	○
ø200	—	—	—	—	○
Material	S, F		S, F, SE	N, NE	S, SE

■ Available pad size and material for surface treatment (Standard series, Small type) Add

Pad dia. (mm)	5 Surface treatment code	
	-ER	-FG
	Reformed surface	Fluoro-coating
ø0.7	○	○
ø1	○	○
ø1.5	○	○
ø2	○	○
ø3	○	○
ø4	○	○
Material	N, NE	S, SE

CAD 2D 3D CAD data is available at PISCO website.

Package Packaging specifications 1 pc. /bag

Option Options
5 : Surface treatment
8 : -S3 ⇒ -S3 spec.

Notes
*1. For ● part in the table above, deep type of standard series is available.
*2. For Pad & screw set of 60 mm pad dia. (for general type and deep type), the standard spec. is equivalent to "-S3" spec.
*3. A pad screw is required to mount on the holder. If you do not have a pad screw, please select from the Pad & screw set.
*4. Configuration code: H3 is not available for surface treatment.

Holders with the same "connection configuration code (M4 , M6 etc.)" can be connected. For connectable holders, please see the page of Pad holder only (page 384-).

Soft series, Pad rubber alone

P.446

Model code	○: Available as standard item					Connection config. code
	4 Pad rubber material					
	N	S	FS	SE	NE	
	Nitrile	Silicone	Fluoro silicone	Conductive silicone	Conductive NBR (Low resistance)	
VP4L45	○	○	○	○	○	T15 M4(*)
VP6L45	○	○	○	○	○	
VP8L45	○	○	○	○	○	
VP10L45	○	○	○	○	○	
VP15L45	○	○	○	○	○	
VP20L45	○	○	○	○	○	T40 M6(*)
VP30L45	○	○	○	○	○	
VP40L45	○	○	○	○	○	

Soft series, Pad & screw set

P.446

Model code	○: Available as standard item						Connection config. code
	4 Pad rubber material					8	
	N	S	FS	SE	NE	-S3	
	Nitrile	Silicone	Fluoro silicone	Conductive silicone	Conductive NBR (Low resistance)	-S3 spec.	
VP4L45-M48	○	○	○	○	○	○	M4
VP6L45-M48	○	○	○	○	○	○	
VP8L45-M48	○	○	○	○	○	○	
VP10L45-M48	○	○	○	○	○	○	
VP15L45-M48	○	○	○	○	○	○	
VP20L45-M68	○	○	○	○	○	○	M6
VP30L45-M68	○	○	○	○	○	○	
VP40L45-M68	○	○	○	○	○	○	

Soft bellows series, Pad rubber alone

P.482

Model code	○: Available as standard item							Connection config. code
	4 Pad rubber material							
	N	S	U	SE	NE	HN	EP	
	Nitrile	Silicone	Urethane	Conductive silicone	Conductive NBR (Low resistance)	HNBR	EPDM	
VP6LB45	○	○	○	○	○	○	○	T15 M4(*)
VP8LB45	○	○	○	○	○	○	○	
VP10LB45	○	○	○	○	○	○	○	
VP15LB45	○	○	○	○	○	○	○	
VP20LB45	○	○	○	○	○	○	○	T40 M6(*)

■ Available pad size and material for surface treatment (Soft series) Add

Pad dia. (mm)	5 Surface treatment code				
	-NF	-SF	-DL	-ER	-FG
	Fiber surface		DLC. coating	Reformed surface	Fluoro-coating
	Nylon	Silk			
ø4	—	—	○	○	○
ø6	—	—	○	○	○
ø8	—	—	○	○	○
ø10	○	○	○	○	○
ø15	○	○	○	○	○
ø20	○	○	○	○	○
ø30	○	○	○	○	○
ø40	○	○	○	○	○
Material	S		S, SE	N, NE	S, SE

Soft bellows series, Pad & screw set

P.482

Model code	○: Available as standard item								Connection config. code
	4 Pad rubber material							8	
	N	S	U	SE	NE	HN	EP	-S3	
	Nitrile	Silicone	Urethane	Conductive silicone	Conductive NBR (Low resistance)	HNBR	EPDM	-S3 spec.	
VP6LB45-M48	○	○	○	○	○	○	○	○	M4
VP8LB45-M48	○	○	○	○	○	○	○	○	
VP10LB45-M48	○	○	○	○	○	○	○	○	
VP15LB45-M48	○	○	○	○	○	○	○	○	
VP20LB45-M68	○	○	○	○	○	○	○	○	M6

■ Available pad size and material for surface treatment (Soft bellows series) Add

Pad dia. (mm)	5 Surface treatment code				
	-NF	-SF	-DL	-ER	-FG
	Fiber surface		DLC. coating	Reformed surface	Fluoro-coating
	Nylon	Silk			
ø6	—	—	○	○	○
ø8	—	—	○	○	○
ø10	○	○	○	○	○
ø15	○	○	○	○	○
ø20	○	○	○	○	○
Material	S		S, SE	N, NE	S, SE

Skidproof series, Pad rubber alone

P.508

Model code	○: Available as standard item					Connection config. code
	4 Pad rubber material					
	NH	S	U	F	NE	
	Oil proof NBR	Silicone	Urethane	Fluoro	Conductive NBR (Low resistance)	
VP10K4	○	○	○	○	○	M4(*)
VP20K4	○	○	○	○	○	M6(*)
VP30K4	○	○	○	○	○	
VP40K4	○	○	○	○	○	
VP50K4	○	○	○	○	○	

Skidproof series, Pad & screw set

P.508

Model code	○: Available as standard item						Connection config. code
	4 Pad rubber material					8	
	NH	S	U	F	NE	-S3	
	Oil proof NBR	Silicone	Urethane	Fluoro	Conductive NBR (Low resistance)	-S3 spec.	
VP10K4-M48	○	○	○	○	○	○	M4
VP20K4-M68	○	○	○	○	○	○	M6
VP30K4-M68	○	○	○	○	○	○	
VP40K4-M68	○	○	○	○	○	○	
VP50K4-M68	○	○	○	○	○	○	

Notes
*A screw adapter (Soft/Soft bellows series) or a pad screw (Skidproof series) is required to mount on the holder. If you do not have a screw adapter and a pad screw, please select from the Pad & screw set.

CAD 2D 3D CAD data is available at PISCO website.

Package Packaging specifications 1 pc. /bag

Option Options
5 : Surface treatment 8 : -S3 ⇒ -S3 spec.

Vacuum pad / Pad & screw set

Holders with the same "connection configuration code (M4 , M6 etc.)" can be connected. For connectable holders, please see the page of Pad holder only (page 384-).

Bellows series, Pad rubber alone

P.526

Model code	○: Available as standard item										Connection config. code
	4 Pad rubber material										
	N	S	YS2	YS4	U	F	SE	NE	HN	EP	
	Nitrile	Silicone	Extra soft silicone(*2) Hardness 20°	Hardness 40°	Urethane	Fluoro	Conductive silicone	Conductive NBR (Low resistance)	HNBR	EPDM	
VP2B4	○	○	—	—	—	—	—	—	—	—	H3
VP4B4	○	○	—	—	—	—	○	—	—	—	
VP6B45	○	○	—	—	○	○	○	○	○	○	T8
VP8B45	○	○	—	—	○	○	○	○	○	○	
VP10B45	○	○	(*4)	(*4)	○	○	○	○	○	○	M4(*3)
VP15B45	○	○	(*4)	○	○	○	○	○	○	○	
VP20B45	○	○	○	○	○	○	○	○	○	○	M6(*3)
VP25B45	○	○	○	○	○	○	○	○	○	○	
VP30B45	○	○	○	○	○	○	○	○	○	○	
VP40B45	○	○	○	○	○	○	○	○	○	○	
VP50B45	○	○	○	○	○	○	○	○	○	○	
VP60B45	○	○	—	—	○	○	○	○	○	○	M10(*3)
VP80B45	○	○	—	—	○	○	○	○	○	○	
VP100B45	○	○	—	—	○	○	○	○	○	○	

Bellows series, Pad & screw set

P.526

Model code	○: Available as standard item											Connection config. code
	4 Pad rubber material										8	
	N	S	YS2	YS4	U	F	SE	NE	HN	EP	-S3	
	Nitrile	Silicone	Extra soft silicone(*2) Hardness 20°	Hardness 40°	Urethane	Fluoro	Conductive silicone	Conductive NBR (Low resistance)	HNBR	EPDM	-S3 spec.	
VP10B45-M48	○	○	(*4)	(*4)	○	○	○	○	○	○	○	M4
VP15B45-M48	○	○	(*4)	○	○	○	○	○	○	○	○	
VP20B45-M68	○	○	○	○	○	○	○	○	○	○	○	M6
VP25B45-M68	○	○	○	○	○	○	○	○	○	○	○	
VP30B45-M68	○	○	○	○	○	○	○	○	○	○	○	
VP40B45-M68	○	○	○	○	○	○	○	○	○	○	○	
VP50B45-M68	○	○	○	○	○	○	○	○	○	○	○	
VP60B45-M10	○	○	—	—	○	○	○	○	○	○	(*1)	M10
VP80B45-M108	○	○	—	—	○	○	○	○	○	○	○	
VP100B45-M108	○	○	—	—	○	○	○	○	○	○	○	

■ Available pad size and material for surface treatment (Bellows series) Add

Pad dia. (mm)	5 Surface treatment code					
	-NF	-SF	-DL	-ER	-FG	
	Fiber surface		DLC. coating	Reformed surface	Fluoro-coating	
	Nylon	Silk			(S, SE)	(YS2, YS4)
ø6	—	—	○	○	○	—
ø8	—	—	○	○	○	—
ø10	—	—	○	○	○	—
ø15	○	○	○	○	○	○
ø20	○	○	○	○	○	○
ø25	○	○	○	○	○	○
ø30	○	○	○	○	○	○
ø40	○	○	○	○	○	○
ø50	○	○	○	○	○	○
ø60	○	○	—	○	○	—
ø80	○	○	—	—	○	—
ø100	—	—	—	—	○	—
Material	S, F		S, F, SE	N, NE	S, SE, YS2, YS4	

*4.
Fluoro-coating of Extra soft silicone (YS2, YS4)
For Extra soft silicone pads, dia. 10 mm or 15 mm of 20° hardness type (YS2) and dia. 10 mm of 40° hardness type (YS4) can be selected only when Fluoro-coating treatment is selected.

Model code	YS2	YS4	8 -S3	Connection config. code
	Extra soft silicone(*2) Hardness20°	Hardness40°	-S3 spec.	
VP10B4-FG	○	○	—	M4(*3)
VP15B4-FG	○	—	—	
	Pad & screw set			
VP10B4-FG-M48	○	○	○	M4
VP15B4-FG-M48	○	—	○	

Notes
*1. For Pad & screw set of Bellows series 60 mm pad dia., the standard spec. is equivalent to "-S3" spec.
*2. Extra soft silicone is compliant with Food Sanitation Act and FDA.
*3. A pad screw is required to mount on the holder. If you do not have a pad screw, please select from the Pad & screw set.

CAD data is available at PISCO website.

Packaging specifications
1 pc. /bag

Options
5 : Surface treatment
8 : -S3 ⇒ -S3 spec.

Holders with the same "connection configuration code (M4 , M6 etc.)" can be connected. For connectable holders, please see the page of Pad holder only (page 384-).

Bellows series, with Resin attachment

P.526

Model code	○: Available as standard item								Connection config. code
	4 Pad rubber material								
	N	S	U	F	SE	NE	HN	EP	
	Nitrile	Silicone	Urethane	Fluoro	Conductive silicone	Conductive NBR (Low resistance)	HNBR	EPDM	
VP10B4-QK	○	○	○	○	○	○	○	○	M4(*1)
VP10B4-QM	○	○	○	○	○	○	○	○	
VP10B4-QKE	○	○	○	○	○	○	○	○	
VP15B4-QK	○	○	○	○	○	○	○	○	
VP15B4-QM	○	○	○	○	○	○	○	○	
VP15B4-QKE	○	○	○	○	○	○	○	○	
VP20B4-QK	○	○	○	○	○	○	○	○	M6(*1)
VP20B4-QM	○	○	○	○	○	○	○	○	
VP20B4-QKE	○	○	○	○	○	○	○	○	
VP25B4-QK	○	○	○	○	○	○	○	○	
VP25B4-QM	○	○	○	○	○	○	○	○	
VP25B4-QKE	○	○	○	○	○	○	○	○	
VP30B4-QK	○	○	○	○	○	○	○	○	
VP30B4-QM	○	○	○	○	○	○	○	○	
VP30B4-QKE	○	○	○	○	○	○	○	○	

Picture of mark-free resin attachment with pad

By attaching a resin attachment, bellows pad (pad dia.: 10 to 30 mm) can be used as Mark-free pad.



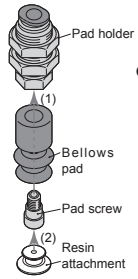

● How to attach
(1) Fix a bellows pad and a pad holder with a pad screw.
(2) Attach a resin attachment to the bellows pad.

Bellows series, Pad & screw set + Resin attachment

P.526

Model code	○: Available as standard item									Connection config. code
	4 Pad rubber material								8	
	N	S	U	F	SE	NE	HN	EP	-S3	
	Nitrile	Silicone	Urethane	Fluoro	Conductive silicone	Conductive NBR (Low resistance)	HNBR	EPDM	-S3 spec.	
VP10B4-M4-QK8	○	○	○	○	○	○	○	○	○	M4
VP10B4-M4-QM8	○	○	○	○	○	○	○	○	○	
VP10B4-M4-QKE8	○	○	○	○	○	○	○	○	○	
VP15B4-M4-QK8	○	○	○	○	○	○	○	○	○	
VP15B4-M4-QM8	○	○	○	○	○	○	○	○	○	
VP15B4-M4-QKE8	○	○	○	○	○	○	○	○	○	
VP20B4-M6-QK8	○	○	○	○	○	○	○	○	○	M6
VP20B4-M6-QM8	○	○	○	○	○	○	○	○	○	
VP20B4-M6-QKE8	○	○	○	○	○	○	○	○	○	
VP25B4-M6-QK8	○	○	○	○	○	○	○	○	○	
VP25B4-M6-QM8	○	○	○	○	○	○	○	○	○	
VP25B4-M6-QKE8	○	○	○	○	○	○	○	○	○	
VP30B4-M6-QK8	○	○	○	○	○	○	○	○	○	
VP30B4-M6-QM8	○	○	○	○	○	○	○	○	○	
VP30B4-M6-QKE8	○	○	○	○	○	○	○	○	○	

Mark-free resin attachment for Bellows series

P.526

Model code	○: Available as standard item		
	4 Resin attachment material		
	K	M	KE
	PEEK	POM	Conductive PEEK
VP10BQ4-AT	○	○	○
VP15BQ4-AT	○	○	○
VP20BQ4-AT	○	○	○
VP25BQ4-AT	○	○	○
VP30BQ4-AT	○	○	○

Notes
*1. A pad screw is required to mount on the holder. If you do not have a pad screw, please select from the Pad & screw set.
*2. Resin attachment must be used with a vacuum pad for work conveyance.

CAD data is available at PISCO website.

Packaging specifications
1 pc. /bag

Options
8 : -S3 ⇒ -S3 spec.

Vacuum pad / Pad & screw set

Holders with the same "connection configuration code (M4 , M6 etc.)" can be connected. For connectable holders, please see the page of Pad holder only (page 384-).

Multi-bellows series, Pad rubber alone

P.560

Model code	○: Available as standard item										Connection config. code
	4 Pad rubber material										
	N	S	YS2	YS4	U	F	NE	G	HN	EP	
	Nitrile	Silicone	Extra soft silicone(*1) Hardness 20°	Extra soft silicone(*1) Hardness 40°	Urethane	Fluoro	Conductive NBR (Low resistance)	Food Sanit. Act compliant NBR	HNBR	EPDM	
VP6W4 5	○	○	—	—	—	○	○	○	○	○	T8
VP8W4 5	○	○	—	—	—	○	○	○	○	○	
VP10W4 5	○	○	(*3)	(*3)	○	○	○	○	○	○	M4(*2)
VP20W4 5	○	○	○	○	○	○	○	○	○	○	M6(*2)
VP30W4 5	○	○	○	○	○	○	○	○	○	○	
VP40W4 5	○	○	○	○	○	○	○	○	○	○	
VP50W4 5	○	○	○	○	○	○	○	○	○	○	

Notes
*1. Extra soft silicone and vacuum pad for packaging bag series (including oversuction preventing adapter) are compliant with Food Sanitation Act and FDA.
*2. A pad screw is required to mount on the holder. If you do not have a pad screw, please select from the Pad & screw set.

CAD data is available at PISCO website.

Packaging specifications
1 pc. /bag

Options
5 : Surface treatment
8 : -S3 ⇒ -S3 spec.

Multi-bellows series, Pad & screw set

P.560

Model code	○: Available as standard item											Connection config. code
	4 Pad rubber material										8	
	N	S	YS2	YS4	U	F	NE	G	HN	EP	-S3	
	Nitrile	Silicone	Extra soft silicone(*1) Hardness 20°	Extra soft silicone(*1) Hardness 40°	Urethane	Fluoro	Conductive NBR (Low resistance)	Food Sanit. Act compliant NBR	HNBR	EPDM	-S3 spec.	
VP10W4 5-M4 8	○	○	(*3)	(*3)	○	○	○	○	○	○	○	M4
VP20W4 5-M6 8	○	○	○	○	○	○	○	○	○	○	○	M6
VP30W4 5-M6 8	○	○	○	○	○	○	○	○	○	○	○	
VP40W4 5-M6 8	○	○	○	○	○	○	○	○	○	○	○	
VP50W4 5-M6 8	○	○	○	○	○	○	○	○	○	○	○	

*cnvls=convolutions

P.586

Packaging bag 3 cnvls
Lip hardness 20°
Pad rubber alone

Model code	Connection config. code
VP20PBS23 5	PB8
VP25PBS23 5	
VP30PBS23 5	PB15
VP40PBS23 5	
VP50PBS23 5	

P.586

Packaging bag 3 cnvls
Lip hardness 40°
Pad rubber alone

Model code	Connection config. code
VP20PBS43 5	PB8
VP25PBS43 5	
VP30PBS43 5	PB15
VP40PBS43 5	
VP50PBS43 5	

P.586

Packaging bag 5 cnvls
Lip hardness 20°
Pad rubber alone

Model code	Connection config. code
VP20PBS25 5	PB8
VP25PBS25 5	
VP30PBS25 5	PB15
VP40PBS25 5	
VP50PBS25 5	

P.586

Packaging bag 5 cnvls
Lip hardness 40°
Pad rubber alone

Model code	Connection config. code
VP20PBS45 5	PB8
VP25PBS45 5	
VP30PBS45 5	PB15
VP40PBS45 5	
VP50PBS45 5	

Oversuction preventing adapter with pad

Vacuum pad for packaging bag

Oversuction preventing adapter

P.586

Oversuction preventing adapter
Spherical type (exclusive to packaging bag pad)

Model code	Pad dia. (mm)
VP20PB-FS	ø20
VP25PB-FS	ø25
VP30PB-FS	ø30
VP40PB-FS	ø40
VP50PB-FS	ø50

P.586

Oversuction preventing adapter
Spherical type with stainless steel mesh (exclusive to packaging bag pad)

Model code	Pad dia. (mm)
VP20PB-MS	ø20
VP25PB-MS	ø25
VP30PB-MS	ø30
VP40PB-MS	ø40
VP50PB-MS	ø50

P.586

Oversuction preventing adapter
Plane type (exclusive to packaging bag pad)

Model code	Pad dia. (mm)
VP20PB-FF	ø20
VP25PB-FF	ø25
VP30PB-FF	ø30
VP40PB-FF	ø40
VP50PB-FF	ø50

P.586

Oversuction preventing adapter
Plane type with stainless steel mesh (exclusive to packaging bag pad)

Model code	Pad dia. (mm)
VP20PB-MF	ø20
VP25PB-MF	ø25
VP30PB-MF	ø30
VP40PB-MF	ø40
VP50PB-MF	ø50

Spherical type

Plane type

■ Available pad size and material for surface treatment (Multi-bellows series) Add

Pad dia. (mm)	5 Surface treatment code			
	-DL	-ER	-FG	
	DLC. coating	Reformed surface	Fluoro-coating (S)	Fluoro-coating (YS2, YS4)
ø6	—	○	○	—
ø8	—	○	○	—
ø10	○	○	○	—
ø20	○	○	○	○
ø30	—	○	○	○
ø40	—	○	○	○
ø50	—	○	○	○
Material	S, F	N, NE	S, YS2, YS4	

*3.
Fluoro-coating of Extra soft silicone (YS2, YS4)
For Extra soft silicone pads, dia. 10 mm can be selected only when Fluoro-coating treatment is selected.

Model code	YS2	YS4	8 -S3	Connection config. code
	Extra soft silicone(*1) Hardness 20°	Extra soft silicone(*1) Hardness 40°	-S3 spec.	
VP10W4-FG	○	○	—	M4(*2)
	Pad & screw set			
VP10W4-FG-M4 8	○	○	○	M4

■ Available pad size and material for surface treatment (For Packaging bag) Add

Pad dia. (mm)	5 Surface treatment code	
	-FG	
	Fluoro-coating (3 cnvls)	Fluoro-coating (5 cnvls)
ø20	○	○
ø25	○	○
ø30	○	○
ø40	○	○
ø50	○	○

Holders with the same "connection configuration code (M4 , M6 etc.)" can be connected. For connectable holders, please see the page of Pad holder only (page 384-).

New

Metal Detectable series (Bellows with bumps and ribs), Pad rubber alone

P.590

Model code	○: Available as standard item				Connection config. code
	4 Pad rubber material				
	MSF3	MSF5	MSS3	MSS5	
	Metal detectable silicone				
	Iron powder type		SUS powder type		
	Hardness 30°	Hardness 50°	Hardness 30°	Hardness 50°	
VP10BE4	○	○	○	○	M4(*)
VP15BE4	○	○	○	○	
VP20BE4	○	○	○	○	M6(*)

New

Metal Detectable series (Bellows with bumps and ribs), Pad & screw set

P.590

Model code	○: Available as standard item				8 -S3	Connection config. code
	4 Pad rubber material					
	MSF3	MSF5	MSS3	MSS5		
	Metal detectable silicone				-S3 spec.	
	Iron powder type		SUS powder type			
	Hardness 30°	Hardness 50°	Hardness 30°	Hardness 50°		
VP10BE4-M4 8	○	○	○	○	○	M4
VP15BE4-M4 8	○	○	○	○	○	
VP20BE4-M6 8	○	○	○	○	○	M6

New

Metal Detectable series (Bellows with bumps and no ribs), Pad rubber alone

P.590

Model code	○: Available as standard item				Connection config. code
	4 Pad rubber material				
	MSF3	MSF5	MSS3	MSS5	
	Metal detectable silicone				
	Iron powder type		SUS powder type		
	Hardness 30°	Hardness 50°	Hardness 30°	Hardness 50°	
VP10BD4	○	○	○	○	M4(*)
VP15BD4	○	○	○	○	
VP20BD4	○	○	○	○	M6(*)

New

Metal Detectable series (Bellows with bumps and no ribs), Pad & screw set

P.590

Model code	○: Available as standard item				8 -S3	Connection config. code
	4 Pad rubber material					
	MSF3	MSF5	MSS3	MSS5		
	Metal detectable silicone				-S3 spec.	
	Iron powder type		SUS powder type			
	Hardness 30°	Hardness 50°	Hardness 30°	Hardness 50°		
VP10BD4-M4 8	○	○	○	○	○	M4
VP15BD4-M4 8	○	○	○	○	○	
VP20BD4-M6 8	○	○	○	○	○	M6

Ultrathin series, Pad rubber alone

P.604

Model code	○: Available as standard item						Connection config. code
	4 Pad rubber material						
	N	S	U	F	FS	NE	
	Nitrile	Silicone	Urethane	Fluoro	Fluoro silicone	Conductive NBR (Low resistance)	
VP8P4 5	○	○	○	○	○	○	T8
VP10P4 5	○	○	○	○	○	○	
VP15P4 5	○	○	○	○	○	○	
VP20P4 5	○	○	○	○	○	○	

■ Available pad size and material for surface treatment (Ultrathin series) Add

Pad dia. (mm)	5 Surface treatment code		
	-DL	-ER	-FG
	DLC. coating	Reformed surface	Fluoro-coating
ø8	○	○	○
ø10	○	○	○
ø15	○	○	○
ø20	○	○	○
Material	S, F	N, NE	S

Notes
*A pad screw is required to mount on the holder. If you do not have a pad screw, please select from the Pad & screw set.

CAD data is available at PISCO website.

Packaging specifications
1 pc. /bag

Options
5 : Surface treatment
8 : -S3 ⇒ -S3 spec.

Vacuum pad / Pad & screw set

Holders with the same "connection configuration code (M4 , M6 etc.)" can be connected. For connectable holders, please see the page of Pad holder only (page 384-).

Flat series, Pad rubber alone

P.622

Model code	○: Available as standard item						Connection config. code
	4 Pad rubber material						
	N	S	U	F	SE	NE	
	Nitrile	Silicone	Urethane	Fluoro	Conductive silicone	Conductive NBR (Low resistance)	
VP10F4 5	○	○	○	○	○	○	M4(*1)
VP15F4 5	○	○	○	○	○	○	
VP20F4 5	○	○	○	○	○	○	M6(*1)
VP25F4 5	○	○	○	○	○	○	
VP30F4 5	○	○	○	○	○	○	

Flat series, Pad & screw set

P.622

Model code	○: Available as standard item							Connection config. code
	4 Pad rubber material						8	
	N	S	U	F	SE	NE	-S3	
	Nitrile	Silicone	Urethane	Fluoro	Conductive silicone	Conductive NBR (Low resistance)	-S3 spec.	
VP10F4 5-M4 8	○	○	○	○	○	○	○	M4
VP15F4 5-M4 8	○	○	○	○	○	○	○	
VP20F4 5-M6 8	○	○	○	○	○	○	○	M6
VP25F4 5-M6 8	○	○	○	○	○	○	○	
VP30F4 5-M6 8	○	○	○	○	○	○	○	

Flat large suction flow series, Pad rubber alone

P.622

Model code	○: Available as standard item					Connection config. code
	4 Pad rubber material					
	N	S	F	SE	NE	
	Nitrile	Silicone	Fluoro	Conductive silicone	Conductive NBR (Low resistance)	
VP10FH4 5	○	○	○	○	○	M4(*1)
VP15FH4 5	○	○	○	○	○	
VP20FH4 5	○	○	○	○	○	
VP25FH4 5	○	○	○	○	○	M6(*1)
VP30FH4 5	○	○	○	○	○	

Flat large suction flow series, Pad & screw set

P.622

Model code	○: Available as standard item						Connection config. code
	4 Pad rubber material					8	
	N	S	F	SE	NE	-S3	
	Nitrile	Silicone	Fluoro	Conductive silicone	Conductive NBR (Low resistance)	-S3 spec.	
VP10FH4 5-M4 8	○	○	○	○	○	○	M4
VP15FH4 5-M4 8	○	○	○	○	○	○	
VP20FH4 5-M6 8	○	○	○	○	○	○	M6
VP25FH4 5-M6 8	○	○	○	○	○	○	
VP30FH4 5-M6 8	○	○	○	○	○	○	

Mark-free series, Resin pad alone

P.642

Model code	○: Available as standard item			Connection config. code
	4 Pad rubber material			
	K	M	KE	
	PEEK	POM	Conductive PEEK	
VP10Q4	○	○	○	M4(*1)
VP20Q4	○	○	○	M6(*1)
VP30Q4	○	○	○	

Mark-free series, with Flexible Swing Joint

P.642

Model code	○: Available as standard item				Connection config. code
	4 Pad rubber material			8	
	K	M	KE	-S3	
	PEEK	POM	Conductive PEEK	-S3 spec.	
VP10Q4-M4 8	○	○	○	○	M4
VP20Q4-M6 8	○	○	○	○	M6
VP30Q4-M6 8	○	○	○	○	

■ Available pad size and material for surface treatment (Flat・Flat large flow series) Add

Pad dia. (mm)	5 Surface treatment code		
	-DL	-ER	-FG
	DLC. coating	Reformed surface	Fluoro-coating
ø10	○	○	○
ø15	○	○	○
ø20	○	○	○
ø25	○	○	○
ø30	○	○	○
Material	S, F, SE	N, NE	S, SE

Sponge series, Pad rubber alone

P.656

Model code	○: Available as standard item		Connection config. code
	4 Pad rubber material		
	C	S	
	Chloroprene	Silicone	
VP10S4	○	○	
VP15S4	○	○	
VP20S4	○	○	
VP25S4	○	○	M6(*1)
VP30S4	○	○	
VP35S4	○	○	
VP50S4	○	○	
VP70S4	○	○	M10(*1)
VP100S4	○	○	

Sponge series, Pad & screw set

P.656

Model code	○: Available as standard item			Connection config. code
	4 Pad rubber material		8	
	C	S	-S3	
	Chloroprene	Silicone	-S3 spec.	
VP10S4-M6 8	○	○	○	
VP15S4-M6 8	○	○	○	
VP20S4-M6 8	○	○	○	
VP25S4-M6 8	○	○	○	M6
VP30S4-M6 8	○	○	○	
VP35S4-M6 8	○	○	○	
VP50S4-M6 8	○	○	○	
VP70S4-M10	○	○	(*3)	M10
VP100S4-M10	○	○	(*3)	

Notes
*1. A pad screw is required to mount on the holder. If you do not have a pad screw, please select from the Pad & screw set.
*2. A Flexible Swing Joint is required to mount on the holder. If you do not have a Flexible Swing Joint, please select from the Mark-free series, with Flexible Swing Joint set.
*3. For Pad & screw set of Sponge series 70 mm and 100 mm pad dia., the standard spec. is equivalent to "-S3" spec.

CAD data is available at PISCO website.

Packaging specifications
1 pc. /bag

Options
5 : Surface treatment
8 : -S3 ⇒ -S3 spec.

Holders with the same "connection configuration code (E10 , E20 etc.)" can be connected. For connectable holders, please see the page of Pad holder only (page 384-).

Oval series, Pad rubber alone

P.680

Model code	○: Available as standard item								Connection config. code	
	4 Pad rubber material									
	N	S	U	F	SE	NE	HN	EP		
	Nitrile	Silicone	Urethane	Fluoro	Conductive silicone	Conductive NBR (Low resistance)	HNBR	EPDM		
VP2×4E4 5	○	○	○	○	○	○	○	○		
VP3.5×7E4 5	○	○	○	○	○	○	○	○	E10	
VP4×10E4 5	○	○	○	○	○	○	○	○		
VP4×20E4 5	○	○	○	○	○	○	○	○	E20	
VP4×30E4 5	○	○	—	—	○	○	○	○		
VP5×10E4 5	○	○	○	○	○	○	○	○	E10	M6(*1)
VP5×20E4 5	○	○	○	○	○	○	○	○	E20	
VP5×30E4 5	○	○	○	○	○	○	○	○		
VP6×10E4 5	○	○	○	○	○	○	○	○	E10	
VP6×20E4 5	○	○	○	○	○	○	○	○		
VP6×30E4 5	○	○	○	○	○	○	○	○	E20	
VP8×20E4 5	○	○	○	○	○	○	○	○		
VP8×30E4 5	○	○	○	○	○	○	○	○		

■ Available pad size and material for surface treatment (Oval series) Add

Pad dia. (mm)	5 Surface treatment code		
	-DL	-ER	-FG
	DLC. coating	Reformed surface	Fluoro-coating
2×4	○	○	○
3.5×7	○	○	○
4×10	○	○	○
4×20	○	○	○
4×30	○	○	○
5×10	○	○	○
5×20	○	○	○
5×30	○	○	○
6×10	○	○	○
6×20	○	○	○
6×30	○	○	○
8×20	○	○	○
8×30	○	○	○
Material	S, F, SE	N, NE	S, SE

Oval series, Pad & screw set

P.680

Model code	○: Available as standard item									Connection config. code
	4 Pad rubber material								8	
	N	S	U	F	SE	NE	HN	EP	-S3	
	Nitrile	Silicone	Urethane	Fluoro	Conductive silicone	Conductive NBR (Low resistance)	HNBR	EPDM	-S3 spec.	
VP2×4E4 5-M6 8	○	○	○	○	○	○	○	○	○	
VP3.5×7E4 5-M6 8	○	○	○	○	○	○	○	○	○	
VP4×10E4 5-M6 8	○	○	○	○	○	○	○	○	○	
VP4×20E4 5-M6 8	○	○	○	○	○	○	○	○	○	
VP4×30E4 5-M6 8	○	○	—	—	○	○	○	○	○	
VP5×10E4 5-M6 8	○	○	○	○	○	○	○	○	○	
VP5×20E4 5-M6 8	○	○	○	○	○	○	○	○	○	M6
VP5×30E4 5-M6 8	○	○	○	○	○	○	○	○	○	
VP6×10E4 5-M6 8	○	○	○	○	○	○	○	○	○	
VP6×20E4 5-M6 8	○	○	○	○	○	○	○	○	○	
VP6×30E4 5-M6 8	○	○	○	○	○	○	○	○	○	
VP8×20E4 5-M6 8	○	○	○	○	○	○	○	○	○	
VP8×30E4 5-M6 8	○	○	○	○	○	○	○	○	○	

Notes
*A pad screw is required to mount on the holder. If you do not have a pad screw, please select from the Pad & screw set.

CAD data is available at PISCO website.

Packaging specifications
1 pc. /bag

Options
5 : Surface treatment
8 : -S3 ⇒ -S3 spec.

Vacuum Pad Configuration

Pad dia. : ø0.7, ø1, ø1.5, ø2, ø3, ø4 mm

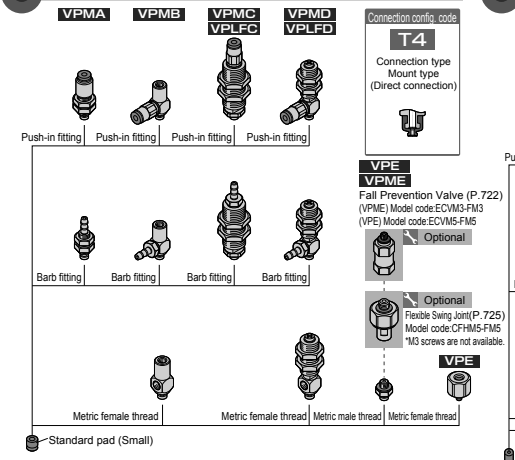

Standard pad (Small) dia. : ø0.7, ø1, ø1.5, ø2, ø3, ø4mm

Pad dia. : ø1, ø2, ø3, ø4 mm

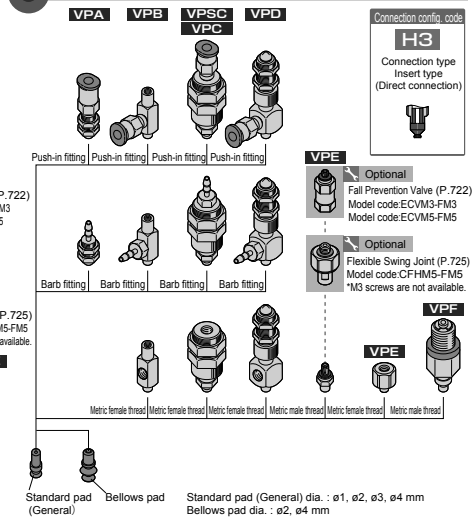

Standard pad (General) dia. : ø1, ø2, ø3, ø4 mm
Bellows pad dia. : ø2, ø4 mm

Pad dia. : ø6, ø8, ø10, ø15, ø20 mm



Standard (General) / Bellows/Multi-bellows pad dia. : ø6, ø8 mm
Ultrathin pad dia. : ø8, ø10, ø15, ø20 mm

Pad dia. : ø4, ø6, ø8, ø10, ø15 mm

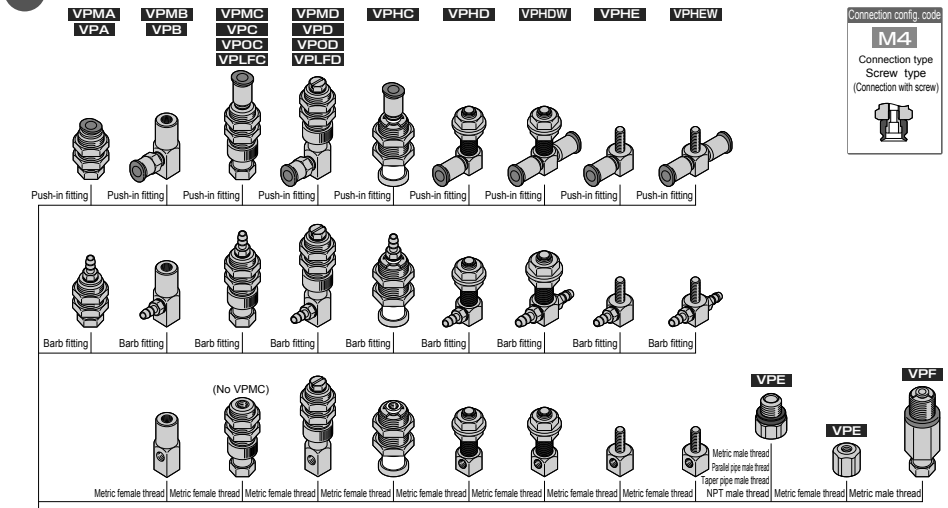

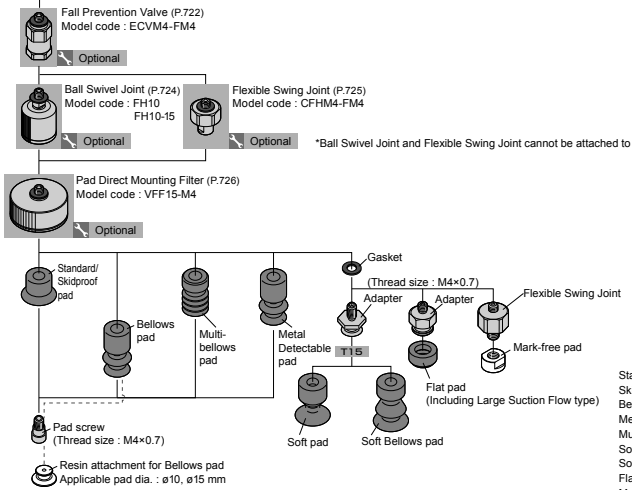

Standard pad dia.: ø10, ø15 mm
Skidproof pad dia.: ø10 mm
Bellows pad dia. : ø10, ø15 mm
Metal Detectable pad dia.: ø10, ø15 mm
Multi-bellows pad dia.: ø10 mm
Soft pad dia.: ø4, ø6, ø8, ø10, ø15 mm
Soft-bellows pad dia.: ø6, ø8, ø10, ø15 mm
Flat pad dia.: ø10, ø15 mm (Including Large Suction Flow type)
Mark-free pad dia.: ø10 mm

Vacuum Pad Configuration

Pad dia. : ø10, ø15, ø20, ø25, ø30, ø35, ø40, ø50 mm

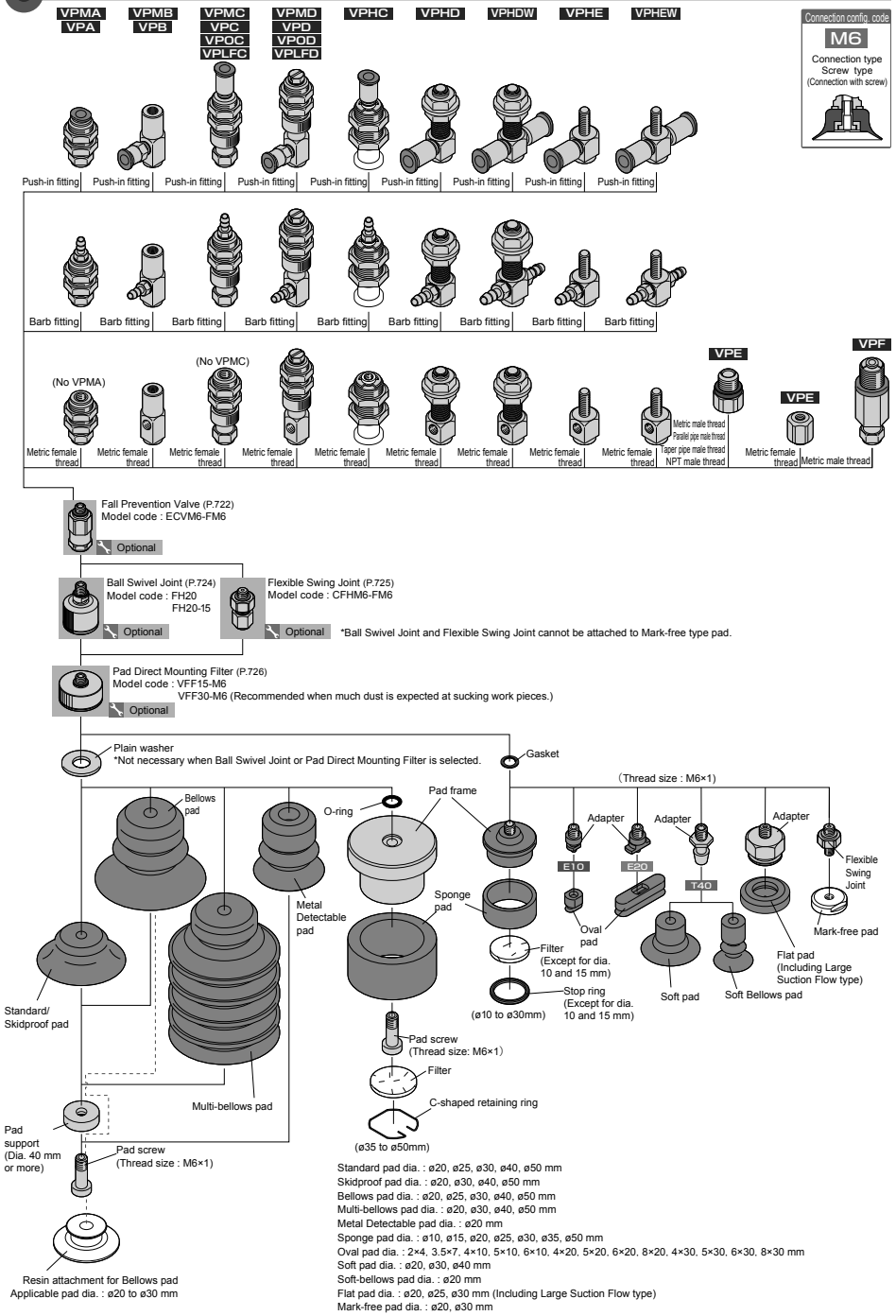

Standard pad dia. : ø20, ø25, ø30, ø40, ø50 mm
Skidproof pad dia. : ø20, ø30, ø40, ø50 mm
Bellows pad dia. : ø20, ø25, ø30, ø40, ø50 mm
Multi-bellows pad dia. : ø20, ø30, ø40, ø50 mm
Metal Detectable pad dia. : ø20 mm
Sponge pad dia. : ø10, ø15, ø20, ø25, ø30, ø35, ø50 mm
Oval pad dia. : 2×4, 3.5×7, 4×10, 5×10, 6×10, 4×20, 5×20, 6×20, 8×20, 4×30, 5×30, 6×30, 8×30 mm
Soft pad dia. : ø20, ø30, ø40 mm
Soft-bellows pad dia. : ø20 mm
Flat pad dia. : ø20, ø25, ø30 mm (Including Large Suction Flow type)
Mark-free pad dia. : ø20, ø30 mm

Pad dia. : ø60, ø70, ø80, ø100 mm

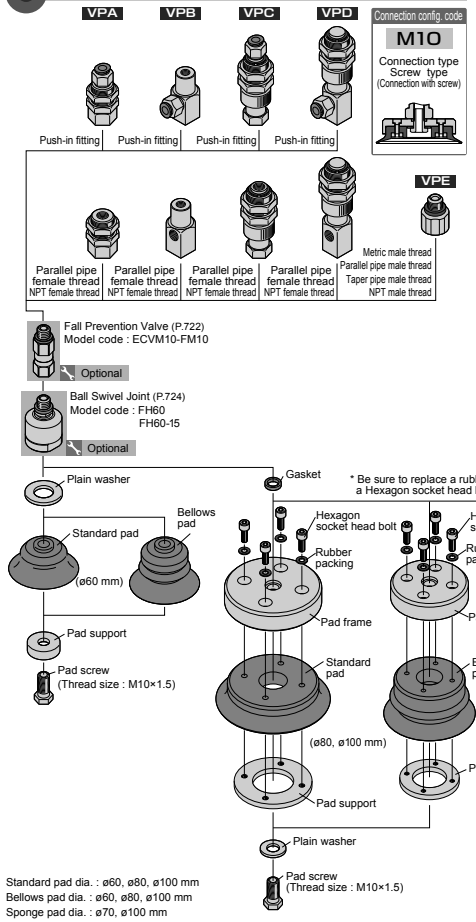

Standard pad dia. : ø60, ø80, ø100 mm
Bellows pad dia. : ø60, ø80, ø100 mm
Sponge pad dia. : ø70, ø100 mm

Pad dia. : ø150, ø200 mm

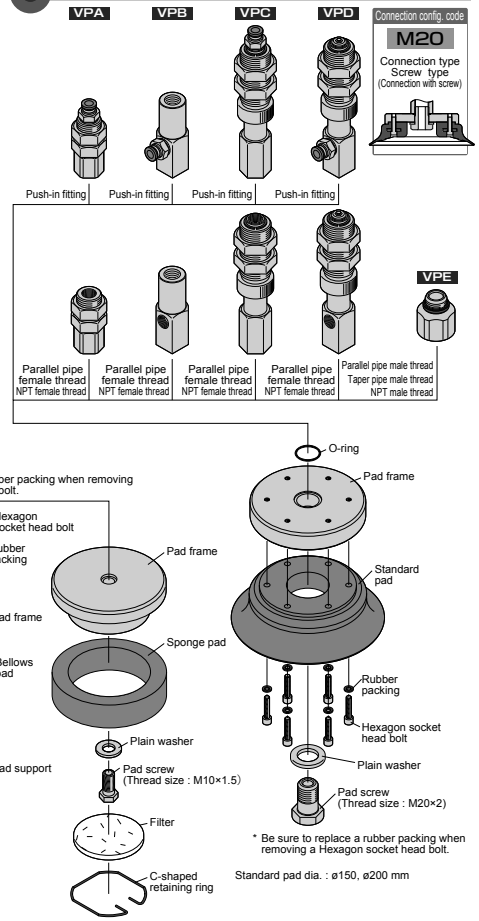

Standard pad dia. : ø150, ø200 mm

Vacuum Pad

Vacuum Pad Configuration

Pad dia. : ø4, ø6, ø8, ø10, ø15 mm (Exclusive to Soft and Soft Bellows type)

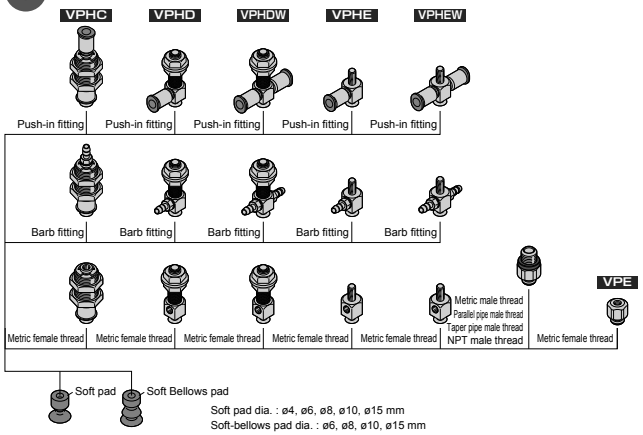

Connection config. code
T15
Connection type
Mount type
(Direct connection)

Pad dia. : ø20, ø30, ø40 mm (Exclusive to Soft and Soft Bellows type)

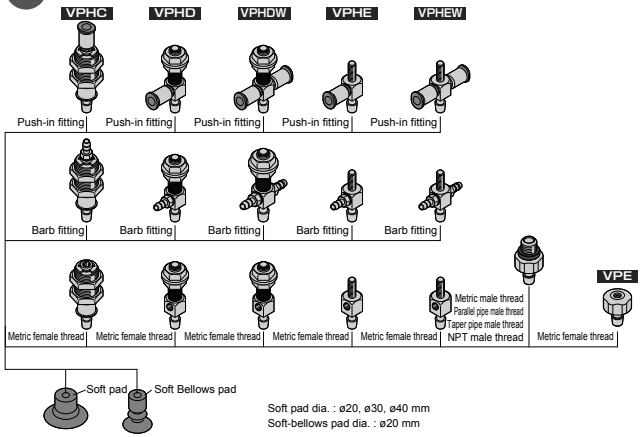

Connection config. code
T40
Connection type
Mount type
(Direct connection)

Pad dia. : ø20, ø25 mm (Exclusive to Vacuum pad for packaging bag)

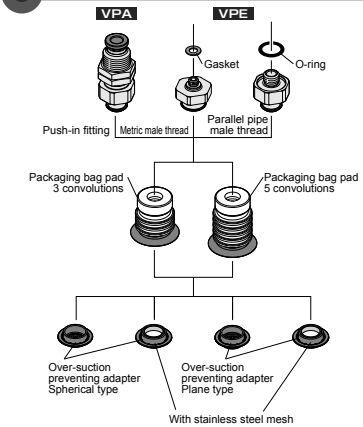

Connection config. code
PB8
Connection type
Mount type
(Direct connection)

Pad dia. : ø30, ø40, ø50 mm (Exclusive to Vacuum pad for packaging bag)

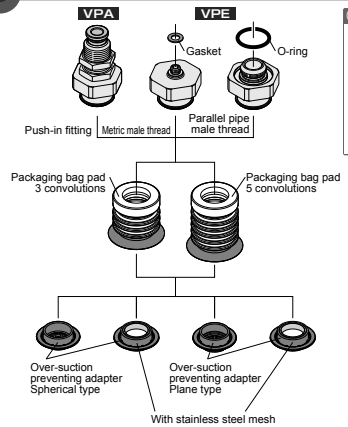

Connection config. code
PB15
Connection type
Mount type
(Direct connection)

Pad size : 2×4, 3.5×7, 4 to 6×10 mm (Exclusive to Oval type)

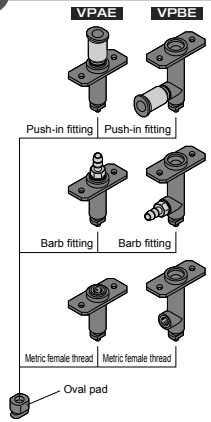

Connection config. code
E10
Connection type
Mount type
(Direct connection)

Pad size : 4 to 8×20 mm, 4 to 8×30 mm (Exclusive to Oval type)

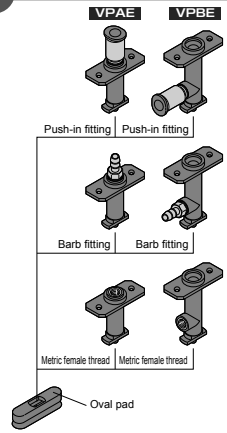

Connection config. code
E20
Connection type
Mount type
(Direct connection)