Vacuum pad holder only

For purchasing only vacuum pad holder to use with PISCO vacuum pad you have.

Model Designation (Example)

VP	C	-	M4	-6	-4J	-DC	-ECV	-FH	-F15	-S3
(1)	(2)		(3)	(4)	(5)	(6)	(7)	(8)	(9)	(10)
						Optional	Optional	Optional	Optional	Optional

(1) Vacuum Pad

(2) Holder type

● Common holder

		Fixed type		Spring type				
		Mini	Standard	Mini	Slim	Standard	No cover	Low dust emission
Top port	Code	MA	A	MC	SC	C	OC	LFC
	Type	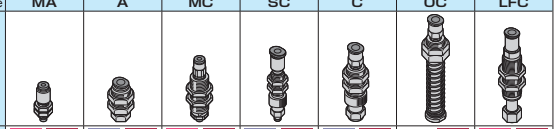						
	Configuration code	T4 T8 M4 M6	H3 T8 M4 M6 M10 M20 G1 G2 G3 G4	T4 T8 M4 M6	H3 T8	H3 T8 M4 M6 M10 M20 G1 G2 G3 G4	T8 M4 M6	T4 T8 M4 M6
Side port	Code	MB	B	MD	—	D	OD	LFD
	Type	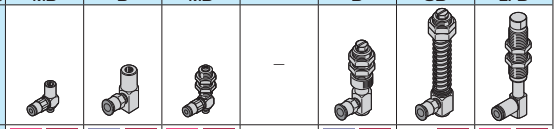						
	Configuration code	T4 T8 M4 M6	H3 T8 M4 M6 M10 M20 G1 G2 G3 G4	T4 T8 M4 M6	—	H3 T8 M4 M6 M10 M20 G1 G2 G3 G4	T8 M4 M6	T4 T8 M4 M6
Direct mount	Code	ME	E	—	—	F		
	Type							
	Configuration code	T4 T8	H3 T4 T8 M4 M6 M10 M20 T15 T40	—	—	H3 T8 M4 M6		

*Holders with configuration code: G1 to G4 can be connected to VPE holders.

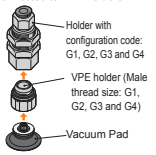

● Common holder (Lightweight/Low Low profile)

		Top port	Side port	Dual side port
Spring type (Lightweight)	Code	HC	HD	HDW
	Type	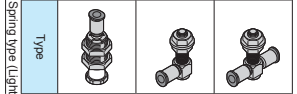		
	Configuration code	T15 T40 M4 M6	T15 T40 T8 M4 M6	T15 T40 T8 M4 M6
Fixed type, Direct mount (Low profile)	Code	—	HE	HEW
	Type	—	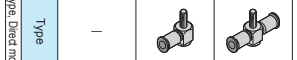	
	Configuration code	—	T15 T40 T8 M4 M6	T15 T40 T8 M4 M6

● Special holder *Pads of other shapes cannot be installed.

		A	B
For oval type	Code	A	B
	Type	Top port 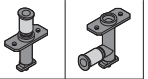	Side port
	Configuration code	E10 E20	E10 E20
For packaging bag	Code	A	E
	Type	Fixed type 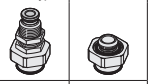	Direct mount
	Configuration code	PB8 PB15	PB8 PB15

(3) Pad connection type (○: Available)

Code	H3	T4	T8	M4	M6	M10	M20	G1	G2	G3	G4	T15	T40	E10	E20	PB8	PB15
Connection type	Insert type (Direct connection)	Mount type (Direct connection)		Screw type (Connection with screw)								Mount type (Direct connection)					
												Soft · Soft bellows		Oval		For packaging bag	

*Referring to the table below, select connection type corresponding the vacuum pad you have.

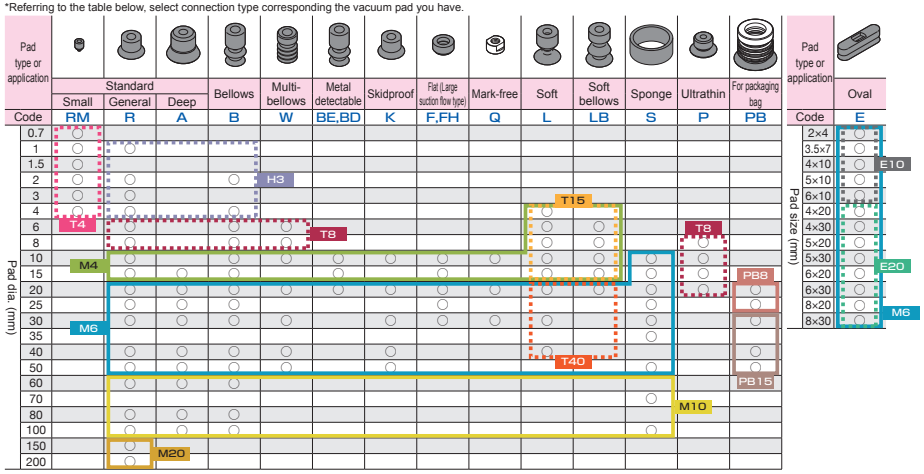

(4) Stroke (No code entry for Holder type: MA, A, MB, B, ME, E, F, HE and HEW)

Code	-2	-3	-4	-5	-6	-9	-10	-15	-20	-25	-30	-40	-50
Stroke (mm)	2	3	4	5	6	9	10	15	20	25	30	40	50
Spring type holder code: VPMC	●●		●●										
VPSC		●●											
VPC		●●			●●		●●●●●●●●	●●●●	●●●●●●●●				
VPOC									●●●		●●●	●●●	●●●
VPLFC	●●●			●●●●			●●●●	●●●●	●●●●				
VPMD	●●		●●										
VPD		●●			●●		●●●●●●●●	●●●●	●●●●●●●●				
VPOD									●●●		●●●	●●●	●●●
VPLFD				●●●●			●●●●	●●●●	●●●●				
VPHC						●●	●●	●●	●●	●●	●●	●●	●●
VPHD				●●●●●									
VPHDW				●●●●●									

Connection config. code
● : H3
● : T4
● : T8
● : M4
● : M6
● : M10
● : M20
● : G1
● : G2
● : G3
● : G4
● : T15
● : T40

(5) Vacuum port size and joint type (No code entry for Holder type: F) (○: Available)

Type	Push-in fitting															Barb fitting				Female thread (Male thread for VPE packaging bag)									
	mm size (mm)								inch size (inch)							mm size (mm)			inch size (inch)	Metric thread				Parallel pipe thread				NPT thread	
	-180J	-2J	-3J	-4J	-6J	-8J	-10J	-12J	-1/8J	-5/32J	-3/16J	-1/4J	-5/16J	-3/8J	-1/2J	-3B	-4B*	-6B	-1/4B	-M3	-M5	-M6	-M8	-M14	-G1	-G2	-G3	-G4	-N1	-N2
Tube O.D.	ø1.8	ø2	ø3	ø4	ø6	ø8	ø10	ø12	ø1/8	ø5/32	ø3/16	ø1/4	ø5/16	ø3/8	ø1/2														
Tube I.D.																ø2	ø2.5	ø4	Polyurethane tube ø0.163 Nylon tube ø0.180										
Thread size																				M3×0.5	M5×0.8	M6×1	M8×1	M14×1	G1/8	G1/4	G3/8	G1/2	NPT1/8	NPT1/4
Holder: VPMA	○	○	○	○					○	○						○	○	○												
VPA			○	○	○	○	○	○	○	○	○	○	○	○	○		○	○	○			○			○	○			○	○
VPMB	○	○	○	○	○				○	○		○				○	○	○	○		○									
VPB	○	○	○	○	○	○	○		○	○	○	○	○	○		○	○	○	○		○	○			○	○			○	○
VPMC	○	○	○	○					○	○						○	○	○	○											
VPSC	○	○	○	○					○	○						○	○	○		○										
VPC	○	○	○	○	○	○	○	○	○	○	○	○	○	○	○	○	○	○	○		○	○			○	○			○	○
VPOC			○	○	○				○	○		○					○	○	○			○								
VPLFC			○	○	○				○	○		○				○	○	○			○	○								
VPMD	○	○	○	○	○				○	○		○				○	○	○	○	○	○									
VPD	○	○	○	○	○	○	○		○	○	○	○	○	○	○	○	○	○	○		○	○			○	○			○	○
VPOD			○	○	○				○	○		○					○	○	○			○								
VPLFD			○	○	○				○	○		○				○	○	○			○	○								
VPHC	○	○	○	○	○				○	○		○				○	○	○	○		○									
VPHD	○	○	○	○	○				○	○		○				○	○	○	○		○									
VPHDW	○	○	○	○	○				○	○		○				○	○	○	○		○									
VPHE	○	○	○	○	○				○	○		○				○	○	○	○		○									
VPHEW	○	○	○	○	○				○	○		○				○	○	○	○		○									
VPA for pkg. bag				○	○	○	○	○																						
VPB for pkg. bag																					○	○	○	○	○	○	○	○		
VPA(Oval)	○	○	○	○	○				○	○		○				○	○	○	○		○									
VPB(Oval)	○	○	○	○	○				○	○		○				○	○	○	○		○									

*The barb fitting 5/32" is common with 4 mm size. Please order with the code: -4B.

Type	Male thread															Female thread
	Metric thread					Taper pipe thread				Parallel pipe thread				NPT thread		Metric thread
Code	-M3	-M5	-M8	-M10	-M12	-M14	-R1	-R2	-R3	-R4	-G1	-G2	-G3	-G4	-N1	-N2	-N3	-N4	-FM5	-FM8
Thread size	M3×0.5	M5×0.8	M8×1.25	M10×1.5	M12×1.75	M14×2	R1/8	R1/4	R3/8	R1/2	G1/8	G1/4	G3/8	G1/2	NPT1/8	NPT1/4	NPT3/8	NPT1/2	M5×0.8	M8×1.25
Holder: VPME	○	○																		
VPE	○	○	○	○	○	○	○	○	○	○	○	○	○	○	○	○	○	○	○	○

(6) Dust Catcher (Holder type: SC, C, D and F only) Optional

Code	No code	-DC
Dust Catcher	None	Installed

*Note that the holder stroke becomes shorter when a dust catcher is installed. Please visit our website for details.

(6) Spring load (Holder type: LFC only)

Code	No code	-SF1/4
Load	Standard load	Low load (1/4 of standard load)

*-SF1/4" is not selectable when 2 mm stroke is selected.

(7) Fall Prevention Valve Optional

Code	No code	-ECV
Fall Prevention Valve	None	Installed
Applicable connection type	—	Configuration code: M4, M6, M10 M3, M5 thread size of VPME, VPE holder

*1. -S3 spec. is not selectable when Fall Prevention Valve is selected.
*2. Fall prevention valve cannot be installed when selecting fiber surface type (-SF, -NF) for surface treatment.

(8) Swivel Joint for vacuum pad Optional

Code	No code	-FH	-FHH	-CFH
Option	None	Ball Swivel Joint (Swivel angle: 30°)	Ball Swivel Joint (Swivel angle: 15°)	Flexible Swing Joint (Swing angle: 8°)
Applicable connection type	—	Configuration code: M4, M6, M10		Configuration code: M4, M6 M5 thread size of VPME, VPE holder

*-S3 spec. is not selectable when Ball Swivel Joint is selected.

(9) Filter Optional

Code	No code	-F15	-F30
Filter	None	Installed (Filter area1.7cm²)	Installed (Filter area7cm²)
Applicable connection type	—	Configuration code: M4, M6	Configuration code: M6

*1. -S3 spec. is not selectable when Filter is selected.
*2. "-F30" is recommended when much dust is expected at sucking work pieces.

(10) -S3 spec. Optional

Code	No code	-S3
Metal material	Standard	No copper-based metallic materials used in flow paths.
Seal rubber material	Standard	HNBR or FKM
Release ring color	Black	Dark-blue

*1. -S3 spec. is not available for the following fittings and holders: Push-in fitting with dia. size of 1.8, 2, 3 mm and inch sizes except dia. 1/8" (some) and 5/32". Barb fitting with dia. of 1/4". Pad holder with stroke length 10 mm or longer (except pad config. code M10, M20 and VPHC holders). VPLFC and VPLFD holders.
*2. For inch size push-in fitting, the release ring color is white even for "-S3 spec."

Vacuum pad holder only

Vacuum pads with the same "connection configuration code (M4 , M6 etc.)" can be connected. For connectable vacuum pads, please see the page of Pad rubber only/Pad & screw set (page 374-).

● Fixed type/Top port/Mini holder (VPMA)

Joint type: Push-in fitting			
Holder type	Model code	10 : -S3 -S3 spec.	Connection config. code
VPMA	VPMA-T4-180J	—	T4
	VPMA-T4-2J	—	
	VPMA-T4-3J	—	
	VPMA-T8-180J	—	T8
	VPMA-T8-2J	—	
	VPMA-T8-3J	—	
	VPMA-M4-3J	—	M4
	VPMA-M4-4J 10	○	
	VPMA-M6-4J 10	○	M6
	VPMA-M4-5/32J 10	○	M4
	VPMA-M6-5/32J 10	○	M6

Joint type: Barb fitting			
Holder type	Model code	10 : -S3 -S3 spec.	Connection config. code
VPMA	VPMA-T4-3B10	○	T4
	VPMA-T4-4B10	○	
	VPMA-T8-3B10	○	T8
	VPMA-T8-4B10	○	
	VPMA-M4-3B10	○	M4
	VPMA-M4-4B10	○	
	VPMA-M6-4B10	○	M6
	VPMA-M6-6B10	○	

● Fixed type/Top port/Standard holder (VPA)

Joint type: Push-in fitting			
Holder type	Model code	10 : -S3 -S3 spec.	Connection config. code
VPA	VPA-H3-4J10	○	H3
	VPA-T8-4J10	○	T8
	VPA-T8-6J 10	○	
	VPA-M4-6J 10	○	M4
	VPA-M6-3J	—	M6
	VPA-M6-4J 10	○	
	VPA-M6-6J 10	○	
	VPA-M10-4J	—	M10
	VPA-M10-6J	—	
	VPA-M10-8J	—	
	VPA-M20-6J	—	M20
	VPA-M20-8J	—	
	VPA-M20-10J	—	
	VPA-M20-12J	—	
	VPA-G1-4J	—	G1
	VPA-G1-6J	—	
	VPA-G1-8J	—	
	VPA-G2-4J	—	G2
	VPA-G2-6J	—	
	VPA-G2-8J	—	
	VPA-G3-6J	—	G3
	VPA-G3-8J	—	
	VPA-G3-10J	—	
	VPA-G3-12J	—	
	VPA-G4-6J	—	G4
	VPA-G4-8J	—	
	VPA-G4-10J	—	
	VPA-G4-12J	—	
	VPA-H3-5/32J 10	○	H3
	VPA-T8-5/32J 10	○	T8
	VPA-T8-1/4J	—	
	VPA-M4-1/4J	—	M4
	VPA-M6-1/8J	—	M6
	VPA-M6-5/32J 10	○	
	VPA-M6-1/4J	—	
	VPA-M10-1/8J	—	M10
	VPA-M10-5/32J	—	
	VPA-M10-3/16J	—	
	VPA-M10-1/4J	—	
	VPA-M10-5/16J	—	
	VPA-M10-3/8J	—	
	VPA-M20-1/8J	—	M20
	VPA-M20-5/32J	—	
	VPA-M20-3/16J	—	
	VPA-M20-1/4J	—	
	VPA-M20-5/16J	—	
	VPA-M20-3/8J	—	
	VPA-M20-1/2J	—	

Joint type: Barb fitting			
Holder type	Model code	10 : -S3 -S3 spec.	Connection config. code
VPA	VPA-H3-4B10	○	H3
	VPA-T8-4B10	○	T8
	VPA-T8-6B10	○	
	VPA-M4-6B10	○	M4
	VPA-M6-4B10	○	M6
	VPA-M6-6B10	○	
	VPA-T8-1/4B	—	T8
	VPA-M4-1/4B	—	M4
	VPA-M6-1/4B	—	M6

Joint type: Female thread			
Holder type	Model code	10 : -S3 -S3 spec.	Connection config. code
VPA	VPA-M6-M610	○	M6
	VPA-M10-G110	○	M10
	VPA-M20-G210	○	M20
	VPA-G1-G1	—	G1
	VPA-G2-G1	—	G2
	VPA-G3-G2	—	G3
	VPA-G4-G2	—	G4
	VPA-M10-N1	—	M10
	VPA-M20-N2	—	M20
	VPA-G1-N1	—	G1
	VPA-G2-N1	—	G2
	VPA-G3-N2	—	G3
	VPA-G4-N2	—	G4

CAD data is available at PISCO website.

Packaging specifications
1 pc. /bag

Options
10 : -S3⇒-S3 spec. (○ in the lists: Available)
*1. For "-S3 spec.", the release ring color is dark blue, and the gasket material is FKM+SUS316.
*2. For inch size push-in fitting, the release ring color is white even for "-S3 spec."

Vacuum pads with the same "connection configuration code (M4 , M6 etc.)" can be connected. For connectable vacuum pads, please see the page of Pad rubber only/Pad & screw set (page 374-).

● Fixed type/Side port/Mini holder (VPMB)

Joint type: Push-in fitting			
Holder type	Model code	10 : -S3 -S3 spec.	Connection config. code
VPMB	VPMB-T4-180J	—	T4
	VPMB-T4-2J	—	
	VPMB-T4-3J	—	
	VPMB-T4-4J10	○	
	VPMB-T8-180J	—	T8
	VPMB-T8-2J	—	
	VPMB-T8-3J	—	
	VPMB-T8-4J10	○	
	VPMB-M4-180J	—	M4
	VPMB-M4-2J	—	
	VPMB-M4-3J	—	
	VPMB-M4-4J10	○	
	VPMB-M4-6J10	○	
	VPMB-M6-180J	—	M6
	VPMB-M6-2J	—	
	VPMB-M6-3J	—	
	VPMB-M6-4J10	○	
	VPMB-M6-6J10	○	
	VPMB-T4-1/8J10	○	T4
	VPMB-T4-5/32J10	○	
	VPMB-T8-1/8J10	○	T8
	VPMB-T8-5/32J10	○	
	VPMB-M4-1/8J	—	M4
	VPMB-M4-5/32J10	○	
	VPMB-M4-1/4J	—	
	VPMB-M6-1/8J	—	M6
	VPMB-M6-5/32J10	○	
	VPMB-M6-1/4J	—	

Joint type: Barb fitting			
Holder type	Model code	10 : -S3 -S3 spec.	Connection config. code
VPMB	VPMB-T4-3B10	○	T4
	VPMB-T4-4B10	○	
	VPMB-T4-6B10	○	
	VPMB-T8-3B10	○	T8
	VPMB-T8-4B10	○	
	VPMB-T8-6B10	○	
	VPMB-M4-3B10	○	M4
	VPMB-M4-4B10	○	
	VPMB-M4-6B10	○	
	VPMB-M6-3B10	○	M6
	VPMB-M6-4B10	○	
	VPMB-M6-6B10	○	
	VPMB-M4-1/4B	—	M4
	VPMB-M6-1/4B	—	M6

Joint type: Female thread			
Holder type	Model code	10 : -S3 -S3 spec.	Connection config. code
VPMB	VPMB-T4-M310	○	T4
	VPMB-T8-M310	○	T8
	VPMB-M4-M510	○	M4
	VPMB-M6-M510	○	M6

CAD data is available at PISCO website.

Packaging specifications
1 pc. /bag

Options
10 : -S3⇒-S3 spec. (○ in the lists: Available)
*1. For "-S3 spec.", the release ring color is dark blue, and the gasket material is FKM+SUS316.
*2. For inch size push-in fitting, the release ring color is white even for "-S3 spec."

Vacuum pad holder only

Vacuum pads with the same "connection configuration code (M4 , M6 etc.)" can be connected. For connectable vacuum pads, please see the page of Pad rubber only/Pad & screw set (page 374-).

● Fixed type/Side port/Standard holder (VPB)

Joint type: Push-in fitting			
Holder type	Model code	10 : -S3 -S3 spec.	Connection config. code
VPB	VPB-H3-180J	—	H3
	VPB-H3-2J	—	
	VPB-H3-3J	—	
	VPB-H3-4J10	○	
	VPB-T8-180J	—	T8
	VPB-T8-2J	—	
	VPB-T8-3J	—	
	VPB-T8-4J10	○	
	VPB-T8-6J10	○	
	VPB-M4-3J	—	M4
	VPB-M4-4J10	○	
	VPB-M4-6J10	○	
	VPB-M6-3J	—	M6
	VPB-M6-4J10	○	
	VPB-M6-6J10	○	
	VPB-M10-4J	—	M10
	VPB-M10-6J	—	
	VPB-M10-8J	—	
	VPB-M20-6J	—	M20
	VPB-M20-8J	—	
	VPB-M20-10J	—	
	VPB-G1-4J	—	G1
	VPB-G1-6J	—	
	VPB-G1-8J	—	
	VPB-G2-4J	—	G2
	VPB-G2-6J	—	
	VPB-G2-8J	—	
	VPB-G3-4J	—	G3
	VPB-G3-6J	—	
	VPB-G3-8J	—	
	VPB-G3-10J	—	
	VPB-G4-6J	—	G4
	VPB-G4-8J	—	
	VPB-G4-10J	—	
	VPB-H3-1/8J10	○	H3
	VPB-H3-5/32J10	○	
	VPB-T8-1/8J	—	T8
	VPB-T8-5/32J10	○	
	VPB-T8-1/4J	—	
	VPB-M4-1/8J	—	M4
	VPB-M4-5/32J10	○	
	VPB-M4-1/4J	—	
	VPB-M6-1/8J	—	M6
	VPB-M6-5/32J10	○	
	VPB-M6-1/4J	—	
	VPB-M10-1/8J	—	M10
	VPB-M10-5/32J	—	
	VPB-M10-3/16J	—	
	VPB-M10-1/4J	—	
	VPB-M10-5/16J	—	
	VPB-M20-1/8J	—	M20
	VPB-M20-5/32J	—	
	VPB-M20-3/16J	—	
	VPB-M20-1/4J	—	
	VPB-M20-5/16J	—	
	VPB-M20-3/8J	—	

Joint type: Barb fitting			
Holder type	Model code	10 : -S3 -S3 spec.	Connection config. code
VPB	VPB-H3-3B10	○	H3
	VPB-H3-4B10	○	
	VPB-H3-6B10	○	
	VPB-T8-3B10	○	T8
	VPB-T8-4B10	○	
	VPB-T8-6B10	○	
	VPB-M4-4B10	○	M4
	VPB-M4-6B10	○	
	VPB-M6-4B10	○	M6
	VPB-M6-6B10	○	
	VPB-T8-1/4B	—	T8
	VPB-M4-1/4B	—	M4
	VPB-M6-1/4B	—	M6

Joint type: Female thread			
Holder type	Model code	10 : -S3 -S3 spec.	Connection config. code
VPB	VPB-H3-M310	○	H3
	VPB-T8-M510	○	T8
	VPB-M4-M610	○	M4
	VPB-M6-M610	○	M6
	VPB-M10-G110	○	M10
	VPB-M20-G210	○	M20
	VPB-G1-G1	—	G1
	VPB-G2-G1	—	G2
	VPB-G3-G1	—	G3
	VPB-G3-G2	—	
	VPB-G4-G2	—	G4
	VPB-M10-N1	—	M10
	VPB-M20-N2	—	M20
	VPB-G1-N1	—	G1
	VPB-G2-N1	—	G2
	VPB-G3-N1	—	G3
	VPB-G3-N2	—	
	VPB-G4-N2	—	G4

CAD data is available at PISCO website.

Packaging specifications
1 pc. /bag

Options
10 : -S3 ⇒ -S3 spec. (○ in the lists: Available)
*1. For "-S3 spec.", the release ring color is dark blue, and the gasket material is FKM+SUS316.
*2. For inch size push-in fitting, the release ring color is white even for "-S3 spec."

Vacuum pads with the same "connection configuration code (M4 , M6 etc.)" can be connected. For connectable vacuum pads, please see the page of Pad rubber only/Pad & screw set (page 374-).

● Spring type/Top port/Mini holder (VPMC)

Joint type: Push-in fitting			
Holder type	Model code	10 : -S3 -S3 spec.	Connection config. code
VPMC	VPMC-T4-2-180J	—	T4
	VPMC-T4-2-2J	—	
	VPMC-T4-2-3J	—	
	VPMC-T8-2-180J	—	T8
	VPMC-T8-2-2J	—	
	VPMC-T8-2-3J	—	
	VPMC-M4-4-180J	—	M4
	VPMC-M4-4-2J	—	
	VPMC-M4-4-3J	—	
	VPMC-M4-4-4J10	○	
	VPMC-M6-4-180J	—	M6
	VPMC-M6-4-2J	—	
	VPMC-M6-4-3J	—	
	VPMC-M6-4-4J10	○	
	VPMC-M4-4-1/8J	—	M4
	VPMC-M4-4-5/32J10	○	
	VPMC-M6-4-1/8J	—	M6
	VPMC-M6-4-5/32J10	○	

Joint type: Barb fitting			
Holder type	Model code	10 : -S3 -S3 spec.	Connection config. code
VPMC	VPMC-T4-2-3B10	○	T4
	VPMC-T4-2-4B10	○	
	VPMC-T4-2-6B10	○	
	VPMC-T8-2-3B10	○	T8
	VPMC-T8-2-4B10	○	
	VPMC-T8-2-6B10	○	
	VPMC-M4-4-3B10	○	M4
	VPMC-M4-4-4B10	○	
	VPMC-M4-4-6B10	○	
	VPMC-M6-4-3B10	○	M6
	VPMC-M6-4-4B10	○	
	VPMC-M6-4-6B10	○	
	VPMC-M4-4-1/4B	—	M4

● Spring type/Top port/Slim holder (VPSC)

Joint type: Push-in fitting			
Holder type	Model code	10 : -S3 -S3 spec.	Connection config. code
VPSC	VPSC-H3-3-180J6	—	H3
	VPSC-H3-3-2J6	—	
	VPSC-H3-3-3J6	—	
	VPSC-H3-3-4J610	○	
	VPSC-T8-3-180J6	—	T8
	VPSC-T8-3-2J6	—	
	VPSC-T8-3-3J6	—	
	VPSC-T8-3-4J610	○	
	VPSC-H3-3-1/8J610	○	H3
	VPSC-H3-3-5/32J610	○	
	VPSC-T8-3-1/8J610	○	T8
	VPSC-T8-3-5/32J610	○	

Joint type: Barb fitting			
Holder type	Model code	10 : -S3 -S3 spec.	Connection config. code
VPSC	VPSC-H3-3-3B610	○	H3
	VPSC-H3-3-4B610	○	
	VPSC-H3-3-6B610	○	
	VPSC-T8-3-3B610	○	T8
	VPSC-T8-3-4B610	○	
	VPSC-T8-3-6B610	○	

Joint type: Female thread			
Holder type	Model code	10 : -S3 -S3 spec.	Connection config. code
VPSC	VPSC-H3-3-M3610	○	H3
	VPSC-T8-3-M3610	○	T8

CAD data is available at PISCO website.

Packaging specifications
1 pc. /bag

Options
6 : -DC ⇒ With dust catcher
10 : -S3 ⇒ -S3 spec. (○ in the lists: Available)
*1. For "-S3 spec.", the release ring color is dark blue, and the gasket material is FKM+SUS316.
*2. For inch size push-in fitting, the release ring color is white even for "-S3 spec."

● Dust Catcher

Holder type
VPSC-DC

Connection config. code	10 : -S3 -S3 spec.
H3	○
T8	○

Vacuum pad holder only

Vacuum pads with the same "connection configuration code (M4 , M6 etc.)" can be connected. For connectable vacuum pads, please see the page of Pad rubber only/Pad & screw set (page 374-).

● Spring type/Top port/Standard holder (VPC)



Joint type: Push-in fitting						
Holder type	Model code	10 : -S3 -S3 spec.	Connection config. code	Model code	10 : -S3 -S3 spec.	Connection config. code
VPC	VPC-H3-3-180J6	—	H3	VPC-M4-6-3J6	—	M4
	VPC-H3-3-2J6	—		VPC-M4-6-4J6 10	○	
	VPC-H3-3-3J6	—		VPC-M4-6-6J6 10	○	
	VPC-H3-3-4J6 10	○		VPC-M4-10-3J6	—	
	VPC-H3-3-6J6 10	○		VPC-M4-10-4J6	—	
	VPC-H3-10-180J6	—		VPC-M4-10-6J6	—	
	VPC-H3-10-2J6	—		VPC-M4-15-3J6	—	
	VPC-H3-10-3J6	—		VPC-M4-15-4J6	—	
	VPC-H3-10-4J6	—		VPC-M4-15-6J6	—	
	VPC-H3-10-6J6	—		VPC-M4-20-3J6	—	
	VPC-H3-15-180J6	—		VPC-M4-20-4J6	—	
	VPC-H3-15-2J6	—		VPC-M4-20-6J6	—	
	VPC-H3-15-3J6	—		VPC-M6-6-3J6		M6
	VPC-H3-15-4J6	—		VPC-M6-6-4J6 10	○	
	VPC-H3-15-6J6	—		VPC-M6-6-6J6 10	○	
	VPC-H3-20-180J6	—		VPC-M6-10-3J6	—	
	VPC-H3-20-2J6	—		VPC-M6-10-4J6	—	
	VPC-H3-20-3J6	—		VPC-M6-10-6J6	—	
	VPC-H3-20-4J6	—		VPC-M6-15-3J6	—	
	VPC-H3-20-6J6	—		VPC-M6-15-4J6	—	
	VPC-T8-3-180J6	—	T8	VPC-M6-15-6J6	—	
	VPC-T8-3-2J6	—		VPC-M6-20-3J6	—	
	VPC-T8-3-3J6	—		VPC-M6-20-4J6	—	
	VPC-T8-3-4J6 10	○		VPC-M6-20-6J6	—	
	VPC-T8-3-6J6 10	○		VPC-M10-10-4J6	—	M10
	VPC-T8-10-180J6	—		VPC-M10-10-6J6	—	
	VPC-T8-10-2J6	—		VPC-M10-10-8J6	—	
	VPC-T8-10-3J6	—		VPC-M20-20-6J6	—	M20
	VPC-T8-10-4J6	—		VPC-M20-20-8J6	—	
	VPC-T8-10-6J6	—		VPC-M20-20-10J6	—	
	VPC-T8-15-180J6	—		VPC-M20-20-12J6	—	
	VPC-T8-15-2J6	—		VPC-G1-10-4J6	—	G1
	VPC-T8-15-3J6	—		VPC-G1-10-6J6	—	
	VPC-T8-15-4J6	—		VPC-G1-10-8J6	—	
	VPC-T8-15-6J6	—		VPC-G2-10-4J6	—	G2
	VPC-T8-20-180J6	—		VPC-G2-10-6J6	—	
	VPC-T8-20-2J6	—		VPC-G2-10-8J6	—	
	VPC-T8-20-3J6	—		VPC-G3-20-6J6	—	G3
	VPC-T8-20-4J6	—		VPC-G3-20-8J6	—	
	VPC-T8-20-6J6	—		VPC-G3-20-10J6	—	
	VPC-H3-3-1/8J6	—	H3	VPC-G3-20-12J6	—	
	VPC-H3-3-3/32J6 10	○		VPC-G4-20-6J6	—	G4
	VPC-H3-3-1/4J6	—		VPC-G4-20-8J6	—	
	VPC-H3-10-1/8J6	—		VPC-G4-20-10J6	—	
	VPC-H3-10-3/32J6	—		VPC-G4-20-12J6	—	
	VPC-H3-10-1/4J6	—		VPC-M4-6-1/8J6	—	M4
	VPC-H3-15-1/8J6	—		VPC-M4-6-3/32J6 10	○	
	VPC-H3-15-3/32J6	—		VPC-M4-6-1/4J6	—	
	VPC-H3-15-1/4J6	—		VPC-M4-10-1/8J6	—	
	VPC-H3-20-1/8J6	—		VPC-M4-10-3/32J6	—	
	VPC-H3-20-3/32J6	—		VPC-M4-10-1/4J6	—	
	VPC-H3-20-1/4J6	—		VPC-M4-15-1/8J6	—	
	VPC-T8-3-1/8J6	—	T8	VPC-M4-15-3/32J6	—	
	VPC-T8-3-3/32J6 10	○		VPC-M4-15-1/4J6	—	
	VPC-T8-3-1/4J6	—		VPC-M4-20-1/8J6	—	
	VPC-T8-10-1/8J6	—		VPC-M4-20-3/32J6	—	
	VPC-T8-10-3/32J6	—		VPC-M4-20-1/4J6	—	
	VPC-T8-10-1/4J6	—		VPC-M6-6-1/8J6	—	M6
	VPC-T8-15-1/8J6	—		VPC-M6-6-3/32J6 10	○	
	VPC-T8-15-3/32J6	—		VPC-M6-6-1/4J6	—	
	VPC-T8-15-1/4J6	—		VPC-M6-10-1/8J6	—	
	VPC-T8-20-1/8J6	—		VPC-M6-10-3/32J6	—	
	VPC-T8-20-3/32J6	—		VPC-M6-10-1/4J6	—	
	VPC-T8-20-1/4J6	—		VPC-M6-15-1/8J6	—	
				VPC-M6-15-3/32J6	—	
				VPC-M6-15-1/4J6	—	
				VPC-M6-20-1/8J6	—	
				VPC-M6-20-3/32J6	—	
				VPC-M6-20-1/4J6	—	
				VPC-M10-10-1/8J6	—	M10
				VPC-M10-10-3/32J6	—	
				VPC-M10-10-3/16J6	—	
				VPC-M10-10-1/4J6	—	
				VPC-M10-10-5/16J6	—	
				VPC-M10-10-3/8J6	—	
				VPC-M20-20-1/8J6	—	M20
				VPC-M20-20-5/32J6	—	
				VPC-M20-20-3/16J6	—	
				VPC-M20-20-1/4J6	—	
				VPC-M20-20-5/16J6	—	
				VPC-M20-20-3/8J6	—	
				VPC-M20-20-1/2J6	—	

Joint type: Barb fitting			
Holder type	Model code	10 : -S3 -S3 spec.	Connection config. code
VPC	VPC-H3-3-3B6 10	○	H3
	VPC-H3-3-4B6 10	○	
	VPC-H3-3-6B6 10	○	
	VPC-H3-10-3B6	—	
	VPC-H3-10-4B6	—	
	VPC-H3-10-6B6	—	
	VPC-H3-15-3B6	—	
	VPC-H3-15-4B6	—	
	VPC-H3-15-6B6	—	
	VPC-H3-20-3B6	—	
	VPC-H3-20-4B6	—	
	VPC-H3-20-6B6	—	
	VPC-T8-3-3B6 10	○	T8
	VPC-T8-3-4B6 10	○	
	VPC-T8-3-6B6 10	○	
	VPC-T8-10-3B6	—	
	VPC-T8-10-4B6	—	
	VPC-T8-10-6B6	—	
	VPC-T8-15-3B6	—	
	VPC-T8-15-4B6	—	
	VPC-T8-15-6B6	—	
	VPC-T8-20-3B6	—	
	VPC-T8-20-4B6	—	
	VPC-T8-20-6B6	—	
	VPC-M4-6-4B6 10	○	M4
	VPC-M4-6-6B6 10	○	
	VPC-M4-10-4B6	—	
	VPC-M4-10-6B6	—	
	VPC-M4-15-4B6	—	
	VPC-M4-15-6B6	—	
	VPC-M4-20-4B6	—	
	VPC-M4-20-6B6	—	
	VPC-M6-6-4B6 10	○	M6
	VPC-M6-6-6B6 10	○	
	VPC-M6-10-4B6	—	
	VPC-M6-10-6B6	—	
	VPC-M6-15-4B6	—	
	VPC-M6-15-6B6	—	
	VPC-M6-20-4B6	—	
	VPC-M6-20-6B6	—	
	VPC-H3-3-1/4B6	—	H3
	VPC-H3-10-1/4B6	—	
	VPC-H3-15-1/4B6	—	
	VPC-H3-20-1/4B6	—	
	VPC-T8-3-1/4B6	—	T8
	VPC-T8-10-1/4B6	—	
	VPC-T8-15-1/4B6	—	
	VPC-T8-20-1/4B6	—	
	VPC-M4-6-1/4B6	—	M4
	VPC-M4-10-1/4B6	—	
	VPC-M4-15-1/4B6	—	
	VPC-M4-20-1/4B6	—	
	VPC-M6-6-1/4B6	—	M6
	VPC-M6-10-1/4B6	—	
	VPC-M6-15-1/4B6	—	
	VPC-M6-20-1/4B6	—	

CAD data is available at PISCO website.

Packaging specifications
1 pc. /bag

Options
6 : -DC ⇒ With dust catcher
10 : -S3 ⇒ -S3 spec. (○ in the lists: Available)
*1. For "-S3 spec.", the release ring color is dark blue, and the gasket material is FKM+SUS316.
*2. For inch size push-in fitting, the release ring color is white even for "-S3 spec."

Vacuum pads with the same "connection configuration code (M4 , M6 etc.)" can be connected. For connectable vacuum pads, please see the page of Pad rubber only/Pad & screw set (page 374-).

Joint type: Female thread						
Holder type	Model code	10 : -S3 -S3 spec.	Connection config. code	Model code	10 : -S3 -S3 spec.	Connection config. code
VPC	VPC-H3-3-M5 6 10	○	H3	VPC-M6-6-M6 6 10	○	M6
	VPC-H3-10-M5 6	—		VPC-M6-10-M6 6	—	
	VPC-H3-15-M5 6	—		VPC-M6-15-M6 6	—	
	VPC-H3-20-M5 6	—		VPC-M6-20-M6 6	—	
	VPC-T8-3-M5 6 10	○	T8	VPC-M10-10-G1 6 10	○	M10
	VPC-T8-10-M5 6	—		VPC-M20-20-G2 6 10	○	M20
	VPC-T8-15-M5 6	—		VPC-G1-10-G1 6 10	—	G1
	VPC-T8-20-M5 6	—		VPC-G2-10-G1 6 10	—	G2
	VPC-M4-6-M6 6 10	○	M4	VPC-G3-20-G2 6 10	—	G3
	VPC-M4-10-M6 6	—		VPC-G4-20-G2 6 10	—	G4
	VPC-M4-15-M6 6	—		VPC-M10-10-N1 6	—	M10
	VPC-M4-20-M6 6	—		VPC-M20-20-N2 6	—	M20
				VPC-G1-10-N1 6	—	G1
				VPC-G2-10-N1 6	—	G2
				VPC-G3-20-N2 6	—	G3
				VPC-G4-20-N2 6	—	G4

CAD data is available at PISCO website.

Packaging specifications
1 pc. /bag

Options
6 : -DC ⇒ With dust catcher
10 : -S3 ⇒ -S3 spec. (○ in the lists: Available)
*1. For "-S3 spec.", the release ring color is dark blue, and the gasket material is FKM+SUS316.
*2. For inch size push-in fitting, the release ring color is white even for "-S3 spec."

● Dust Catcher

Holder type	Connection config. code	10 : -S3 -S3 spec.
VPC-DC	H3	○
	T8	○
	M4	○
	M6	○
	M10	○
	G1 G2	—
	M20	○
	G3 G4	—

Vacuum pad holder only

Vacuum pads with the same "connection configuration code (M4 , M6 etc.)" can be connected. For connectable vacuum pads, please see the page of Pad rubber only/Pad & screw set (page 374-).

● Spring type/Top port/No cover holder (VPOC)

Joint type: Push-in fitting			Joint type: Push-in fitting			Joint type: Barb fitting		
Holder type	Model code	Connection config. code	Holder type	Model code	Connection config. code	Holder type	Model code	Connection config. code
VPOC	VPOC-T8-20-3J	T8		VPOC-T8-20-1/8J	T8	VPOC	VPOC-T8-20-4B	T8
	VPOC-T8-20-4J			VPOC-T8-20-5/32J			VPOC-T8-20-6B	
	VPOC-T8-20-6J			VPOC-T8-20-1/4J			VPOC-T8-30-4B	
	VPOC-T8-30-3J			VPOC-T8-30-1/8J			VPOC-T8-30-6B	
	VPOC-T8-30-4J			VPOC-T8-30-5/32J			VPOC-T8-40-4B	
	VPOC-T8-30-6J			VPOC-T8-30-1/4J			VPOC-T8-40-6B	
	VPOC-T8-40-3J			VPOC-T8-40-1/8J			VPOC-T8-50-4B	
	VPOC-T8-40-4J			VPOC-T8-40-5/32J			VPOC-T8-50-6B	
	VPOC-T8-40-6J			VPOC-T8-40-1/4J			VPOC-M4-20-4B	M4
	VPOC-T8-50-3J			VPOC-T8-50-1/8J			VPOC-M4-20-6B	
	VPOC-T8-50-4J			VPOC-T8-50-5/32J			VPOC-M4-30-4B	
	VPOC-T8-50-6J			VPOC-T8-50-1/4J			VPOC-M4-30-6B	
	VPOC-M4-20-3J	M4		VPOC-M4-20-1/8J	M4		VPOC-M4-40-4B	
	VPOC-M4-20-4J			VPOC-M4-20-5/32J			VPOC-M4-40-6B	
	VPOC-M4-20-6J			VPOC-M4-20-1/4J			VPOC-M4-50-4B	
	VPOC-M4-30-3J			VPOC-M4-30-1/8J			VPOC-M4-50-6B	
	VPOC-M4-30-4J			VPOC-M4-30-5/32J			VPOC-M6-20-4B	M6
	VPOC-M4-30-6J			VPOC-M4-30-1/4J			VPOC-M6-20-6B	
	VPOC-M4-40-3J			VPOC-M4-40-1/8J			VPOC-M6-30-4B	
	VPOC-M4-40-4J			VPOC-M4-40-5/32J			VPOC-M6-30-6B	
	VPOC-M4-40-6J			VPOC-M4-40-1/4J			VPOC-M6-40-4B	
	VPOC-M4-50-3J			VPOC-M4-50-1/8J			VPOC-M6-40-6B	
	VPOC-M4-50-4J			VPOC-M4-50-5/32J			VPOC-M6-50-4B	
	VPOC-M4-50-6J			VPOC-M4-50-1/4J			VPOC-M6-50-6B	
	VPOC-M6-20-3J	M6		VPOC-M6-20-1/8J	M6		VPOC-T8-20-1/4B	T8
	VPOC-M6-20-4J			VPOC-M6-20-5/32J			VPOC-T8-30-1/4B	
	VPOC-M6-20-6J			VPOC-M6-20-1/4J			VPOC-T8-40-1/4B	
	VPOC-M6-30-3J			VPOC-M6-30-1/8J			VPOC-T8-50-1/4B	
	VPOC-M6-30-4J			VPOC-M6-30-5/32J			VPOC-M4-20-1/4B	M4
	VPOC-M6-30-6J			VPOC-M6-30-1/4J			VPOC-M4-30-1/4B	
	VPOC-M6-40-3J			VPOC-M6-40-1/8J			VPOC-M4-40-1/4B	
	VPOC-M6-40-4J			VPOC-M6-40-5/32J			VPOC-M4-50-1/4B	
	VPOC-M6-40-6J			VPOC-M6-40-1/4J			VPOC-M6-20-1/4B	M6
	VPOC-M6-50-3J			VPOC-M6-50-1/8J			VPOC-M6-30-1/4B	
	VPOC-M6-50-4J			VPOC-M6-50-5/32J			VPOC-M6-40-1/4B	
	VPOC-M6-50-6J			VPOC-M6-50-1/4J			VPOC-M6-50-1/4B	

Joint type: Female thread		
Holder type	Model code	Connection config. code
VPOC	VPOC-T8-20-M6	T8
	VPOC-T8-30-M6	
	VPOC-T8-40-M6	
	VPOC-T8-50-M6	
	VPOC-M4-20-M6	M4
	VPOC-M4-30-M6	
	VPOC-M4-40-M6	
	VPOC-M4-50-M6	
	VPOC-M6-20-M6	M6
	VPOC-M6-30-M6	
	VPOC-M6-40-M6	
	VPOC-M6-50-M6	

CAD data is available at PISCO website.

Packaging specifications
1 pc. /bag

Vacuum pads with the same "connection configuration code (M4 , M6 etc.)" can be connected. For connectable vacuum pads, please see the page of Pad rubber only/Pad & screw set (page 374-).

● Spring type/Top port/Low dust emission holder (VPLFC)

Joint type: Push-in fitting			Joint type: Barb fitting				
Holder type	Model code	Connection config. code	Holder type	Model code	Connection config. code	Model code	Connection config. code
VPLFC	VPLFC-T4-2-3J	T4	VPLFC	VPLFC-T4-2-3B	T4	VPLFC-M4-2-3B	M4
	VPLFC-T4-2-4J			VPLFC-T4-2-4B		VPLFC-M4-2-4B	
	VPLFC-T4-5-3J6			VPLFC-T4-2-6B		VPLFC-M4-2-6B	
	VPLFC-T4-5-4J6			VPLFC-T4-5-3B6		VPLFC-M4-5-3B6	
	VPLFC-T4-10-3J6			VPLFC-T4-5-4B6		VPLFC-M4-5-4B6	
	VPLFC-T4-10-4J6			VPLFC-T4-5-6B6		VPLFC-M4-5-6B6	
	VPLFC-T4-15-3J6			VPLFC-T4-10-3B6		VPLFC-M4-10-3B6	
	VPLFC-T4-15-4J6			VPLFC-T4-10-4B6		VPLFC-M4-10-4B6	
	VPLFC-T4-20-3J6			VPLFC-T4-10-6B6		VPLFC-M4-10-6B6	
	VPLFC-T4-20-4J6			VPLFC-T4-15-3B6		VPLFC-M4-15-3B6	
	VPLFC-T8-2-3J	T8		VPLFC-T4-15-4B6		VPLFC-M4-15-4B6	
	VPLFC-T8-2-4J			VPLFC-T4-15-6B6		VPLFC-M4-15-6B6	
	VPLFC-T8-5-3J6			VPLFC-T4-20-3B6		VPLFC-M4-20-3B6	
	VPLFC-T8-5-4J6			VPLFC-T4-20-4B6		VPLFC-M4-20-4B6	
	VPLFC-T8-10-3J6			VPLFC-T4-20-6B6		VPLFC-M4-20-6B6	
	VPLFC-T8-10-4J6			VPLFC-T8-2-3B	T8	VPLFC-M6-5-4B6	M6
	VPLFC-T8-15-3J6			VPLFC-T8-2-4B		VPLFC-M6-5-6B6	
	VPLFC-T8-15-4J6			VPLFC-T8-2-6B		VPLFC-M6-10-4B6	
	VPLFC-T8-20-3J6			VPLFC-T8-5-3B6		VPLFC-M6-10-6B6	
	VPLFC-T8-20-4J6			VPLFC-T8-5-4B6		VPLFC-M6-15-4B6	
	VPLFC-M4-2-3J	M4		VPLFC-T8-5-6B6		VPLFC-M6-15-6B6	
	VPLFC-M4-2-4J			VPLFC-T8-10-3B6		VPLFC-M6-20-4B6	
	VPLFC-M4-5-3J6			VPLFC-T8-10-4B6		VPLFC-M6-20-6B6	
	VPLFC-M4-5-4J6			VPLFC-T8-10-6B6			
	VPLFC-M4-10-3J6			VPLFC-T8-15-3B6			
	VPLFC-M4-10-4J6			VPLFC-T8-15-4B6			
	VPLFC-M4-15-3J6			VPLFC-T8-15-6B6			
	VPLFC-M4-15-4J6			VPLFC-T8-20-3B6			
	VPLFC-M4-20-3J6			VPLFC-T8-20-4B6			
	VPLFC-M4-20-4J6			VPLFC-T8-20-6B6			
	VPLFC-M6-5-3J6	M6					
	VPLFC-M6-5-4J6						
	VPLFC-M6-5-6J6						
	VPLFC-M6-10-3J6						
	VPLFC-M6-10-4J6						
	VPLFC-M6-10-6J6						
	VPLFC-M6-15-3J6						
	VPLFC-M6-15-4J6						
	VPLFC-M6-15-6J6						
	VPLFC-M6-20-3J6						
	VPLFC-M6-20-4J6						
	VPLFC-M6-20-6J6						
	VPLFC-T4-2-1/8J6	T4					
	VPLFC-T4-2-5/32J6						
	VPLFC-T4-5-1/8J6						
	VPLFC-T4-5-5/32J6						
	VPLFC-T4-10-1/8J6						
	VPLFC-T4-10-5/32J6						
	VPLFC-T4-15-1/8J6						
	VPLFC-T4-15-5/32J6						
	VPLFC-T4-20-1/8J6						
	VPLFC-T4-20-5/32J6						
	VPLFC-T8-2-1/8J6	T8					
	VPLFC-T8-2-5/32J6						
	VPLFC-T8-5-1/8J6						
	VPLFC-T8-5-5/32J6						
	VPLFC-T8-10-1/8J6						
	VPLFC-T8-10-5/32J6						
	VPLFC-T8-15-1/8J6						
	VPLFC-T8-15-5/32J6						
	VPLFC-T8-20-1/8J6						
	VPLFC-T8-20-5/32J6						
	VPLFC-M4-2-1/8J6	M4					
	VPLFC-M4-2-5/32J6						
	VPLFC-M4-5-1/8J6						
	VPLFC-M4-5-5/32J6						
	VPLFC-M4-10-1/8J6						
	VPLFC-M4-10-5/32J6						
	VPLFC-M4-15-1/8J6						
	VPLFC-M4-15-5/32J6						
	VPLFC-M4-20-1/8J5						
	VPLFC-M4-20-5/32J6						
	VPLFC-M6-5-1/8J6	M6					
	VPLFC-M6-5-5/32J6						
	VPLFC-M6-5-1/4J6						
	VPLFC-M6-10-1/8J6						
	VPLFC-M6-10-5/32J6						
	VPLFC-M6-10-1/4J6						
	VPLFC-M6-15-1/8J6						
	VPLFC-M6-15-5/32J6						
	VPLFC-M6-15-1/4J6						
	VPLFC-M6-20-1/8J5						
	VPLFC-M6-20-5/32J6						
	VPLFC-M6-20-1/4J6						

Joint type: Female thread				
Holder type	Model code	Connection config. code	Model code	Connection config. code
VPLFC	VPLFC-T4-2-M5	T4	VPLFC-M4-2-M5	M4
	VPLFC-T4-5-M5 6		VPLFC-M4-5-M5 6	
	VPLFC-T4-10-M5 6		VPLFC-M4-10-M5 6	
	VPLFC-T4-15-M5 6		VPLFC-M4-15-M5 6	
	VPLFC-T4-20-M5 6		VPLFC-M4-20-M5 6	
	VPLFC-T8-2-M5	T8	VPLFC-M6-5-M6 6	M6
	VPLFC-T8-5-M5 6		VPLFC-M6-10-M6 6	
	VPLFC-T8-10-M5 6		VPLFC-M6-15-M6 6	
	VPLFC-T8-15-M5 6		VPLFC-M6-20-M6 6	
	VPLFC-T8-20-M5 6			

CAD data is available at PISCO website.

Packaging specifications
1 pc. /bag

Options
6 : -SF1/4 ⇒ Spring load 1/4

Vacuum Pad

Vacuum pad holder only

Vacuum pads with the same "connection configuration code (M4 , M6 etc.)" can be connected. For connectable vacuum pads, please see the page of Pad rubber only/Pad & screw set (page 374-).

● Spring type/Side port/Mini holder (VPMD)

Joint type: Push-in fitting			
Holder type	Model code	10 : -S3 -S3 spec.	Connection config. code
VPMD	VPMD-T4-2-180J	—	T4
	VPMD-T4-2-2J	—	
	VPMD-T4-2-3J	—	
	VPMD-T4-2-4J10	○	
	VPMD-T8-2-180J	—	T8
	VPMD-T8-2-2J	—	
	VPMD-T8-2-3J	—	
	VPMD-T8-2-4J10	○	
	VPMD-M4-4-180J	—	M4
	VPMD-M4-4-2J	—	
	VPMD-M4-4-3J	—	
	VPMD-M4-4-4J10	○	
	VPMD-M4-4-6J10	○	
	VPMD-M6-4-180J	—	M6
	VPMD-M6-4-2J	—	
	VPMD-M6-4-3J	—	
	VPMD-M6-4-4J10	○	
	VPMD-M6-4-6J10	○	
	VPMD-T4-2-1/8J10	○	T4
	VPMD-T4-2-5/32J10	○	
	VPMD-T8-2-1/8J10	○	T8
	VPMD-T8-2-5/32J10	○	
	VPMD-M4-4-1/8J	—	M4
	VPMD-M4-4-5/32J10	○	
	VPMD-M4-4-1/4J	—	
	VPMD-M6-4-1/8J	—	M6
	VPMD-M6-4-5/32J10	○	
	VPMD-M6-4-1/4J	—	

Joint type: Barb fitting			
Holder type	Model code	10 : -S3 -S3 spec.	Connection config. code
VPMD	VPMD-T4-2-3B10	○	T4
	VPMD-T4-2-4B10	○	
	VPMD-T4-2-6B10	○	
	VPMD-T8-2-3B10	○	T8
	VPMD-T8-2-4B10	○	
	VPMD-T8-2-6B10	○	
	VPMD-M4-4-3B10	○	M4
	VPMD-M4-4-4B10	○	
	VPMD-M4-4-6B10	○	
	VPMD-M6-4-3B10	○	M6
	VPMD-M6-4-4B10	○	
	VPMD-M6-4-6B10	○	
	VPMD-M4-4-1/4B	—	M4
	VPMD-M6-4-1/4B	—	M6

Joint type: Female thread			
Holder type	Model code	10 : -S3 -S3 spec.	Connection config. code
VPMD	VPMD-T4-2-M3	○	T4
	VPMD-T8-2-M3	○	T8
	VPMD-M4-4-M5	○	M4
	VPMD-M6-4-M5	○	M6

CAD data is available at PISCO website.

Packaging specifications
1 pc. /bag

Options
10 : -S3 ⇒ -S3 spec. (○ in the lists: Available)
*1. For "-S3 spec.", the release ring color is dark blue, and the gasket material is FKM+SUS316.
*2. For inch size push-in fitting, the release ring color is white even for "-S3 spec."

Vacuum pads with the same "connection configuration code (M4 , M6 etc.)" can be connected. For connectable vacuum pads, please see the page of Pad rubber only/Pad & screw set (page 374-).

● Spring type/Side port/Standard holder (VPD)

Joint type: Push-in fitting						
Holder type	Model code	10 : -S3 -S3 spec.	Connection config. code	Model code	10 : -S3 -S3 spec.	Connection config. code
VPD	VPD-H3-3-180J6	—	H3	VPD-M4-6-3J6	—	M4
	VPD-H3-3-2J6	—		VPD-M4-6-4J6 10	○	
	VPD-H3-3-3J6	—		VPD-M4-6-6J6 10	○	
	VPD-H3-3-4J6 10	○		VPD-M4-10-3J6	—	
	VPD-H3-3-6J6 10	○		VPD-M4-10-4J6	—	
	VPD-H3-10-180J6	—		VPD-M4-10-6J6	—	
	VPD-H3-10-2J6	—		VPD-M4-15-3J6	—	
	VPD-H3-10-3J6	—		VPD-M4-15-4J6	—	
	VPD-H3-10-4J6	—		VPD-M4-15-6J6	—	
	VPD-H3-10-6J6	—		VPD-M4-20-3J6	—	
	VPD-H3-15-180J6	—		VPD-M4-20-4J6	—	
	VPD-H3-15-2J6	—		VPD-M4-20-6J6	—	
	VPD-H3-15-3J6	—		VPD-M6-6-3J6	—	M6
	VPD-H3-15-4J6	—		VPD-M6-6-4J6 10	○	
	VPD-H3-15-6J6	—		VPD-M6-6-6J6 10	○	
	VPD-H3-20-180J6	—		VPD-M6-10-3J6	—	
	VPD-H3-20-2J6	—		VPD-M6-10-4J6	—	
	VPD-H3-20-3J6	—		VPD-M6-10-6J6	—	
	VPD-H3-20-4J6	—		VPD-M6-15-3J6	—	
	VPD-H3-20-6J6	—		VPD-M6-15-4J6	—	
	VPD-T8-3-180J6	—	T8	VPD-M6-15-6J6	—	
	VPD-T8-3-2J6	—		VPD-M6-20-3J6	—	
	VPD-T8-3-3J6	—		VPD-M6-20-4J6	—	
	VPD-T8-3-4J6 10	○		VPD-M6-20-6J6	—	
	VPD-T8-3-6J6 10	○		VPD-M10-10-4J6	—	M10
	VPD-T8-10-180J6	—		VPD-M10-10-6J6	—	
	VPD-T8-10-2J6	—		VPD-M10-10-8J6	—	
	VPD-T8-10-3J6	—		VPD-M20-20-6J6	—	M20
	VPD-T8-10-4J6	—		VPD-M20-20-8J6	—	
	VPD-T8-10-6J6	—		VPD-M20-20-10J6	—	
	VPD-T8-15-180J6	—		VPD-G1-10-4J6	—	G1
	VPD-T8-15-2J6	—		VPD-G1-10-6J6	—	
	VPD-T8-15-3J6	—		VPD-G1-10-8J6	—	
	VPD-T8-15-4J6	—		VPD-G2-10-4J6	—	G2
	VPD-T8-15-6J6	—		VPD-G2-10-6J6	—	
	VPD-T8-20-180J6	—		VPD-G2-10-8J6	—	
	VPD-T8-20-2J6	—		VPD-G3-10-4J6	—	G3
	VPD-T8-20-3J6	—		VPD-G3-10-6J6	—	
	VPD-T8-20-4J6	—		VPD-G3-10-8J6	—	
	VPD-T8-20-6J6	—		VPD-G3-20-6J6	—	
	VPD-H3-3-1/8J6	—	H3	VPD-G3-20-8J6	—	
	VPD-H3-3-5/32J6 10	○		VPD-G3-20-10J6	—	
	VPD-H3-3-1/4J6	—		VPD-G4-20-6J6	—	G4
	VPD-H3-10-1/8J6	—		VPD-G4-20-8J6	—	
	VPD-H3-10-5/32J6	—		VPD-G4-20-10J6	—	
	VPD-H3-10-1/4J6	—		VPD-M4-6-1/8J6	—	M4
	VPD-H3-15-1/8J6	—		VPD-M4-6-5/32J6 10	○	
	VPD-H3-15-5/32J6	—		VPD-M4-6-1/4J6	—	
	VPD-H3-15-1/4J6	—		VPD-M4-10-1/8J6	—	
	VPD-H3-20-1/8J6	—		VPD-M4-10-5/32J6	—	
	VPD-H3-20-5/32J6	—		VPD-M4-10-1/4J6	—	
	VPD-H3-20-1/4J6	—		VPD-M4-15-1/8J6	—	
	VPD-T8-3-1/8J6	—	T8	VPD-M4-15-5/32J6	—	
	VPD-T8-3-5/32J6 10	○		VPD-M4-15-1/4J6	—	
	VPD-T8-3-1/4J6	—		VPD-M4-20-1/8J6	—	
	VPD-T8-10-1/8J6	—		VPD-M4-20-5/32J6	—	
	VPD-T8-10-5/32J6	—		VPD-M4-20-1/4J6	—	
	VPD-T8-10-1/4J6	—		VPD-M6-6-1/8J6	—	M6
	VPD-T8-15-1/8J6	—		VPD-M6-6-5/32J6 10	○	
	VPD-T8-15-5/32J6	—		VPD-M6-6-1/4J6	—	
	VPD-T8-15-1/4J6	—		VPD-M6-10-1/8J6	—	
	VPD-T8-20-1/8J6	—		VPD-M6-10-5/32J6	—	
	VPD-T8-20-5/32J6	—		VPD-M6-10-1/4J6	—	
	VPD-T8-20-1/4J6	—		VPD-M6-15-1/8J6	—	
				VPD-M6-15-5/32J6	—	
				VPD-M6-15-1/4J6	—	
				VPD-M6-20-1/8J6	—	
				VPD-M6-20-5/32J6	—	
				VPD-M6-20-1/4J6	—	
				VPD-M10-10-1/8J6	—	M10
				VPD-M10-10-5/32J6	—	
				VPD-M10-10-3/16J6	—	
				VPD-M10-10-1/4J6	—	
				VPD-M10-10-5/16J6	—	
				VPD-M10-10-3/8J6	—	
				VPD-M20-20-1/8J6	—	M20
				VPD-M20-20-9/32J6	—	
				VPD-M20-20-3/16J6	—	
				VPD-M20-20-1/4J6	—	
				VPD-M20-20-5/16J6	—	
				VPD-M20-20-3/8J6	—	
				VPD-M20-20-1/2J6	—	

Joint type: Barb fitting			
Holder type	Model code	10 : -S3 -S3 spec.	Connection config. code
VPD	VPD-H3-3-3B6 10	○	H3
	VPD-H3-3-4B6 10	○	
	VPD-H3-3-6B6 10	○	
	VPD-H3-10-3B6	—	
	VPD-H3-10-4B6	—	
	VPD-H3-10-6B6	—	
	VPD-H3-15-3B6	—	
	VPD-H3-15-4B6	—	
	VPD-H3-15-6B6	—	
	VPD-H3-20-3B6	—	
	VPD-H3-20-4B6	—	
	VPD-H3-20-6B6	—	
	VPD-T8-3-3B6 10	○	T8
	VPD-T8-3-4B6 10	○	
	VPD-T8-3-6B6 10	○	
	VPD-T8-10-3B6	—	
	VPD-T8-10-4B6	—	
	VPD-T8-10-6B6	—	
	VPD-T8-15-3B6	—	
	VPD-T8-15-4B6	—	
	VPD-T8-15-6B6	—	
	VPD-T8-20-3B6	—	
	VPD-T8-20-4B6	—	
	VPD-T8-20-6B6	—	
	VPD-M4-6-4B6 10	○	M4
	VPD-M4-6-6B6 10	○	
	VPD-M4-10-4B6	—	
	VPD-M4-10-6B6	—	
	VPD-M4-15-4B6	—	
	VPD-M4-15-6B6	—	
	VPD-M4-20-4B6	—	
	VPD-M4-20-6B6	—	
	VPD-M6-6-4B6 10	○	M6
	VPD-M6-6-6B6 10	○	
	VPD-M6-10-4B6	—	
	VPD-M6-10-6B6	—	
	VPD-M6-15-4B6	—	
	VPD-M6-15-6B6	—	
	VPD-M6-20-4B6	—	
	VPD-M6-20-6B6	—	
	VPD-H3-3-1/4B6	—	H3
	VPD-H3-10-1/4B6	—	
	VPD-H3-15-1/4B6	—	
	VPD-H3-20-1/4B6	—	
	VPD-T8-3-1/4B6	—	T8
	VPD-T8-10-1/4B6	—	
	VPD-T8-15-1/4B6	—	
	VPD-T8-20-1/4B6	—	
	VPD-M4-6-1/4B6	—	M4
	VPD-M4-10-1/4B6	—	
	VPD-M4-15-1/4B6	—	
	VPD-M4-20-1/4B6	—	
	VPD-M6-6-1/4B6	—	M6
	VPD-M6-10-1/4B6	—	
	VPD-M6-15-1/4B6	—	
	VPD-M6-20-1/4B6	—	

CAD data is available at PISCO website.

Packaging specifications
1 pc. /bag

Options
6 : -DC ⇒ With dust catcher
10 : -S3 ⇒ -S3 spec. (○ in the lists: Available)
*1. For "-S3 spec.", the release ring color is dark blue, and the gasket material is FKM+SUS316.
*2. For inch size push-in fitting, the release ring color is white even for "-S3 spec."

Vacuum pad holder only

Vacuum pads with the same "connection configuration code (M4 , M6 etc.)" can be connected. For connectable vacuum pads, please see the page of Pad rubber only/Pad & screw set (page 374-).

Joint type: Female thread						
Holder type	Model code	10 : -S3 -S3 spec.	Connection config. code	Model code	10 : -S3 -S3 spec.	Connection config. code
VPD	VPD-H3-3-M5 6 10	○	H3	VPD-M6-6-M6 6 10	○	M6
	VPD-H3-10-M5 6	—		VPD-M6-10-M6 6	—	
	VPD-H3-15-M5 6	—		VPD-M6-15-M6 6	—	
	VPD-H3-20-M5 6	—		VPD-M6-20-M6 6	—	
	VPD-T8-3-M5 6 10	○	T8	VPD-M10-10-G1 6 10	○	M10
	VPD-T8-10-M5 6	—		VPD-M20-20-G2 6 10	○	M20
	VPD-T8-15-M5 6	—		VPD-G1-10-G1 6	—	G1
	VPD-T8-20-M5 6	—		VPD-G2-10-G1 6	—	G2
	VPD-M4-6-M6 6 10	○	M4	VPD-G3-10-G1 6	—	G3
	VPD-M4-10-M6 6	—		VPD-G3-20-G2 6	—	
	VPD-M4-15-M6 6	—		VPD-G4-20-G2 6	—	G4
	VPD-M4-20-M6 6	—		VPD-M10-10-N1 6	—	M10
				VPD-M20-20-N2 6	—	M20
				VPD-G1-10-N1 6	—	G1
				VPD-G2-10-N1 6	—	G2
				VPD-G3-10-N1 6	—	G3
				VPD-G3-20-N2 6	—	
				VPD-G4-20-N2 6	—	G4

● Dust Catcher

Holder type	Connection config. code	10 : -S3 -S3 spec.
VPD-DC	H3	○
	T8	○
	M4	○
	M6	○
	M10	○
	G1 G2 G3(*1)	—
	M20	○
	G3(*2) G4	—

*1. Stroke 10 mm only.
*2. Stroke 20 mm only.

CAD data is available at PISCO website.

Packaging specifications
1 pc. /bag

Options
6 : -DC ⇒ With dust catcher
10 : -S3 ⇒ -S3 spec. (○ in the lists: Available)
*1. For "-S3 spec.", the release ring color is dark blue, and the gasket material is FKM+SUS316.
*2. For inch size push-in fitting, the release ring color is white even for "-S3 spec."

Vacuum pads with the same "connection configuration code (M4 , M6 etc.)" can be connected. For connectable vacuum pads, please see the page of Pad rubber only/Pad & screw set (page 374-).

● Spring type/Side port/No cover holder (VPOD)

Joint type: Push-in fitting		
Holder type	Model code	Connection config. code
VPOD	VPOD-T8-20-3J	T8
	VPOD-T8-20-4J	
	VPOD-T8-20-6J	
	VPOD-T8-30-3J	
	VPOD-T8-30-4J	
	VPOD-T8-30-6J	
	VPOD-T8-40-3J	
	VPOD-T8-40-4J	
	VPOD-T8-40-6J	
	VPOD-T8-50-3J	
	VPOD-T8-50-4J	
	VPOD-T8-50-6J	
	VPOD-M4-20-3J	M4
	VPOD-M4-20-4J	
	VPOD-M4-20-6J	
	VPOD-M4-30-3J	
	VPOD-M4-30-4J	
	VPOD-M4-30-6J	
	VPOD-M4-40-3J	
	VPOD-M4-40-4J	
	VPOD-M4-40-6J	
	VPOD-M4-50-3J	
	VPOD-M4-50-4J	
	VPOD-M4-50-6J	
	VPOD-M6-20-3J	M6
	VPOD-M6-20-4J	
	VPOD-M6-20-6J	
	VPOD-M6-30-3J	
	VPOD-M6-30-4J	
	VPOD-M6-30-6J	
	VPOD-M6-40-3J	
	VPOD-M6-40-4J	
	VPOD-M6-40-6J	
	VPOD-M6-50-3J	
	VPOD-M6-50-4J	
	VPOD-M6-50-6J	
	VPOD-T8-20-1/8J	T8
	VPOD-T8-20-5/32J	
	VPOD-T8-20-1/4J	
	VPOD-T8-30-1/8J	
	VPOD-T8-30-5/32J	
	VPOD-T8-30-1/4J	
	VPOD-T8-40-1/8J	
	VPOD-T8-40-5/32J	
	VPOD-T8-40-1/4J	
	VPOD-T8-50-1/8J	
	VPOD-T8-50-5/32J	
	VPOD-T8-50-1/4J	
	VPOD-M4-20-1/8J	M4
	VPOD-M4-20-5/32J	
	VPOD-M4-20-1/4J	
	VPOD-M4-30-1/8J	
	VPOD-M4-30-5/32J	
	VPOD-M4-30-1/4J	
	VPOD-M4-40-1/8J	
	VPOD-M4-40-5/32J	
	VPOD-M4-40-1/4J	
	VPOD-M4-50-1/8J	
	VPOD-M4-50-5/32J	
	VPOD-M4-50-1/4J	
	VPOD-M6-20-1/8J	M6
	VPOD-M6-20-5/32J	
	VPOD-M6-20-1/4J	
	VPOD-M6-30-1/8J	
	VPOD-M6-30-5/32J	
	VPOD-M6-30-1/4J	
	VPOD-M6-40-1/8J	
	VPOD-M6-40-5/32J	
	VPOD-M6-40-1/4J	
	VPOD-M6-50-1/8J	
	VPOD-M6-50-5/32J	
	VPOD-M6-50-1/4J	

Joint type: Barb fitting		
Holder type	Model code	Connection config. code
VPOD	VPOD-T8-20-4B	T8
	VPOD-T8-20-6B	
	VPOD-T8-30-4B	
	VPOD-T8-30-6B	
	VPOD-T8-40-4B	
	VPOD-T8-40-6B	
	VPOD-T8-50-4B	
	VPOD-T8-50-6B	
	VPOD-M4-20-4B	M4
	VPOD-M4-20-6B	
	VPOD-M4-30-4B	
	VPOD-M4-30-6B	
	VPOD-M4-40-4B	
	VPOD-M4-40-6B	
	VPOD-M4-50-4B	
	VPOD-M4-50-6B	
	VPOD-M6-20-4B	M6
	VPOD-M6-20-6B	
	VPOD-M6-30-4B	
	VPOD-M6-30-6B	
	VPOD-M6-40-4B	
	VPOD-M6-40-6B	
	VPOD-M6-50-4B	
	VPOD-M6-50-6B	
	VPOD-T8-20-1/4B	T8
	VPOD-T8-30-1/4B	
	VPOD-T8-40-1/4B	
	VPOD-T8-50-1/4B	
	VPOD-M4-20-1/4B	M4
	VPOD-M4-30-1/4B	
	VPOD-M4-40-1/4B	
	VPOD-M4-50-1/4B	
	VPOD-M6-20-1/4B	M6
	VPOD-M6-30-1/4B	
	VPOD-M6-40-1/4B	
	VPOD-M6-50-1/4B	

Joint type: Female thread		
Holder type	Model code	Connection config. code
VPOD	VPOD-T8-20-M6	T8
	VPOD-T8-30-M6	
	VPOD-T8-40-M6	
	VPOD-T8-50-M6	
	VPOD-M4-20-M6	M4
	VPOD-M4-30-M6	
	VPOD-M4-40-M6	
	VPOD-M4-50-M6	
	VPOD-M6-20-M6	M6
	VPOD-M6-30-M6	
	VPOD-M6-40-M6	
	VPOD-M6-50-M6	

CAD data is available at PISCO website.

Packaging specifications
1 pc. /bag

Vacuum Pad

Vacuum pad holder only

Vacuum pads with the same "connection configuration code (M4 , M6 etc.)" can be connected. For connectable vacuum pads, please see the page of Pad rubber only/Pad & screw set (page 374-).

● Spring type/Side port/Low dust emission holder (VPLFD)

Joint type: Push-in fitting

Holder type	Model code	Connection config. code
VPLFD	VPLFD-T4-5-3J	T4
	VPLFD-T4-5-4J	
	VPLFD-T4-10-3J	
	VPLFD-T4-10-4J	
	VPLFD-T4-15-3J	
	VPLFD-T4-15-4J	
	VPLFD-T4-20-3J	
	VPLFD-T4-20-4J	
	VPLFD-T8-5-3J	T8
	VPLFD-T8-5-4J	
	VPLFD-T8-10-3J	
	VPLFD-T8-10-4J	
	VPLFD-T8-15-3J	
	VPLFD-T8-15-4J	
	VPLFD-T8-20-3J	
	VPLFD-T8-20-4J	
	VPLFD-M4-5-3J	M4
	VPLFD-M4-5-4J	
	VPLFD-M4-10-3J	
	VPLFD-M4-10-4J	
	VPLFD-M4-15-3J	
	VPLFD-M4-15-4J	
	VPLFD-M4-20-3J	
	VPLFD-M4-20-4J	
	VPLFD-M6-5-3J	M6
	VPLFD-M6-5-4J	
	VPLFD-M6-5-6J	
	VPLFD-M6-10-3J	
	VPLFD-M6-10-4J	
	VPLFD-M6-10-6J	
	VPLFD-M6-15-3J	
	VPLFD-M6-15-4J	
	VPLFD-M6-15-6J	
	VPLFD-M6-20-3J	
	VPLFD-M6-20-4J	
	VPLFD-M6-20-6J	
	VPLFD-T4-5-1/8J	T4
	VPLFD-T4-5-5/32J	
	VPLFD-T4-10-1/8J	
	VPLFD-T4-10-5/32J	
	VPLFD-T4-15-1/8J	
	VPLFD-T4-15-5/32J	
	VPLFD-T4-20-1/8J	
	VPLFD-T4-20-5/32J	
	VPLFD-T8-5-1/8J	T8
	VPLFD-T8-5-5/32J	
	VPLFD-T8-10-1/8J	
	VPLFD-T8-10-5/32J	
	VPLFD-T8-15-1/8J	
	VPLFD-T8-15-5/32J	
	VPLFD-T8-20-1/8J	
	VPLFD-T8-20-5/32J	
	VPLFD-M4-5-1/8J	M4
	VPLFD-M4-5-5/32J	
	VPLFD-M4-10-1/8J	
	VPLFD-M4-10-5/32J	
	VPLFD-M4-15-1/8J	
	VPLFD-M4-15-5/32J	
	VPLFD-M4-20-1/8J	
	VPLFD-M4-20-5/32J	
	VPLFD-M6-5-1/8J	M6
	VPLFD-M6-5-5/32J	
	VPLFD-M6-5-1/4J	
	VPLFD-M6-10-1/8J	
	VPLFD-M6-10-5/32J	
	VPLFD-M6-10-1/4J	
	VPLFD-M6-15-1/8J	
	VPLFD-M6-15-5/32J	
	VPLFD-M6-15-1/4J	
	VPLFD-M6-20-1/8J	
	VPLFD-M6-20-5/32J	
	VPLFD-M6-20-1/4J	

Joint type: Barb fitting

Holder type	Model code	Connection config. code	Model code	Connection config. code
VPLFD	VPLFD-T4-5-3B	T4	VPLFD-M4-5-3B	M4
	VPLFD-T4-5-4B		VPLFD-M4-5-4B	
	VPLFD-T4-5-6B		VPLFD-M4-5-6B	
	VPLFD-T4-10-3B		VPLFD-M4-10-3B	
	VPLFD-T4-10-4B		VPLFD-M4-10-4B	
	VPLFD-T4-10-6B		VPLFD-M4-10-6B	
	VPLFD-T4-15-3B		VPLFD-M4-15-3B	
	VPLFD-T4-15-4B		VPLFD-M4-15-4B	
	VPLFD-T4-15-6B		VPLFD-M4-15-6B	
	VPLFD-T4-20-3B		VPLFD-M4-20-3B	
	VPLFD-T4-20-4B		VPLFD-M4-20-4B	
	VPLFD-T4-20-6B		VPLFD-M4-20-6B	
	VPLFD-T8-5-3B	T8	VPLFD-M6-5-4B	M6
	VPLFD-T8-5-4B		VPLFD-M6-5-6B	
	VPLFD-T8-5-6B		VPLFD-M6-10-4B	
	VPLFD-T8-10-3B		VPLFD-M6-10-6B	
	VPLFD-T8-10-4B		VPLFD-M6-15-4B	
	VPLFD-T8-10-6B		VPLFD-M6-15-6B	
	VPLFD-T8-15-3B		VPLFD-M6-20-4B	
	VPLFD-T8-15-4B		VPLFD-M6-20-6B	
	VPLFD-T8-15-6B			
	VPLFD-T8-20-3B			
	VPLFD-T8-20-4B			
	VPLFD-T8-20-6B			

Joint type: Female thread

Holder type	Model code	Connection config. code	Model code	Connection config. code
VPLFD	VPLFD-T4-5-M5	T4	VPLFD-M4-5-M5	M4
	VPLFD-T4-10-M5		VPLFD-M4-10-M5	
	VPLFD-T4-15-M5		VPLFD-M4-15-M5	
	VPLFD-T4-20-M5		VPLFD-M4-20-M5	
	VPLFD-T8-5-M5	T8	VPLFD-M6-5-M6	M6
	VPLFD-T8-10-M5		VPLFD-M6-10-M6	
	VPLFD-T8-15-M5		VPLFD-M6-15-M6	
	VPLFD-T8-20-M5		VPLFD-M6-20-M6	

● Fixed type/Direct mount/Mini holder (VPME)

Holder type	Model code	10 : -S3 -S3 spec.	Connection config. code
VPME	VPME-T4-M3 10	○	T4
	VPME-T8-M5 10	○	T8

CAD data is available at PISCO website.

Packaging specifications
1 pc. /bag

Options
10 : -S3 ⇒ -S3 spec. (○ in the lists: Available)
*1. For "-S3 spec.", the release ring color is dark blue, and the gasket material is FKM+SUS316.
*2. For inch size push-in fitting, the release ring color is white even for "-S3 spec."

Vacuum pads with the same "connection configuration code (M4 , M6 etc.)" can be connected. For connectable vacuum pads, please see the page of Pad rubber only/Pad & screw set (page 374-).

● Fixed type/Direct mount/Standard holder (VPE)

Joint type: Male thread

Holder type	Model code	10 : -S3 -S3 spec.	Connection config. code	Model code	10 : -S3 -S3 spec.	Connection config. code
VPE	VPE-T4-M5 10	○	T4	VPE-M20-R3	(*)	M20
	VPE-H3-M3 10	○	H3	VPE-M20-R4	(*)	
	VPE-H3-M5 10	○		VPE-M20-G3	(*)	
	VPE-T8-M5 10	○	T8	VPE-M20-G4	(*)	
	VPE-M4-M8	(*)	M4	VPE-T15-M8	(*)	T15
	VPE-M4-M10	(*)		VPE-T15-M10	(*)	
	VPE-M4-M12	(*)		VPE-T15-M12	(*)	
	VPE-M4-M14	(*)		VPE-T15-M14	(*)	
	VPE-M4-R1	(*)		VPE-T15-R1	(*)	
	VPE-M4-R2	(*)		VPE-T15-R2	(*)	
	VPE-M4-R3	(*)		VPE-T15-R3	(*)	
	VPE-M4-G1	(*)		VPE-T15-G1	(*)	
	VPE-M4-G2	(*)		VPE-T15-G2	(*)	
	VPE-M4-G3	(*)		VPE-T15-G3	(*)	
	VPE-M6-M8	(*)	M6	VPE-T40-M8	(*)	T40
	VPE-M6-M10	(*)		VPE-T40-M10	(*)	
	VPE-M6-M12	(*)		VPE-T40-M12	(*)	
	VPE-M6-M14	(*)		VPE-T40-M14	(*)	
	VPE-M6-R1	(*)		VPE-T40-R1	(*)	
	VPE-M6-R2	(*)		VPE-T40-R2	(*)	
	VPE-M6-R3	(*)		VPE-T40-R3	(*)	
	VPE-M6-R4	(*)		VPE-T40-R4	(*)	
	VPE-M6-G1	(*)		VPE-T40-G1	(*)	
	VPE-M6-G2	(*)		VPE-T40-G2	(*)	
	VPE-M6-G3	(*)		VPE-T40-G3	(*)	
	VPE-M6-G4	(*)		VPE-T40-G4	—	
	VPE-M10-M12	(*)	M10	VPE-M4-N1	—	M4
	VPE-M10-M14	(*)		VPE-M4-N2	—	
	VPE-M10-R1	(*)		VPE-M4-N3	—	
	VPE-M10-R2	(*)		VPE-M6-N1	—	M6
	VPE-M10-R3	(*)		VPE-M6-N2	—	
	VPE-M10-R4	(*)		VPE-M6-N3	—	
	VPE-M10-G1	(*)		VPE-M6-N4	—	
	VPE-M10-G2	(*)		VPE-M10-N1	—	M10
	VPE-M10-G3	(*)		VPE-M10-N2	—	
	VPE-M10-G4	(*)		VPE-M10-N3	—	
				VPE-M10-N4	—	
				VPE-M20-N3	—	M20
				VPE-M20-N4	—	
				VPE-T15-N1	—	T15
				VPE-T15-N2	—	
				VPE-T15-N3	—	
				VPE-T40-N1	—	T40
				VPE-T40-N2	—	
				VPE-T40-N3	—	
				VPE-T40-N4	—	

Metric thread

Taper pipe thread

Parallel pipe thread

Joint type: Female thread

Holder type	Model code	Connection config. code
VPE	VPE-T4-FM5	T4
	VPE-T4-FM8	
	VPE-H3-FM5	H3
	VPE-H3-FM8	
	VPE-T8-FM5	T8
	VPE-T8-FM8	
	VPE-M4-FM5	M4
	VPE-M4-FM8	
	VPE-M6-FM5	M6
	VPE-M6-FM8	
	VPE-T15-FM5	T15
	VPE-T15-FM8	
	VPE-T40-FM5	T40
	VPE-T40-FM8	

● Spring type/Direct mount holder (VPF)

Holder type	Model code	10 : -S3 -S3 spec.	Connection config. code
VPF	VPF-H3 6 10	○	H3
	VPF-T8 6 10	○	T8
	VPF-M4 6 10	○	M4
	VPF-M6 6 10	○	M6

Notes
*The standard spec. is equivalent to "-S3" spec.

CAD data is available at PISCO website.

Packaging specifications
1 pc. /bag

Options
6 : -DC ⇒ With dust catcher
10 : -S3 ⇒ -S3 spec. (○ in the lists: Available)
*1. For "-S3 spec.", the release ring color is dark blue, and the gasket material is FKM+SUS316.
*2. For inch size push-in fitting, the release ring color is white even for "-S3 spec."

● Dust Catcher

Holder type	Connection config. code	10 : -S3 -S3 spec.
VPF-DC	H3	○
	T8	○
	M4	○
	M6	○

Vacuum pad holder only

Vacuum pads with the same "connection configuration code (M4 , M6 etc.)" can be connected. For connectable vacuum pads, please see the page of Pad rubber only/Pad & screw set (page 374-).

● Spring type/Top port/Lightweight holder (VPHC)

*Configuration code: T15, T40 are for Soft and Soft bellows pad only.

Joint type: Push-in fitting

Holder type	Model code	10 : -S3 -S3 spec.	Connection config. code
VPHC	VPHC-T15-9-180J	—	T15
	VPHC-T15-9-2J	—	
	VPHC-T15-9-3J	—	
	VPHC-T15-9-4J10	○	
	VPHC-T15-9-6J10	○	
	VPHC-T40-9-180J	—	T40
	VPHC-T40-9-2J	—	
	VPHC-T40-9-3J	—	
	VPHC-T40-9-4J10	○	
	VPHC-T40-9-6J10	○	
	VPHC-M4-10-180J	—	M4
	VPHC-M4-10-2J	—	
	VPHC-M4-10-3J	—	
	VPHC-M4-10-4J10	○	
	VPHC-M4-10-6J10	○	
	VPHC-M4-15-180J	—	
	VPHC-M4-15-2J	—	
	VPHC-M4-15-3J	—	
	VPHC-M4-15-4J10	○	
	VPHC-M4-15-6J10	○	
	VPHC-M4-20-180J	—	
	VPHC-M4-20-2J	—	
	VPHC-M4-20-3J	—	
	VPHC-M4-20-4J10	○	
	VPHC-M4-20-6J10	○	
	VPHC-M4-25-180J	—	
	VPHC-M4-25-2J	—	
	VPHC-M4-25-3J	—	
	VPHC-M4-25-4J10	○	
	VPHC-M4-25-6J10	○	
	VPHC-M4-30-180J	—	
	VPHC-M4-30-2J	—	
	VPHC-M4-30-3J	—	
	VPHC-M4-30-4J10	○	
	VPHC-M4-30-6J10	○	
	VPHC-M4-40-180J	—	
	VPHC-M4-40-2J	—	
	VPHC-M4-40-3J	—	
	VPHC-M4-40-4J10	○	
	VPHC-M4-40-6J10	○	
	VPHC-M4-50-180J	—	
	VPHC-M4-50-2J	—	
	VPHC-M4-50-3J	—	
	VPHC-M4-50-4J10	○	
	VPHC-M4-50-6J10	○	
	VPHC-M6-10-180J	—	M6
	VPHC-M6-10-2J	—	
	VPHC-M6-10-3J	—	
	VPHC-M6-10-4J10	○	
	VPHC-M6-10-6J10	○	
	VPHC-M6-15-180J	—	
	VPHC-M6-15-2J	—	
	VPHC-M6-15-3J	—	
	VPHC-M6-15-4J10	○	
	VPHC-M6-15-6J10	○	
	VPHC-M6-20-180J	—	
	VPHC-M6-20-2J	—	
	VPHC-M6-20-3J	—	
	VPHC-M6-20-4J10	○	
	VPHC-M6-20-6J10	○	
	VPHC-M6-25-180J	—	
	VPHC-M6-25-2J	—	
	VPHC-M6-25-3J	—	
	VPHC-M6-25-4J10	○	
	VPHC-M6-25-6J10	○	
	VPHC-M6-30-180J	—	
	VPHC-M6-30-2J	—	
	VPHC-M6-30-3J	—	
	VPHC-M6-30-4J10	○	
	VPHC-M6-30-6J10	○	
	VPHC-M6-40-180J	—	
	VPHC-M6-40-2J	—	
	VPHC-M6-40-3J	—	
	VPHC-M6-40-4J10	○	
	VPHC-M6-40-6J10	○	
	VPHC-M6-50-180J	—	
	VPHC-M6-50-2J	—	
	VPHC-M6-50-3J	—	
	VPHC-M6-50-4J10	○	
	VPHC-M6-50-6J10	○	

Joint type: Barb fitting

Holder type	Model code	10 : -S3 -S3 spec.	Connection config. code
VPHC	VPHC-T15-9-1/8J	—	T15
	VPHC-T15-9-5/32J10	○	
	VPHC-T15-9-1/4J	—	
	VPHC-T40-9-1/8J	—	T40
	VPHC-T40-9-5/32J10	○	
	VPHC-T40-9-1/4J	—	
	VPHC-M4-10-1/8J	—	M4
	VPHC-M4-10-5/32J10	○	
	VPHC-M4-10-1/4J	—	
	VPHC-M4-15-1/8J	—	
	VPHC-M4-15-5/32J10	○	
	VPHC-M4-15-1/4J	—	
	VPHC-M4-20-1/8J	—	
	VPHC-M4-20-5/32J10	○	
	VPHC-M4-20-1/4J	—	
	VPHC-M4-25-1/8J	—	
	VPHC-M4-25-5/32J10	○	
	VPHC-M4-25-1/4J	—	
	VPHC-M4-30-1/8J	—	
	VPHC-M4-30-5/32J10	○	
	VPHC-M4-30-1/4J	—	
	VPHC-M4-40-1/8J	—	
	VPHC-M4-40-5/32J10	○	
	VPHC-M4-40-1/4J	—	
	VPHC-M4-50-1/8J	—	
	VPHC-M4-50-5/32J10	○	
	VPHC-M4-50-1/4J	—	
	VPHC-M6-10-1/8J	—	M6
	VPHC-M6-10-5/32J10	○	
	VPHC-M6-10-1/4J	—	
	VPHC-M6-15-1/8J	—	
	VPHC-M6-15-5/32J10	○	
	VPHC-M6-15-1/4J	—	
	VPHC-M6-20-1/8J	—	
	VPHC-M6-20-5/32J10	○	
	VPHC-M6-20-1/4J	—	
	VPHC-M6-25-1/8J	—	
	VPHC-M6-25-5/32J10	○	
	VPHC-M6-25-1/4J	—	
	VPHC-M6-30-1/8J	—	
	VPHC-M6-30-5/32J10	○	
	VPHC-M6-30-1/4J	—	
	VPHC-M6-40-1/8J	—	
	VPHC-M6-40-5/32J10	○	
	VPHC-M6-40-1/4J	—	
	VPHC-M6-50-1/8J	—	
	VPHC-M6-50-5/32J10	○	
	VPHC-M6-50-1/4J	—	

Holder type	Model code	10 : -S3 -S3 spec.	Connection config. code
VPHC	VPHC-T15-9-3B10	○	T15
	VPHC-T15-9-4B10	○	
	VPHC-T15-9-6B10	○	
	VPHC-T40-9-3B10	○	T40
	VPHC-T40-9-4B10	○	
	VPHC-T40-9-6B10	○	
	VPHC-M4-10-3B10	○	M4
	VPHC-M4-10-4B10	○	
	VPHC-M4-10-6B10	○	
	VPHC-M4-15-3B10	○	
	VPHC-M4-15-4B10	○	
	VPHC-M4-15-6B10	○	
	VPHC-M4-20-3B10	○	
	VPHC-M4-20-4B10	○	
	VPHC-M4-20-6B10	○	
	VPHC-M4-25-3B10	○	
	VPHC-M4-25-4B10	○	
	VPHC-M4-25-6B10	○	
	VPHC-M4-30-3B10	○	
	VPHC-M4-30-4B10	○	
	VPHC-M4-30-6B10	○	
	VPHC-M4-40-3B10	○	
	VPHC-M4-40-4B10	○	
	VPHC-M4-40-6B10	○	
	VPHC-M4-50-3B10	○	
	VPHC-M4-50-4B10	○	
	VPHC-M4-50-6B10	○	
	VPHC-M6-10-3B10	○	M6
	VPHC-M6-10-4B10	○	
	VPHC-M6-10-6B10	○	
	VPHC-M6-15-3B10	○	
	VPHC-M6-15-4B10	○	
	VPHC-M6-15-6B10	○	
	VPHC-M6-20-3B10	○	
	VPHC-M6-20-4B10	○	
	VPHC-M6-20-6B10	○	
	VPHC-M6-25-3B10	○	
	VPHC-M6-25-4B10	○	
	VPHC-M6-25-6B10	○	
	VPHC-M6-30-3B10	○	
	VPHC-M6-30-4B10	○	
	VPHC-M6-30-6B10	○	
	VPHC-M6-40-3B10	○	
	VPHC-M6-40-4B10	○	
	VPHC-M6-40-6B10	○	
	VPHC-M6-50-3B10	○	
	VPHC-M6-50-4B10	○	
	VPHC-M6-50-6B10	○	
	VPHC-T15-9-1/4B	—	T15
	VPHC-T40-9-1/4B	—	T40
	VPHC-M4-10-1/4B	—	M4
	VPHC-M4-15-1/4B	—	
	VPHC-M4-20-1/4B	—	
	VPHC-M4-25-1/4B	—	
	VPHC-M4-30-1/4B	—	
	VPHC-M4-40-1/4B	—	
	VPHC-M4-50-1/4B	—	
	VPHC-M6-10-1/4B	—	M6
	VPHC-M6-15-1/4B	—	
	VPHC-M6-20-1/4B	—	
	VPHC-M6-25-1/4B	—	
	VPHC-M6-30-1/4B	—	
	VPHC-M6-40-1/4B	—	
	VPHC-M6-50-1/4B	—	

Joint type: Female thread

Holder type	Model code	10 : -S3 -S3 spec.	Connection config. code
VPHC	VPHC-T15-9-M510	○	T15
	VPHC-T40-9-M510	○	T40
	VPHC-M4-10-M510	○	M4
	VPHC-M4-15-M510	○	
	VPHC-M4-20-M510	○	
	VPHC-M4-25-M510	○	
	VPHC-M4-30-M510	○	
	VPHC-M4-40-M510	○	
	VPHC-M4-50-M510	○	
	VPHC-M6-10-M510	○	M6
	VPHC-M6-15-M510	○	
	VPHC-M6-20-M510	○	
	VPHC-M6-25-M510	○	
	VPHC-M6-30-M510	○	
	VPHC-M6-40-M510	○	
	VPHC-M6-50-M510	○	

CAD data is available at PISCO website.

Packaging specifications
1 pc. /bag

Options
10 : -S3 ⇒ -S3 spec. (○ in the lists: Available)
*1. For "-S3 spec.", the release ring color is dark blue, and the gasket material is FKM+SUS316.
*2. For inch size push-in fitting, the release ring color is white even for "-S3 spec."

Vacuum pads with the same "connection configuration code (M4 , M6 etc.)" can be connected. For connectable vacuum pads, please see the page of Pad rubber only/Pad & screw set (page 374-).

● Spring type/Side port/No cover Lightweight holder (VPHD)

*Configuration code: T15, T40 are for Soft and Soft bellows pad only.

Joint type: Push-in fitting

Holder type	Model code	10 : -S3 -S3 spec.	Connection config. code
VPHD	VPHD-T15-5-180J	—	T15
	VPHD-T15-5-2J	—	
	VPHD-T15-5-3J	—	
	VPHD-T15-5-4J10	○	
	VPHD-T15-5-6J10	○	
	VPHD-T40-5-180J	—	T40
	VPHD-T40-5-2J	—	
	VPHD-T40-5-3J	—	
	VPHD-T40-5-4J10	○	
	VPHD-T40-5-6J10	○	
	VPHD-T8-5-180J	—	T8
	VPHD-T8-5-2J	—	
	VPHD-T8-5-3J	—	
	VPHD-T8-5-4J	—	
	VPHD-T8-5-6J	—	
	VPHD-M4-5-180J	—	M4
	VPHD-M4-5-2J	—	
	VPHD-M4-5-3J	—	
	VPHD-M4-5-4J	—	
	VPHD-M4-5-6J	—	
	VPHD-M6-5-180J	—	M6
	VPHD-M6-5-2J	—	
	VPHD-M6-5-3J	—	
	VPHD-M6-5-4J	—	
	VPHD-M6-5-6J	—	
	VPHD-T15-5-1/8J	—	T15
	VPHD-T15-5-5/32J10	○	
	VPHD-T15-5-1/4J	—	
	VPHD-T40-5-1/8J	—	T40
	VPHD-T40-5-5/32J10	○	
	VPHD-T40-5-1/4J	—	
	VPHD-T8-5-1/8J	—	T8
	VPHD-T8-5-5/32J	—	
	VPHD-T8-5-1/4J	—	
	VPHD-M4-5-1/8J	—	M4
	VPHD-M4-5-5/32J	—	
	VPHD-M4-5-1/4J	—	
	VPHD-M6-5-1/8J	—	M6
	VPHD-M6-5-5/32J	—	
	VPHD-M6-5-1/4J	—	

Joint type: Barb fitting

Holder type	Model code	10 : -S3 -S3 spec.	Connection config. code
VPHD	VPHD-T15-5-3B10	○	T15
	VPHD-T15-5-4B10	○	
	VPHD-T15-5-6B10	○	
	VPHD-T40-5-3B10	○	T40
	VPHD-T40-5-4B10	○	
	VPHD-T40-5-6B10	○	
	VPHD-T8-5-3B	—	T8
	VPHD-T8-5-4B	—	
	VPHD-T8-5-6B	—	
	VPHD-M4-5-3B	—	M4
	VPHD-M4-5-4B	—	
	VPHD-M4-5-6B	—	
	VPHD-M6-5-3B	—	M6
	VPHD-M6-5-4B	—	
	VPHD-M6-5-6B	—	
	VPHD-T15-5-1/4B	—	T15
	VPHD-T40-5-1/4B	—	T40
	VPHD-T8-5-1/4B	—	T8
	VPHD-M4-5-1/4B	—	M4
	VPHD-M6-5-1/4B	—	M6

Joint type: Female thread

Holder type	Model code	10 : -S3 -S3 spec.	Connection config. code
VPHD	VPHD-T15-5-M510	○	T15
	VPHD-T40-5-M510	○	T40
	VPHD-T8-5-M5	—	T8
	VPHD-M4-5-M5	—	M4
	VPHD-M6-5-M5	—	M6

CAD data is available at PISCO website.

Packaging specifications
1 pc. /bag

Options
10 : -S3 ⇒ -S3 spec. (○ in the lists: Available)
*1. For "-S3 spec.", the release ring color is dark blue, and the gasket material is FKM+SUS316.
*2. For inch size push-in fitting, the release ring color is white even for "-S3 spec."

Vacuum pad holder only

Vacuum pads with the same "connection configuration code (M4 , M6 etc.)" can be connected. For connectable vacuum pads, please see the page of Pad rubber only/Pad & screw set (page 374-).

● Spring type/Dual side port/No cover Lightweight holder (VPHDW)

*Configuration code: T15, T40 are for Soft and Soft bellows pad only.

Joint type: Push-in fitting

Holder type	Model code	10 : -S3 -S3 spec.	Connection config. code
VPHDW	VPHDW-T15-5-180J	—	T15
	VPHDW-T15-5-2J	—	
	VPHDW-T15-5-3J	—	
	VPHDW-T15-5-4J10	○	
	VPHDW-T15-5-6J10	○	
	VPHDW-T40-5-180J	—	T40
	VPHDW-T40-5-2J	—	
	VPHDW-T40-5-3J	—	
	VPHDW-T40-5-4J10	○	
	VPHDW-T40-5-6J10	○	
	VPHDW-T8-5-180J	—	T8
	VPHDW-T8-5-2J	—	
	VPHDW-T8-5-3J	—	
	VPHDW-T8-5-4J	—	
	VPHDW-T8-5-6J	—	
	VPHDW-M4-5-180J	—	M4
	VPHDW-M4-5-2J	—	
	VPHDW-M4-5-3J	—	
	VPHDW-M4-5-4J	—	
	VPHDW-M4-5-6J	—	
	VPHDW-M6-5-180J	—	M6
	VPHDW-M6-5-2J	—	
	VPHDW-M6-5-3J	—	
	VPHDW-M6-5-4J	—	
	VPHDW-M6-5-6J	—	
	VPHDW-T15-5-1/8J	—	T15
	VPHDW-T15-5-5/32J10	○	
	VPHDW-T15-5-1/4J	—	
	VPHDW-T40-5-1/8J	—	T40
	VPHDW-T40-5-5/32J10	○	
	VPHDW-T40-5-1/4J	—	
	VPHDW-T8-5-1/8J	—	T8
	VPHDW-T8-5-5/32J	—	
	VPHDW-T8-5-1/4J	—	
	VPHDW-M4-5-1/8J	—	M4
	VPHDW-M4-5-5/32J	—	
	VPHDW-M4-5-1/4J	—	
	VPHDW-M6-5-1/8J	—	M6
	VPHDW-M6-5-5/32J	—	
	VPHDW-M6-5-1/4J	—	

Joint type: Barb fitting

Holder type	Model code	10 : -S3 -S3 spec.	Connection config. code
VPHDW	VPHDW-T15-5-3B10	○	T15
	VPHDW-T15-5-4B10	○	
	VPHDW-T15-5-6B10	○	
	VPHDW-T40-5-3B10	○	T40
	VPHDW-T40-5-4B10	○	
	VPHDW-T40-5-6B10	○	
	VPHDW-T8-5-3B	—	T8
	VPHDW-T8-5-4B	—	
	VPHDW-T8-5-6B	—	
	VPHDW-M4-5-3B	—	M4
	VPHDW-M4-5-4B	—	
	VPHDW-M4-5-6B	—	
	VPHDW-M6-5-3B	—	M6
	VPHDW-M6-5-4B	—	
	VPHDW-M6-5-6B	—	
	VPHDW-T15-5-1/4B	—	T15
	VPHDW-T40-5-1/4B	—	T40
	VPHDW-T8-5-1/4B	—	T8
	VPHDW-M4-5-1/4B	—	M4
	VPHDW-M6-5-1/4B	—	M6

Joint type: Female thread

Holder type	Model code	10 : -S3 -S3 spec.	Connection config. code
VPHDW	VPHDW-T15-5-M510	○	T15
	VPHDW-T40-5-M510	○	T40
	VPHDW-T8-5-M5	—	T8
	VPHDW-M4-5-M5	—	M4
	VPHDW-M6-5-M5	—	M6

CAD data is available at PISCO website.

Packaging specifications
1 pc. /bag

Options
10 : -S3 ⇒ -S3 spec. (○ in the lists: Available)
*1. For "-S3 spec.", the release ring color is dark blue, and the gasket material is FKM+SUS316.
*2. For inch size push-in fitting, the release ring color is white even for "-S3 spec."

Vacuum pads with the same "connection configuration code (M4 , M6 etc.)" can be connected. For connectable vacuum pads, please see the page of Pad rubber only/Pad & screw set (page 374-).

● Fixed type/Side port/Low profile holder (VPHE)

*Configuration code: T15, T40 are for Soft and Soft bellows pad only.

Joint type: Push-in fitting

Holder type	Model code	10 : -S3 -S3 spec.	Connection config. code
VPHE	VPHE-T15-180J	—	T15
	VPHE-T15-2J	—	
	VPHE-T15-3J	—	
	VPHE-T15-4J10	○	
	VPHE-T15-6J10	○	
	VPHE-T40-180J	—	T40
	VPHE-T40-2J	—	
	VPHE-T40-3J	—	
	VPHE-T40-4J10	○	
	VPHE-T40-6J10	○	
	VPHE-T8-180J	—	T8
	VPHE-T8-2J	—	
	VPHE-T8-3J	—	
	VPHE-T8-4J	—	
	VPHE-T8-6J	—	
	VPHE-M4-180J	—	M4
	VPHE-M4-2J	—	
	VPHE-M4-3J	—	
	VPHE-M4-4J	—	
	VPHE-M4-6J	—	
	VPHE-M6-180J	—	M6
	VPHE-M6-2J	—	
	VPHE-M6-3J	—	
	VPHE-M6-4J	—	
	VPHE-M6-6J	—	
	VPHE-T15-1/8J	—	T15
	VPHE-T15-5/32J10	○	
	VPHE-T15-1/4J	—	
	VPHE-T40-1/8J	—	T40
	VPHE-T40-5/32J10	○	
	VPHE-T40-1/4J	—	
	VPHE-T8-1/8J	—	T8
	VPHE-T8-5/32J	—	
	VPHE-T8-1/4J	—	
	VPHE-M4-1/8J	—	M4
	VPHE-M4-5/32J	—	
	VPHE-M4-1/4J	—	
	VPHE-M6-1/8J	—	M6
	VPHE-M6-5/32J	—	
	VPHE-M6-1/4J	—	

Joint type: Barb fitting

Holder type	Model code	10 : -S3 -S3 spec.	Connection config. code
VPHE	VPHE-T15-3B10	○	T15
	VPHE-T15-4B10	○	
	VPHE-T15-6B10	○	
	VPHE-T40-3B10	○	T40
	VPHE-T40-4B10	○	
	VPHE-T40-6B10	○	
	VPHE-T8-3B	—	T8
	VPHE-T8-4B	—	
	VPHE-T8-6B	—	
	VPHE-M4-3B	—	M4
	VPHE-M4-4B	—	
	VPHE-M4-6B	—	
	VPHE-M6-3B	—	M6
	VPHE-M6-4B	—	
	VPHE-M6-6B	—	
	VPHE-T15-1/4B	—	T15
	VPHE-T40-1/4B	—	T40
	VPHE-T8-1/4B	—	T8
	VPHE-M4-1/4B	—	M4
	VPHE-M6-1/4B	—	M6

Joint type: Female thread

Holder type	Model code	10 : -S3 -S3 spec.	Connection config. code
VPHE	VPHE-T15-M510	○	T15
	VPHE-T40-M510	○	T40
	VPHE-T8-M5	—	T8
	VPHE-M4-M5	—	M4
	VPHE-M6-M5	—	M6

CAD data is available at PISCO website.

Packaging specifications
1 pc. /bag

Options
10 : -S3 ⇒ -S3 spec. (○ in the lists: Available)
*1. For "-S3 spec.", the release ring color is dark blue, and the gasket material is FKM+SUS316.
*2. For inch size push-in fitting, the release ring color is white even for "-S3 spec."

● Fixed type/Dual side port/Low profile holder (VPHEW)

*Configuration code: T15, T40 are for Soft and Soft bellows pad only.

Joint type: Push-in fitting

Holder type	Model code	10 : -S3 -S3 spec.	Connection config. code
VPHEW	VPHEW-T15-180J	—	T15
	VPHEW-T15-2J	—	
	VPHEW-T15-3J	—	
	VPHEW-T15-4J10	○	
	VPHEW-T15-6J10	○	
	VPHEW-T40-180J	—	T40
	VPHEW-T40-2J	—	
	VPHEW-T40-3J	—	
	VPHEW-T40-4J10	○	
	VPHEW-T40-6J10	○	
	VPHEW-T8-180J	—	T8
	VPHEW-T8-2J	—	
	VPHEW-T8-3J	—	
	VPHEW-T8-4J	—	
	VPHEW-T8-6J	—	
	VPHEW-M4-180J	—	M4
	VPHEW-M4-2J	—	
	VPHEW-M4-3J	—	
	VPHEW-M4-4J	—	
	VPHEW-M4-6J	—	
	VPHEW-M6-180J	—	M6
	VPHEW-M6-2J	—	
	VPHEW-M6-3J	—	
	VPHEW-M6-4J	—	
	VPHEW-M6-6J	—	
	VPHEW-T15-1/8J	—	T15
	VPHEW-T15-5/32J10	○	
	VPHEW-T15-1/4J	—	
	VPHEW-T40-1/8J	—	T40
	VPHEW-T40-5/32J10	○	
	VPHEW-T40-1/4J	—	
	VPHEW-T8-1/8J	—	T8
	VPHEW-T8-5/32J	—	
	VPHEW-T8-1/4J	—	
	VPHEW-M4-1/8J	—	M4
	VPHEW-M4-5/32J	—	
	VPHEW-M4-1/4J	—	
	VPHEW-M6-1/8J	—	M6
	VPHEW-M6-5/32J	—	
	VPHEW-M6-1/4J	—	

Joint type: Barb fitting

Holder type	Model code	10 : -S3 -S3 spec.	Connection config. code
VPHEW	VPHEW-T15-3B10	○	T15
	VPHEW-T15-4B10	○	
	VPHEW-T15-6B10	○	
	VPHEW-T40-3B10	○	T40
	VPHEW-T40-4B10	○	
	VPHEW-T40-6B10	○	
	VPHEW-T8-3B	—	T8
	VPHEW-T8-4B	—	
	VPHEW-T8-6B	—	
	VPHEW-M4-3B	—	M4
	VPHEW-M4-4B	—	
	VPHEW-M4-6B	—	
	VPHEW-M6-3B	—	M6
	VPHEW-M6-4B	—	
	VPHEW-M6-6B	—	
	VPHEW-T15-1/4B	—	T15
	VPHEW-T40-1/4B	—	T40
	VPHEW-T8-1/4B	—	T8
	VPHEW-M4-1/4B	—	M4
	VPHEW-M6-1/4B	—	M6

Joint type: Female thread

Holder type	Model code	10 : -S3 -S3 spec.	Connection config. code
VPHEW	VPHEW-T15-M510	○	T15
	VPHEW-T40-M510	○	T40
	VPHEW-T8-M5	—	T8
	VPHEW-M4-M5	—	M4
	VPHEW-M6-M5	—	M6

CAD data is available at PISCO website.

Packaging specifications
1 pc. /bag

Options
10 : -S3 ⇒ -S3 spec. (○ in the lists: Available)
*1. For "-S3 spec.", the release ring color is dark blue, and the gasket material is FKM+SUS316.
*2. For inch size push-in fitting, the release ring color is white even for "-S3 spec."

Vacuum pad holder only

Vacuum pads with the same "connection configuration code (E10 , E20 etc.)" can be connected. For connectable vacuum pads, please see the page of Pad rubber only/Pad & screw set (page 374-).

For Packaging bag pad

● Fixed type/Top port holder (VPA) ● Fixed type/Direct mount holder (VPE)

Joint type: Push-in fitting			Joint type: Male thread		
Holder type	Model code	Connection config. code	Holder type	Model code	Connection config. code
VPA	VPA-PB8-4J	PB8	VPE	VPE-PB8-M5	PB8
	VPA-PB8-6J			VPE-PB8-M6	
	VPA-PB8-8J			VPE-PB8-M8	
	VPA-PB15-6J	PB15		VPE-PB8-G1	
	VPA-PB15-8J			VPE-PB15-M5	PB15
	VPA-PB15-10J			VPE-PB15-M6	
	VPA-PB15-12J			VPE-PB15-M8	
				VPE-PB15-M14	
				VPE-PB15-G1	
				VPE-PB15-G2	
				VPE-PB15-G3	
				VPE-PB15-G4	

For Oval pad

● Screwed type/Top port holder (VPA) ● Screwed type/Side port holder (VPB)

Joint type: Push-in fitting				Joint type: Push-in fitting			
Holder type	Model code	10 : -S3 -S3 spec.	Connection config. code	Holder type	Model code	10 : -S3 -S3 spec.	Connection config. code
VPA	VPA-E10-180J	—	E10	VPB	VPB-E10-180J	—	E10
	VPA-E10-2J	—			VPB-E10-2J	—	
	VPA-E10-3J	—			VPB-E10-3J	—	
	VPA-E10-4J10	○			VPB-E10-4J10	○	
	VPA-E10-6J10	○			VPB-E10-6J10	○	
	VPA-E20-180J	—	E20		VPB-E20-180J	—	E20
	VPA-E20-2J	—			VPB-E20-2J	—	
	VPA-E20-3J	—			VPB-E20-3J	—	
	VPA-E20-4J10	○			VPB-E20-4J10	○	
	VPA-E20-6J10	○			VPB-E20-6J10	○	
	VPA-E10-1/8J	—	E10		VPB-E10-1/8J	—	E10
	VPA-E10-5/32J10	○			VPB-E10-5/32J10	○	
	VPA-E10-1/4J	—			VPB-E10-1/4J	—	
	VPA-E20-1/8J	—	E20		VPB-E20-1/8J	—	E20
	VPA-E20-5/32J10	○			VPB-E20-5/32J10	○	
	VPA-E20-1/4J	—			VPB-E20-1/4J	—	
Joint type: Barb fitting				Joint type: Barb fitting			
Holder type	Model code	10 : -S3 -S3 spec.	Connection config. code	Holder type	Model code	10 : -S3 -S3 spec.	Connection config. code
VPA	VPA-E10-3B10	○	E10	VPB	VPB-E10-3B10	○	E10
	VPA-E10-4B10	○			VPB-E10-4B10	○	
	VPA-E10-6B10	○			VPB-E10-6B10	○	
	VPA-E20-3B10	○	E20		VPB-E20-3B10	○	E20
	VPA-E20-4B10	○			VPB-E20-4B10	○	
	VPA-E20-6B10	○			VPB-E20-6B10	○	
	VPA-E10-1/4B	—	E10		VPB-E10-1/4B	—	E10
	VPA-E20-1/4B	—	E20		VPB-E20-1/4B	—	E20
Joint type: Female thread				Joint type: Female thread			
Holder type	Model code	10 : -S3 -S3 spec.	Connection config. code	Holder type	Model code	10 : -S3 -S3 spec.	Connection config. code
VPA	VPA-E10-M510	○	E10	VPB	VPB-E10-M510	○	E10
	VPA-E20-M510	○	E20		VPB-E20-M510	○	E20

CAD data is available at PISCO website.

Packaging specifications
1 pc. /bag

Options
10 : -S3 ⇒ -S3 spec. (○ in the lists: Available)
*1. For "-S3 spec.", the release ring color is dark blue, and the gasket material is FKM+SUS316.
*2. For inch size push-in fitting, the release ring color is white even for "-S3 spec."

Structure of Vacuum pad Series

1. PISCO's Vacuum pad series consists of the combination of vacuum pads and holders.

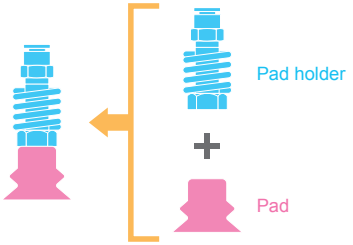

2. Vacuum pad and pad holder have a specific connection type depending on the size and shape.

	Insert type (Direct connection)	Mount type (Direct connection)	Screw type (Connection with screw)
Pad connection type	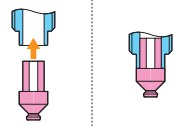		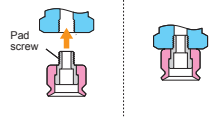
Connection configuration code	H3	T4 T8 T15 T40 (Exclusive to soft type & soft bellows type vacuum pads) PB8 PB15 (Exclusive to Vacuum pad for packaging bag) E10 E20 (Exclusive to Oval type vacuum pad)	M4 M6 M10 M20 G1 G2 G3 G4

*As shown in above drawings, Vacuum pad and pad holder are connected with a screw or a rim.

3. Any Vacuum pad and pad holder can be connected, as long as their connection configuration codes are same.

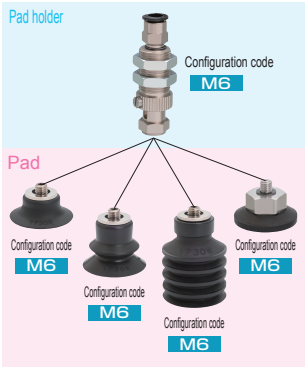

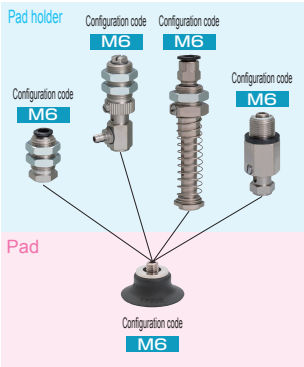



If you have purchased a pad and holder set but want to install a different pad or replace the holder with a different one...
→Please check the connection configuration code of your pad or pad holder and select the one that matches the configuration code.

4. Please refer to the below chart for the "Connection Configuration Code".

*Configuration codes are also listed on the page of model code list for each product.

Connection configuration code list (Holder)

●Common holder

		Fixed type		Spring type				
		Mini	Standard	Mini	Slim	Standard	No cover	Low dust emission
Top port	Code	VPMA	VPA	VPMC	VPSC	VPC	VPOC	VPLFC
	Type	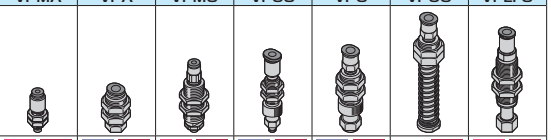						
	Configuration code	T4 T8 M4 M6	H3 T8 M4 M6 M10 M20 G1 G2 G3 G4	T4 T8 M4 M6	H3 T8	H3 T8 M4 M6 M10 M20 G1 G2 G3 G4	T8 M4 M6	T4 T8 M4 M6
Side port	Code	VPMB	VPB	VPMD	—	VPD	VPOD	VPLFD
	Type	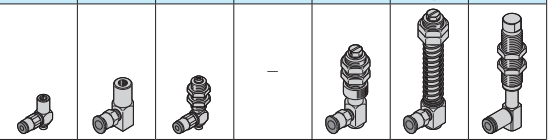						
	Configuration code	T4 T8 M4 M6	H3 T8 M4 M6 M10 M20 G1 G2 G3 G4	T4 T8 M4 M6	—	H3 T8 M4 M6 M10 M20 G1 G2 G3 G4	T8 M4 M6	T4 T8 M4 M6
Direct mount	Code	VPME	VPE	—	—	VPF		
	Type							
	Configuration code	T4 T8	H3 T4 T8 M4 M6 M10 M20 T15 T40	—	—	H3 T8 M4 M6		

*Holders with configuration code: G1 to G4 can be connected to VPE holders.

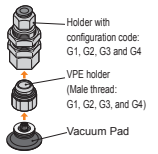

●Common holder (Lightweight/Low profile)

		Top port	Side port	Dual side port
Spring type (Lightweight)	Code	VPHC	VPHD	VPHDW
	Type	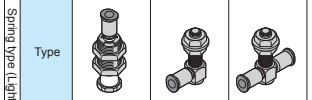		
	Configuration code	T15 T40 M4 M6	T15 T40 T8 M4 M6	T15 T40 T8 M4 M6
Fixed type. Direct mount (Low profile)	Code	—	VPHE	VPHEW
	Type	—	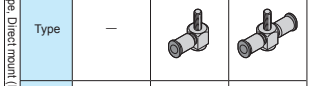	
	Configuration code	—	T15 T40 T8 M4 M6	T15 T40 T8 M4 M6

●Special holder *Pads of other shapes cannot be installed.

For oval type	Code	VPA	VPB
	Type	Top port 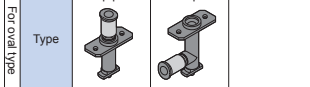	Side port
	Configuration code	E10 E20	E10 E20
For packaging bag	Code	VPA	VPE
	Type	Fixed type 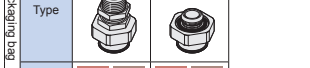	Direct mount
	Configuration code	PB8 PB15	PB8 PB15

Connection configuration code list (Pad) (○: Available)

Pad type or application	Standard Small	Standard General	Standard Deep	Bellows	Multi-bellows	Metal detectable	Skidproof	Flat (Large suction flow type)	Mark-free	Soft	Soft bellows	Sponge	Ultrathin	For packaging bag
Code	RM	R	A	B	W	BE,BD	K	F,FH	Q	L	LB	S	P	PB
Pad dia. (mm) 0.7	○													
1	○	○												
1.5	○													
2	○	○		○	H3									
3	○	○												
4	○	○		○						○				
6	T4	○		○	○					○	○		T8	
8		○		○	T8					○	○		○	
10		○		○	○	○	○	○	○	○	○	○	○	
15	M4	○	○	○	○	○		○		○	○	○	○	PB8
20		○	○	○	○	○	○	○	○	○	○	○	○	○
25		○	○	○				○				○		○
30		○	○	○	○		○	○	○	○		○		○
35	M6											○		
40		○	○	○	○		○			○				○
50		○	○	○	○		○				T40	○		○
60		○	○	○										PB15
70												○		
80		○	○	○									M10	
100		○	○	○								○		
150		○												
200		○	M20											

Pad type or application	Oval
Code	E
Pad size (mm) 2×4	○
3.5×7	○
4×10	○
5×10	○
6×10	○
4×20	○
4×30	○
5×20	○
5×30	○
6×20	○
6×30	○
8×20	○
8×30	○

E10 E20 M6

Some combinations are possible by using a conversion screw adapter.
H3, T4 and T8 can be converted to M4 or M6. M4 to M6 conversion is also available. For details, please see "Rearrangement parts" of each pad type.

Vacuum pad / Pad & screw set

Model Designation (Example)

VP	20	R	S	-NF	-	M6		-S3
(1)	(2)	(3)	(4)	(5)		(6)	(7)	(8)
				Optional			Optional	Optional

(1) Vacuum Pad

(2) Pad size (3) Pad type (6) Connection configuration code

*Required for Pad & screw set only. (○: Available)

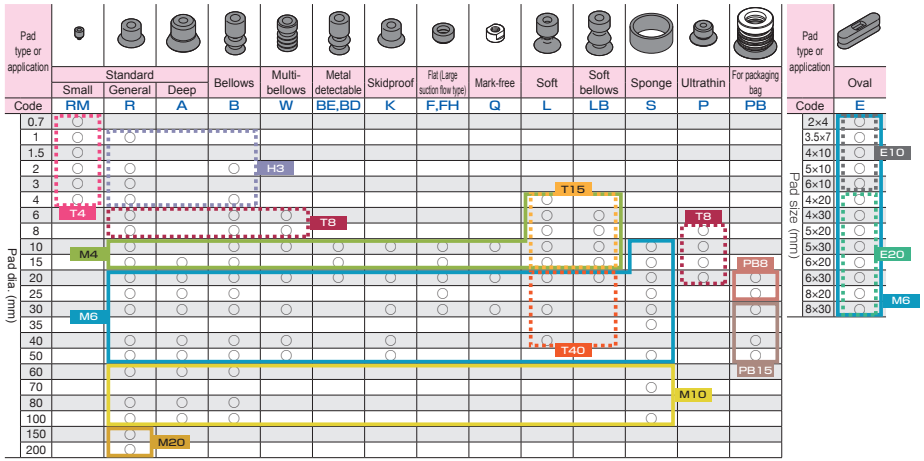

(4) Pad material (○: Available)

Code			N	S	U	F	SE	NE	G	HN	EP	FS	NH	YS2	YS4	MSF3	MSF5	MSS3	MSS5
Rubber material			Nitrile	Silicone	Urethane	Fluoro	Conductive silicone	Conductive NBR (Low resistance)	Food Sanit. Act compliant NBR	HNBR	EPDM	Fluoro-silicone	Oil proof NBR	Extra soft silicone		Metal detectable silicone			
														Hardness 20°	Hardness 40°	Iron powder type		SUS powder type	
																Hardness 30°	Hardness 50°	Hardness 30°	Hardness 50°
Pad color			Black	Clear white	Dark-blue	Gray	Black	Black	Light-gray	Black	Black	Dark-orange	Black	Pink	Blue	Reddish-brown	Dark-green	Brown	Green
Material code marking*1			None	None	None	None	SE	NE	None	HN	EP	None	None	None	None	SF	SF	SS	SS
Pad type	Standard	General	R	○	○	○	○	○	○	○	○	○	—	—	—	—	—	—	—
		Deep	A	○	○	○	○	○	○	○	○	○	—	—	—	—	—	—	—
		Small	RM	○	○	○	○	○	○	○	○	○	—	—	—	—	—	—	—
	Soft		L	○	○	—	—	○	○	—	—	—	○	—	—	—	—	—	—
	Soft bellows		LB	○	○	○	—	○	○	—	○	○	—	—	—	—	—	—	—
	Skidproof		K	—	○	○	○	—	○	—	—	—	—	○	—	—	—	—	—
	Bellows		B	○	○	○	○	○	○	—	○	○	—	—	○	○	—	—	—
	Multi-bellows		W	○	○	○	○	—	○	○	○	○	—	—	○	○	—	—	—
	For packaging bag		PB	—	○ *3	—	—	—	—	—	—	—	—	—	—	—	—	—	—
	Metal Detectable (Bellows with bumps)	Ribs	BE	—	—	—	—	—	—	—	—	—	—	—	—	○	○	○	○
		No ribs	BD																
	Ultrathin		P	○	○	○	○	—	○	—	—	—	○	—	—	—	—	—	—
	Flat		F	○	○	○	○	○	○	—	—	—	—	—	—	—	—	—	—
	Flat large suction flow		FH	○	○	—	○	○	○	—	—	—	—	—	—	—	—	—	—
	Oval		E	○	○	○	○	○	○	—	○	○	—	—	—	—	—	—	—

● Mark-free type (Pad type code: Q)

Code	K	M	KE
Resin material	PEEK	POM	Conductive PEEK
Pad color	Beige	White	Black

● Sponge type (Pad type code: S)

Code	S	C
Rubber material	Silicone	Chloroprene
Pad color	Dark-orange	Black

*1. For vacuum pads in black color (SE: Conductive silicone, NE: Conductive NBR (low resistance), HN: HNBR and EP: EPDM) and Vacuum pad Metal Detective type, the pad material code is marked on the top or the side of the vacuum pad for material identification. (The marking on black vacuum pads has started since Oct. 2023 gradually.)

Marking on the side

Connection config. Code: T4 and H3 (except ø2 mm of Bellows type)

Marking on the top

All pads other than Connection config. code: T4 and H3

*2. Some materials are not available depending on pad size. Please see the catalog for details.
*3. Pad color of pads for Packaging bag.
Lip hardness 20° (Pink) Lip hardness 40° (Blue)
*4. The Conductive Silicone rubber (SE) is a silicon rubber capable of releasing static electricity. (Volume resistance: More than 200 Ω·cm and 10^5 Ω·cm or less)
*5. Nitrile rubber (N), Conductive NBR (Low resistance, Volume resistance: 200Ω·cm or less) (NE), Food Sanitation Act-compliant NBR (G), Oil proof NBR (NH) are not suitable for use with ozone environment.
*6. Extra soft silicone (YS2/YS4), Metal detectable silicone and Silicone for Packaging bag are compliant with Food Sanitation Act and FDA.
*7. Volume resistance of Conductive PEEK (KE) is 10^5 to 10^6 Ω·cm.

(5) Surface treatment Optional (○: Available)

Code			No code	-NF	-SF	-DL	-ER	-FG
Surface treatment			None	Fiber surface		DLC. coating	Reformed surface	Fluoro-coating
				Nylon fiber	Silk fiber			
			—					
Applicable pad material			—	Silicone (S) Fluoro (F)	Silicone (S) Fluoro (F)	Silicone (S) Fluoro (F) Conductive silicone (SE)	Nitrile (N) Conductive NBR (NE)	Silicone (S) Conductive silicone (SE) Extra soft silicone (YS2,YS4)
Pad type	Standard	General	R	—	○	○	○	○	○
		Deep	A	—	○	○	○	○	○
		Small	RM	—	—	—	—	○	○
	Soft		L	—	○	○	○	○	○
	Soft bellows		LB	—	○	○	○	○	○
	Skidproof		K	—	—	—	—	—	—
	Bellows		B	—	○	○	○	○	○
	Multi-bellows		W	—	—	—	○	○	○
	For packaging bag		PB	—	—	—	—	—	○
	Metal Detectable		BE,BD	—	—	—	—	—	—
	Ultrathin		P	—	—	—	○	○	○
	Flat		F	—	—	—	○	○	○
	Flat large suction flow		FH	—	—	—	○	○	○
	Mark-free		Q	—	—	—	—	—	—
	Sponge		S	—	—	—	—	—	—
	Oval		E	—	—	—	○	○	○

*Some surface treatments are not available depending on pad size.
Please refer to page 370 for the details of each pad surface type and treatment for Suction Mark-free.

(6) Connection configuration code (Required for Pad & screw set only.) Please refer to the Pad size and type list on the 374 page.

Code	No code	-M4	-M6	-M10	-M20	-M5(*)
Connection config. code	—	M4	M6	M10	M20	—
Thread size	Pad rubber only	M4×0.7	M6×1	M10×1.5	M20×2	M5×0.8

*M5 thread is used for mounting on non-PISCO holders. Contact us for the price of screw set.

(7) Mark-free resin attachment material (Bellows type only) Optional

Code	No code	-QK	-QM	-QKE
Resin material	—	PEEK	POM	Conductive PEEK (Volume resistance: 10^5 to 10^6 Ω·cm)
	—			

*1. Selectable for Bellows type pad dia. 10 to 30 mm.
*2. Resin attachment cannot be installed when selecting surface treatment.
*3. Resin attachment cannot be installed when selecting Extra soft silicone for pad material.

(8) -S3 spec. (Required for Pad & screw set only) Optional

Code	No code	-S3
Metal material	Standard	No copper-based metallic materials used in flow paths

Vacuum pad / Pad & screw set

Holders with the same "connection configuration code (M4 , M6 etc.)" can be connected. For connectable holders, please see the page of Pad holder only (page 384-).

Standard series, General type (R) and Deep type (A) Vacuum pad alone

P.406

Model code	○: Available as standard item									Connection config. code
	4 Pad rubber material									
	N	S	U	F	SE	NE	G	HN	EP	
	Nitrile	Silicone	Urethane	Fluoro	Conductive silicone	Conductive NBR (Low resistance)	Food Sanit. Act compliant NBR	HNBR	EPDM	
VP1R4	○	○	○	○	○	○	○	○	○	H3
VP2R4	○	○	○	○	○	○	○	○	○	
VP3R4	○	○	○	○	○	○	○	○	○	
VP4R4	○	○	○	○	○	○	○	○	○	
VP6R45	○	○	○	○	○	○	○	○	○	T8
VP8R45	○	○	○	○	○	○	○	○	○	
VP10R45	○	○	○	○	○	○	○	○	○	M4(*3)
VP15R(A)45	●	●	●	●	●	●	●	●	●	
VP20R(A)45	●	●	●	●	●	●	●	●	●	
VP25R(A)45	●	●	●	●	●	●	●	●	●	
VP30R(A)45	●	●	●	●	●	●	●	●	●	M6(*3)
VP40R(A)45	●	●	●	●	●	●	●	●	●	
VP50R(A)45	●	●	●	●	●	●	●	●	●	
VP60R(A)45	●	●	●	●	○	●	—	●	●	
VP80R(A)45	●	●	●	●	○	●	—	●	●	M10(*3)
VP100R(A)45	●	●	●	●	○	●	—	●	●	
VP150R45	○	○	○	○	○	○	—	○	○	M20(*3)
VP200R45	○	○	○	○	○	○	—	○	○	

Standard series, General type (R) and Deep type (A) Pad & screw set

P.406

Model code	○: Available as standard item										Connection config. code
	4 Pad rubber material									8	
	N	S	U	F	SE	NE	G	HN	EP	-S3	
	Nitrile	Silicone	Urethane	Fluoro	Conductive silicone	Conductive NBR (Low resistance)	Food Sanit. Act compliant NBR	HNBR	EPDM	-S3 spec.	
VP10R45-M48	○	○	○	○	○	○	○	○	○	○	M4
VP15R(A)45-M48	●	●	●	●	●	●	●	●	●	○	
VP20R(A)45-M68	●	●	●	●	●	●	●	●	●	○	M6
VP25R(A)45-M68	●	●	●	●	●	●	●	●	●	○	
VP30R(A)45-M68	●	●	●	●	●	●	●	●	●	○	
VP40R(A)45-M68	●	●	●	●	●	●	●	●	●	○	
VP50R(A)45-M68	●	●	●	●	●	●	●	●	●	○	
VP60R(A)45-M10	●	●	●	●	○	●	—	●	●	*2	M10
VP80R(A)45-M108	●	●	●	●	○	●	—	●	●	○	
VP100R(A)45-M108	●	●	●	●	○	●	—	●	●	○	
VP150R45-M208	○	○	○	○	○	○	—	○	○	○	M20
VP200R45-M208	○	○	○	○	○	○	—	○	○	○	

Standard series, Small type Vacuum pad alone

P.406

Model code	○: Available as standard item									Connection config. code
	4 Pad rubber material									
	N	S	U	F	SE	NE	G	HN	EP	
	Nitrile	Silicone	Urethane	Fluoro	Conductive silicone	Conductive NBR (Low resistance)	Food Sanit. Act compliant NBR	HNBR	EPDM	
VP0.7RM45	○	○	○	○	○	○	○	○	○	T4
VP1RM45	○	○	○	○	○	○	○	○	○	
VP1.5RM45	○	○	○	○	○	○	○	○	○	
VP2RM45	○	○	○	○	○	○	○	○	○	
VP3RM45	○	○	○	○	○	○	○	○	○	
VP4RM45	○	○	○	○	○	○	○	○	○	

■ Available pad size and material for surface treatment (Standard series, General type & Deep type) Add

Pad dia. (mm)	5 Surface treatment code				
	-NF	-SF	-DL	-ER	-FG
	Fiber surface		DLC. coating	Reformed surface	Fluoro-coating
	Nylon	Silk			
ø6	—	—	○	○	○
ø8	—	—	○	○	○
ø10	—	—	○	○	○
ø15	●	●	●	●	●
ø20	●	●	●	●	●
ø25	●	●	●	●	●
ø30	●	●	●	●	●
ø40	●	●	●	●	●
ø50	●	●	●	●	●
ø60	●	●	—	●	●
ø80	●	●	—	—	●
ø100	—	—	—	—	●
ø150	—	—	—	—	○
ø200	—	—	—	—	○
Material	S, F		S, F, SE	N, NE	S, SE

■ Available pad size and material for surface treatment (Standard series, Small type) Add

Pad dia. (mm)	5 Surface treatment code	
	-ER	-FG
	Reformed surface	Fluoro-coating
ø0.7	○	○
ø1	○	○
ø1.5	○	○
ø2	○	○
ø3	○	○
ø4	○	○
Material	N, NE	S, SE

CAD 2D 3D CAD data is available at PISCO website.

Package Packaging specifications 1 pc. /bag

Option Options
5 : Surface treatment
8 : -S3 ⇒ -S3 spec.

Notes
*1. For ● part in the table above, deep type of standard series is available.
*2. For Pad & screw set of 60 mm pad dia. (for general type and deep type), the standard spec. is equivalent to "-S3" spec.
*3. A pad screw is required to mount on the holder. If you do not have a pad screw, please select from the Pad & screw set.
*4. Configuration code: H3 is not available for surface treatment.

Holders with the same "connection configuration code (M4 , M6 etc.)" can be connected. For connectable holders, please see the page of Pad holder only (page 384-).

Soft series, Pad rubber alone

P.446

Model code	○: Available as standard item					Connection config. code
	4 Pad rubber material					
	N	S	FS	SE	NE	
	Nitrile	Silicone	Fluoro silicone	Conductive silicone	Conductive NBR (Low resistance)	
VP4L45	○	○	○	○	○	T15 M4(*)
VP6L45	○	○	○	○	○	
VP8L45	○	○	○	○	○	
VP10L45	○	○	○	○	○	
VP15L45	○	○	○	○	○	
VP20L45	○	○	○	○	○	T40 M6(*)
VP30L45	○	○	○	○	○	
VP40L45	○	○	○	○	○	

Soft series, Pad & screw set

P.446

Model code	○: Available as standard item						Connection config. code
	4 Pad rubber material					8	
	N	S	FS	SE	NE	-S3	
	Nitrile	Silicone	Fluoro silicone	Conductive silicone	Conductive NBR (Low resistance)	-S3 spec.	
VP4L45-M48	○	○	○	○	○	○	M4
VP6L45-M48	○	○	○	○	○	○	
VP8L45-M48	○	○	○	○	○	○	
VP10L45-M48	○	○	○	○	○	○	
VP15L45-M48	○	○	○	○	○	○	
VP20L45-M68	○	○	○	○	○	○	M6
VP30L45-M68	○	○	○	○	○	○	
VP40L45-M68	○	○	○	○	○	○	

Soft bellows series, Pad rubber alone

P.482

Model code	○: Available as standard item							Connection config. code
	4 Pad rubber material							
	N	S	U	SE	NE	HN	EP	
	Nitrile	Silicone	Urethane	Conductive silicone	Conductive NBR (Low resistance)	HNBR	EPDM	
VP6LB45	○	○	○	○	○	○	○	T15 M4(*)
VP8LB45	○	○	○	○	○	○	○	
VP10LB45	○	○	○	○	○	○	○	
VP15LB45	○	○	○	○	○	○	○	
VP20LB45	○	○	○	○	○	○	○	T40 M6(*)

■ Available pad size and material for surface treatment (Soft series) Add

Pad dia. (mm)	5 Surface treatment code				
	-NF	-SF	-DL	-ER	-FG
	Fiber surface		DLC. coating	Reformed surface	Fluoro-coating
	Nylon	Silk			
ø4	—	—	○	○	○
ø6	—	—	○	○	○
ø8	—	—	○	○	○
ø10	○	○	○	○	○
ø15	○	○	○	○	○
ø20	○	○	○	○	○
ø30	○	○	○	○	○
ø40	○	○	○	○	○
Material	S		S, SE	N, NE	S, SE

Soft bellows series, Pad & screw set

P.482

Model code	○: Available as standard item								Connection config. code
	4 Pad rubber material							8	
	N	S	U	SE	NE	HN	EP	-S3	
	Nitrile	Silicone	Urethane	Conductive silicone	Conductive NBR (Low resistance)	HNBR	EPDM	-S3 spec.	
VP6LB45-M48	○	○	○	○	○	○	○	○	M4
VP8LB45-M48	○	○	○	○	○	○	○	○	
VP10LB45-M48	○	○	○	○	○	○	○	○	
VP15LB45-M48	○	○	○	○	○	○	○	○	
VP20LB45-M68	○	○	○	○	○	○	○	○	M6

■ Available pad size and material for surface treatment (Soft bellows series) Add

Pad dia. (mm)	5 Surface treatment code				
	-NF	-SF	-DL	-ER	-FG
	Fiber surface		DLC. coating	Reformed surface	Fluoro-coating
	Nylon	Silk			
ø6	—	—	○	○	○
ø8	—	—	○	○	○
ø10	○	○	○	○	○
ø15	○	○	○	○	○
ø20	○	○	○	○	○
Material	S		S, SE	N, NE	S, SE

Skidproof series, Pad rubber alone

P.508

Model code	○: Available as standard item					Connection config. code
	4 Pad rubber material					
	NH	S	U	F	NE	
	Oil proof NBR	Silicone	Urethane	Fluoro	Conductive NBR (Low resistance)	
VP10K4	○	○	○	○	○	M4(*)
VP20K4	○	○	○	○	○	M6(*)
VP30K4	○	○	○	○	○	
VP40K4	○	○	○	○	○	
VP50K4	○	○	○	○	○	

Skidproof series, Pad & screw set

P.508

Model code	○: Available as standard item						Connection config. code
	4 Pad rubber material					8	
	NH	S	U	F	NE	-S3	
	Oil proof NBR	Silicone	Urethane	Fluoro	Conductive NBR (Low resistance)	-S3 spec.	
VP10K4-M48	○	○	○	○	○	○	M4
VP20K4-M68	○	○	○	○	○	○	M6
VP30K4-M68	○	○	○	○	○	○	
VP40K4-M68	○	○	○	○	○	○	
VP50K4-M68	○	○	○	○	○	○	

Notes
*A screw adapter (Soft/Soft bellows series) or a pad screw (Skidproof series) is required to mount on the holder. If you do not have a screw adapter and a pad screw, please select from the Pad & screw set.

CAD 2D 3D CAD data is available at PISCO website.

Package Packaging specifications 1 pc. /bag

Option Options
5 : Surface treatment 8 : -S3 ⇒ -S3 spec.

Vacuum pad / Pad & screw set

Holders with the same "connection configuration code (M4 , M6 etc.)" can be connected. For connectable holders, please see the page of Pad holder only (page 384-).

Bellows series, Pad rubber alone

P.526

Model code	○: Available as standard item										Connection config. code
	4 Pad rubber material										
	N	S	YS2	YS4	U	F	SE	NE	HN	EP	
	Nitrile	Silicone	Extra soft silicone(*2) Hardness 20°	Hardness 40°	Urethane	Fluoro	Conductive silicone	Conductive NBR (Low resistance)	HNBR	EPDM	
VP2B4	○	○	—	—	—	—	—	—	—	—	H3
VP4B4	○	○	—	—	—	—	○	—	—	—	
VP6B45	○	○	—	—	○	○	○	○	○	○	T8
VP8B45	○	○	—	—	○	○	○	○	○	○	
VP10B45	○	○	(*4)	(*4)	○	○	○	○	○	○	M4(*3)
VP15B45	○	○	(*4)	○	○	○	○	○	○	○	
VP20B45	○	○	○	○	○	○	○	○	○	○	M6(*3)
VP25B45	○	○	○	○	○	○	○	○	○	○	
VP30B45	○	○	○	○	○	○	○	○	○	○	
VP40B45	○	○	○	○	○	○	○	○	○	○	
VP50B45	○	○	○	○	○	○	○	○	○	○	
VP60B45	○	○	—	—	○	○	○	○	○	○	M10(*3)
VP80B45	○	○	—	—	○	○	○	○	○	○	
VP100B45	○	○	—	—	○	○	○	○	○	○	

Bellows series, Pad & screw set

P.526

Model code	○: Available as standard item											Connection config. code
	4 Pad rubber material										8	
	N	S	YS2	YS4	U	F	SE	NE	HN	EP	-S3	
	Nitrile	Silicone	Extra soft silicone(*2) Hardness 20°	Hardness 40°	Urethane	Fluoro	Conductive silicone	Conductive NBR (Low resistance)	HNBR	EPDM	-S3 spec.	
VP10B45-M48	○	○	(*4)	(*4)	○	○	○	○	○	○	○	M4
VP15B45-M48	○	○	(*4)	○	○	○	○	○	○	○	○	
VP20B45-M68	○	○	○	○	○	○	○	○	○	○	○	M6
VP25B45-M68	○	○	○	○	○	○	○	○	○	○	○	
VP30B45-M68	○	○	○	○	○	○	○	○	○	○	○	
VP40B45-M68	○	○	○	○	○	○	○	○	○	○	○	
VP50B45-M68	○	○	○	○	○	○	○	○	○	○	○	
VP60B45-M10	○	○	—	—	○	○	○	○	○	○	(*1)	M10
VP80B45-M108	○	○	—	—	○	○	○	○	○	○	○	
VP100B45-M108	○	○	—	—	○	○	○	○	○	○	○	

■ Available pad size and material for surface treatment (Bellows series) Add

Pad dia. (mm)	5 Surface treatment code					
	-NF	-SF	-DL	-ER	-FG	
	Fiber surface		DLC. coating	Reformed surface	Fluoro-coating	
	Nylon	Silk			(S, SE)	(YS2, YS4)
ø6	—	—	○	○	○	—
ø8	—	—	○	○	○	—
ø10	—	—	○	○	○	—
ø15	○	○	○	○	○	○
ø20	○	○	○	○	○	○
ø25	○	○	○	○	○	○
ø30	○	○	○	○	○	○
ø40	○	○	○	○	○	○
ø50	○	○	○	○	○	○
ø60	○	○	—	○	○	—
ø80	○	○	—	—	○	—
ø100	—	—	—	—	○	—
Material	S, F		S, F, SE	N, NE	S, SE, YS2, YS4	

*4.
Fluoro-coating of Extra soft silicone (YS2, YS4)
For Extra soft silicone pads, dia. 10 mm or 15 mm of 20° hardness type (YS2) and dia. 10 mm of 40° hardness type (YS4) can be selected only when Fluoro-coating treatment is selected.

Model code	YS2	YS4	8 -S3	Connection config. code
	Extra soft silicone(*2) Hardness20°	Hardness40°	-S3 spec.	
VP10B4-FG	○	○	—	M4(*3)
VP15B4-FG	○	—	—	
	Pad & screw set			
VP10B4-FG-M48	○	○	○	M4
VP15B4-FG-M48	○	—	○	

Notes
*1. For Pad & screw set of Bellows series 60 mm pad dia., the standard spec. is equivalent to "-S3" spec.
*2. Extra soft silicone is compliant with Food Sanitation Act and FDA.
*3. A pad screw is required to mount on the holder. If you do not have a pad screw, please select from the Pad & screw set.

CAD data is available at PISCO website.

Packaging specifications
1 pc. /bag

Options
5 : Surface treatment
8 : -S3 ⇒ -S3 spec.

Holders with the same "connection configuration code (M4 , M6 etc.)" can be connected. For connectable holders, please see the page of Pad holder only (page 384-).

Bellows series, with Resin attachment

P.526

Model code	○: Available as standard item								Connection config. code
	4 Pad rubber material								
	N	S	U	F	SE	NE	HN	EP	
	Nitrile	Silicone	Urethane	Fluoro	Conductive silicone	Conductive NBR (Low resistance)	HNBR	EPDM	
VP10B4-QK	○	○	○	○	○	○	○	○	M4(*1)
VP10B4-QM	○	○	○	○	○	○	○	○	
VP10B4-QKE	○	○	○	○	○	○	○	○	
VP15B4-QK	○	○	○	○	○	○	○	○	
VP15B4-QM	○	○	○	○	○	○	○	○	
VP15B4-QKE	○	○	○	○	○	○	○	○	
VP20B4-QK	○	○	○	○	○	○	○	○	M6(*1)
VP20B4-QM	○	○	○	○	○	○	○	○	
VP20B4-QKE	○	○	○	○	○	○	○	○	
VP25B4-QK	○	○	○	○	○	○	○	○	
VP25B4-QM	○	○	○	○	○	○	○	○	
VP25B4-QKE	○	○	○	○	○	○	○	○	
VP30B4-QK	○	○	○	○	○	○	○	○	
VP30B4-QM	○	○	○	○	○	○	○	○	
VP30B4-QKE	○	○	○	○	○	○	○	○	

Picture of mark-free resin attachment with pad

By attaching a resin attachment, bellows pad (pad dia.: 10 to 30 mm) can be used as Mark-free pad.



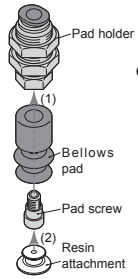

● How to attach
(1) Fix a bellows pad and a pad holder with a pad screw.
(2) Attach a resin attachment to the bellows pad.

Bellows series, Pad & screw set + Resin attachment

P.526

Model code	○: Available as standard item									Connection config. code
	4 Pad rubber material								8	
	N	S	U	F	SE	NE	HN	EP	-S3	
	Nitrile	Silicone	Urethane	Fluoro	Conductive silicone	Conductive NBR (Low resistance)	HNBR	EPDM	-S3 spec.	
VP10B4-M4-QK8	○	○	○	○	○	○	○	○	○	M4
VP10B4-M4-QM8	○	○	○	○	○	○	○	○	○	
VP10B4-M4-QKE8	○	○	○	○	○	○	○	○	○	
VP15B4-M4-QK8	○	○	○	○	○	○	○	○	○	
VP15B4-M4-QM8	○	○	○	○	○	○	○	○	○	
VP15B4-M4-QKE8	○	○	○	○	○	○	○	○	○	
VP20B4-M6-QK8	○	○	○	○	○	○	○	○	○	M6
VP20B4-M6-QM8	○	○	○	○	○	○	○	○	○	
VP20B4-M6-QKE8	○	○	○	○	○	○	○	○	○	
VP25B4-M6-QK8	○	○	○	○	○	○	○	○	○	
VP25B4-M6-QM8	○	○	○	○	○	○	○	○	○	
VP25B4-M6-QKE8	○	○	○	○	○	○	○	○	○	
VP30B4-M6-QK8	○	○	○	○	○	○	○	○	○	
VP30B4-M6-QM8	○	○	○	○	○	○	○	○	○	
VP30B4-M6-QKE8	○	○	○	○	○	○	○	○	○	

Mark-free resin attachment for Bellows series

P.526

Model code	○: Available as standard item		
	4 Resin attachment material		
	K	M	KE
	PEEK	POM	Conductive PEEK
VP10BQ4-AT	○	○	○
VP15BQ4-AT	○	○	○
VP20BQ4-AT	○	○	○
VP25BQ4-AT	○	○	○
VP30BQ4-AT	○	○	○

Notes
*1. A pad screw is required to mount on the holder. If you do not have a pad screw, please select from the Pad & screw set.
*2. Resin attachment must be used with a vacuum pad for work conveyance.

CAD data is available at PISCO website.

Packaging specifications
1 pc. /bag

Options
8 : -S3 ⇒ -S3 spec.

Vacuum pad / Pad & screw set

Holders with the same "connection configuration code (M4 , M6 etc.)" can be connected. For connectable holders, please see the page of Pad holder only (page 384-).

Multi-bellows series, Pad rubber alone

P.560

Model code	○: Available as standard item										Connection config. code
	4 Pad rubber material										
	N	S	YS2	YS4	U	F	NE	G	HN	EP	
	Nitrile	Silicone	Extra soft silicone(*1) Hardness 20°	Extra soft silicone(*1) Hardness 40°	Urethane	Fluoro	Conductive NBR (Low resistance)	Food Sanit. Act compliant NBR	HNBR	EPDM	
VP6W4 5	○	○	—	—	—	○	○	○	○	○	T8
VP8W4 5	○	○	—	—	—	○	○	○	○	○	
VP10W4 5	○	○	(*3)	(*3)	○	○	○	○	○	○	M4(*2)
VP20W4 5	○	○	○	○	○	○	○	○	○	○	M6(*2)
VP30W4 5	○	○	○	○	○	○	○	○	○	○	
VP40W4 5	○	○	○	○	○	○	○	○	○	○	
VP50W4 5	○	○	○	○	○	○	○	○	○	○	

Notes
*1. Extra soft silicone and vacuum pad for packaging bag series (including oversuction preventing adapter) are compliant with Food Sanitation Act and FDA.
*2. A pad screw is required to mount on the holder. If you do not have a pad screw, please select from the Pad & screw set.

CAD data is available at PISCO website.

Packaging specifications
1 pc. /bag

Options
5 : Surface treatment
8 : -S3 ⇒ -S3 spec.

Multi-bellows series, Pad & screw set

P.560

Model code	○: Available as standard item											Connection config. code
	4 Pad rubber material										8	
	N	S	YS2	YS4	U	F	NE	G	HN	EP	-S3	
	Nitrile	Silicone	Extra soft silicone(*1) Hardness 20°	Extra soft silicone(*1) Hardness 40°	Urethane	Fluoro	Conductive NBR (Low resistance)	Food Sanit. Act compliant NBR	HNBR	EPDM	-S3 spec.	
VP10W4 5-M4 8	○	○	(*3)	(*3)	○	○	○	○	○	○	○	M4
VP20W4 5-M6 8	○	○	○	○	○	○	○	○	○	○	○	M6
VP30W4 5-M6 8	○	○	○	○	○	○	○	○	○	○	○	
VP40W4 5-M6 8	○	○	○	○	○	○	○	○	○	○	○	
VP50W4 5-M6 8	○	○	○	○	○	○	○	○	○	○	○	

*cnvls=convolutions

P.586

Packaging bag 3 cnvls
Lip hardness 20°
Pad rubber alone

Model code	Connection config. code
VP20PBS23 5	PB8
VP25PBS23 5	
VP30PBS23 5	PB15
VP40PBS23 5	
VP50PBS23 5	

P.586

Packaging bag 3 cnvls
Lip hardness 40°
Pad rubber alone

Model code	Connection config. code
VP20PBS43 5	PB8
VP25PBS43 5	
VP30PBS43 5	PB15
VP40PBS43 5	
VP50PBS43 5	

P.586

Packaging bag 5 cnvls
Lip hardness 20°
Pad rubber alone

Model code	Connection config. code
VP20PBS25 5	PB8
VP25PBS25 5	
VP30PBS25 5	PB15
VP40PBS25 5	
VP50PBS25 5	

P.586

Packaging bag 5 cnvls
Lip hardness 40°
Pad rubber alone

Model code	Connection config. code
VP20PBS45 5	PB8
VP25PBS45 5	
VP30PBS45 5	PB15
VP40PBS45 5	
VP50PBS45 5	

Oversuction preventing adapter with pad

Vacuum pad for packaging bag

Oversuction preventing adapter

P.586

Oversuction preventing adapter
Spherical type (exclusive to packaging bag pad)

Model code	Pad dia. (mm)
VP20PB-FS	ø20
VP25PB-FS	ø25
VP30PB-FS	ø30
VP40PB-FS	ø40
VP50PB-FS	ø50

P.586

Oversuction preventing adapter
Spherical type with stainless steel mesh (exclusive to packaging bag pad)

Model code	Pad dia. (mm)
VP20PB-MS	ø20
VP25PB-MS	ø25
VP30PB-MS	ø30
VP40PB-MS	ø40
VP50PB-MS	ø50

P.586

Oversuction preventing adapter
Plane type (exclusive to packaging bag pad)

Model code	Pad dia. (mm)
VP20PB-FF	ø20
VP25PB-FF	ø25
VP30PB-FF	ø30
VP40PB-FF	ø40
VP50PB-FF	ø50

P.586

Oversuction preventing adapter
Plane type with stainless steel mesh (exclusive to packaging bag pad)

Model code	Pad dia. (mm)
VP20PB-MF	ø20
VP25PB-MF	ø25
VP30PB-MF	ø30
VP40PB-MF	ø40
VP50PB-MF	ø50

Spherical type

Plane type

■ Available pad size and material for surface treatment (Multi-bellows series) Add

Pad dia. (mm)	5 Surface treatment code			
	-DL	-ER	-FG	
	DLC. coating	Reformed surface	Fluoro-coating (S)	Fluoro-coating (YS2, YS4)
ø6	—	○	○	—
ø8	—	○	○	—
ø10	○	○	○	—
ø20	○	○	○	○
ø30	—	○	○	○
ø40	—	○	○	○
ø50	—	○	○	○
Material	S, F	N, NE	S, YS2, YS4	

*3.
Fluoro-coating of Extra soft silicone (YS2, YS4)
For Extra soft silicone pads, dia. 10 mm can be selected only when Fluoro-coating treatment is selected.

Model code	YS2	YS4	8 -S3	Connection config. code
	Extra soft silicone(*1) Hardness 20°	Extra soft silicone(*1) Hardness 40°	-S3 spec.	
VP10W4-FG	○	○	—	M4(*2)
	Pad & screw set			
VP10W4-FG-M4 8	○	○	○	M4

■ Available pad size and material for surface treatment (For Packaging bag) Add

Pad dia. (mm)	5 Surface treatment code	
	-FG	
	Fluoro-coating (3 cnvls)	Fluoro-coating (5 cnvls)
ø20	○	○
ø25	○	○
ø30	○	○
ø40	○	○
ø50	○	○

Holders with the same "connection configuration code (M4 , M6 etc.)" can be connected. For connectable holders, please see the page of Pad holder only (page 384-).

New

Metal Detectable series (Bellows with bumps and ribs), Pad rubber alone

P.590

Model code	○: Available as standard item				Connection config. code
	4 Pad rubber material				
	MSF3	MSF5	MSS3	MSS5	
	Metal detectable silicone				
	Iron powder type		SUS powder type		
	Hardness 30°	Hardness 50°	Hardness 30°	Hardness 50°	
VP10BE4	○	○	○	○	M4(*)
VP15BE4	○	○	○	○	
VP20BE4	○	○	○	○	M6(*)

New

Metal Detectable series (Bellows with bumps and ribs), Pad & screw set

P.590

Model code	○: Available as standard item				8 -S3	Connection config. code
	4 Pad rubber material					
	MSF3	MSF5	MSS3	MSS5		
	Metal detectable silicone				-S3 spec.	
	Iron powder type		SUS powder type			
	Hardness 30°	Hardness 50°	Hardness 30°	Hardness 50°		
VP10BE4-M4 8	○	○	○	○	○	M4
VP15BE4-M4 8	○	○	○	○	○	
VP20BE4-M6 8	○	○	○	○	○	M6

New

Metal Detectable series (Bellows with bumps and no ribs), Pad rubber alone

P.590

Model code	○: Available as standard item				Connection config. code
	4 Pad rubber material				
	MSF3	MSF5	MSS3	MSS5	
	Metal detectable silicone				
	Iron powder type		SUS powder type		
	Hardness 30°	Hardness 50°	Hardness 30°	Hardness 50°	
VP10BD4	○	○	○	○	M4(*)
VP15BD4	○	○	○	○	
VP20BD4	○	○	○	○	M6(*)

New

Metal Detectable series (Bellows with bumps and no ribs), Pad & screw set

P.590

Model code	○: Available as standard item				8 -S3	Connection config. code
	4 Pad rubber material					
	MSF3	MSF5	MSS3	MSS5		
	Metal detectable silicone				-S3 spec.	
	Iron powder type		SUS powder type			
	Hardness 30°	Hardness 50°	Hardness 30°	Hardness 50°		
VP10BD4-M4 8	○	○	○	○	○	M4
VP15BD4-M4 8	○	○	○	○	○	
VP20BD4-M6 8	○	○	○	○	○	M6

Ultrathin series, Pad rubber alone

P.604

Model code	○: Available as standard item						Connection config. code
	4 Pad rubber material						
	N	S	U	F	FS	NE	
	Nitrile	Silicone	Urethane	Fluoro	Fluoro silicone	Conductive NBR (Low resistance)	
VP8P4 5	○	○	○	○	○	○	T8
VP10P4 5	○	○	○	○	○	○	
VP15P4 5	○	○	○	○	○	○	
VP20P4 5	○	○	○	○	○	○	

■ Available pad size and material for surface treatment (Ultrathin series) Add

Pad dia. (mm)	5 Surface treatment code		
	-DL	-ER	-FG
	DLC. coating	Reformed surface	Fluoro-coating
ø8	○	○	○
ø10	○	○	○
ø15	○	○	○
ø20	○	○	○
Material	S, F	N, NE	S

Notes
*A pad screw is required to mount on the holder. If you do not have a pad screw, please select from the Pad & screw set.

CAD data is available at PISCO website.

Packaging specifications
1 pc. /bag

Options
5 : Surface treatment
8 : -S3 ⇒ -S3 spec.

Vacuum pad / Pad & screw set

Holders with the same "connection configuration code (M4 , M6 etc.)" can be connected. For connectable holders, please see the page of Pad holder only (page 384-).

Flat series, Pad rubber alone

P.622

Model code	○: Available as standard item						Connection config. code
	4 Pad rubber material						
	N	S	U	F	SE	NE	
	Nitrile	Silicone	Urethane	Fluoro	Conductive silicone	Conductive NBR (Low resistance)	
VP10F4 5	○	○	○	○	○	○	M4(*1)
VP15F4 5	○	○	○	○	○	○	
VP20F4 5	○	○	○	○	○	○	M6(*1)
VP25F4 5	○	○	○	○	○	○	
VP30F4 5	○	○	○	○	○	○	

Flat series, Pad & screw set

P.622

Model code	○: Available as standard item							Connection config. code
	4 Pad rubber material						8	
	N	S	U	F	SE	NE	-S3	
	Nitrile	Silicone	Urethane	Fluoro	Conductive silicone	Conductive NBR (Low resistance)	-S3 spec.	
VP10F4 5-M4 8	○	○	○	○	○	○	○	M4
VP15F4 5-M4 8	○	○	○	○	○	○	○	
VP20F4 5-M6 8	○	○	○	○	○	○	○	M6
VP25F4 5-M6 8	○	○	○	○	○	○	○	
VP30F4 5-M6 8	○	○	○	○	○	○	○	

Flat large suction flow series, Pad rubber alone

P.622

Model code	○: Available as standard item					Connection config. code
	4 Pad rubber material					
	N	S	F	SE	NE	
	Nitrile	Silicone	Fluoro	Conductive silicone	Conductive NBR (Low resistance)	
VP10FH4 5	○	○	○	○	○	M4(*1)
VP15FH4 5	○	○	○	○	○	
VP20FH4 5	○	○	○	○	○	
VP25FH4 5	○	○	○	○	○	M6(*1)
VP30FH4 5	○	○	○	○	○	

Flat large suction flow series, Pad & screw set

P.622

Model code	○: Available as standard item						Connection config. code
	4 Pad rubber material					8	
	N	S	F	SE	NE	-S3	
	Nitrile	Silicone	Fluoro	Conductive silicone	Conductive NBR (Low resistance)	-S3 spec.	
VP10FH4 5-M4 8	○	○	○	○	○	○	M4
VP15FH4 5-M4 8	○	○	○	○	○	○	
VP20FH4 5-M6 8	○	○	○	○	○	○	M6
VP25FH4 5-M6 8	○	○	○	○	○	○	
VP30FH4 5-M6 8	○	○	○	○	○	○	

Mark-free series, Resin pad alone

P.642

Model code	○: Available as standard item			Connection config. code
	4 Pad rubber material			
	K	M	KE	
	PEEK	POM	Conductive PEEK	
VP10Q4	○	○	○	M4(*1)
VP20Q4	○	○	○	M6(*1)
VP30Q4	○	○	○	

Mark-free series, with Flexible Swing Joint

P.642

Model code	○: Available as standard item				Connection config. code
	4 Pad rubber material			8	
	K	M	KE	-S3	
	PEEK	POM	Conductive PEEK	-S3 spec.	
VP10Q4-M4 8	○	○	○	○	M4
VP20Q4-M6 8	○	○	○	○	M6
VP30Q4-M6 8	○	○	○	○	

■ Available pad size and material for surface treatment (Flat・Flat large flow series) Add

Pad dia. (mm)	5 Surface treatment code		
	-DL	-ER	-FG
	DLC. coating	Reformed surface	Fluoro-coating
ø10	○	○	○
ø15	○	○	○
ø20	○	○	○
ø25	○	○	○
ø30	○	○	○
Material	S, F, SE	N, NE	S, SE

Sponge series, Pad rubber alone

P.656

Model code	○: Available as standard item		Connection config. code
	4 Pad rubber material		
	C	S	
	Chloroprene	Silicone	
VP10S4	○	○	
VP15S4	○	○	
VP20S4	○	○	
VP25S4	○	○	M6(*1)
VP30S4	○	○	
VP35S4	○	○	
VP50S4	○	○	
VP70S4	○	○	M10(*1)
VP100S4	○	○	

Sponge series, Pad & screw set

P.656

Model code	○: Available as standard item			Connection config. code
	4 Pad rubber material		8	
	C	S	-S3	
	Chloroprene	Silicone	-S3 spec.	
VP10S4-M6 8	○	○	○	
VP15S4-M6 8	○	○	○	
VP20S4-M6 8	○	○	○	
VP25S4-M6 8	○	○	○	M6
VP30S4-M6 8	○	○	○	
VP35S4-M6 8	○	○	○	
VP50S4-M6 8	○	○	○	
VP70S4-M10	○	○	(*3)	M10
VP100S4-M10	○	○	(*3)	

Notes
*1. A pad screw is required to mount on the holder. If you do not have a pad screw, please select from the Pad & screw set.
*2. A Flexible Swing Joint is required to mount on the holder. If you do not have a Flexible Swing Joint, please select from the Mark-free series, with Flexible Swing Joint set.
*3. For Pad & screw set of Sponge series 70 mm and 100 mm pad dia., the standard spec. is equivalent to "-S3" spec.

CAD data is available at PISCO website.

Packaging specifications
1 pc. /bag

Options
5 : Surface treatment
8 : -S3 ⇒ -S3 spec.

Holders with the same "connection configuration code (E10 , E20 etc.)" can be connected. For connectable holders, please see the page of Pad holder only (page 384-).

Oval series, Pad rubber alone

P.680

Model code	○: Available as standard item								Connection config. code	
	4 Pad rubber material									
	N	S	U	F	SE	NE	HN	EP		
	Nitrile	Silicone	Urethane	Fluoro	Conductive silicone	Conductive NBR (Low resistance)	HNBR	EPDM		
VP2×4E4 5	○	○	○	○	○	○	○	○		
VP3.5×7E4 5	○	○	○	○	○	○	○	○	E10	
VP4×10E4 5	○	○	○	○	○	○	○	○		
VP4×20E4 5	○	○	○	○	○	○	○	○	E20	
VP4×30E4 5	○	○	—	—	○	○	○	○		
VP5×10E4 5	○	○	○	○	○	○	○	○	E10	M6(*1)
VP5×20E4 5	○	○	○	○	○	○	○	○	E20	
VP5×30E4 5	○	○	○	○	○	○	○	○		
VP6×10E4 5	○	○	○	○	○	○	○	○	E10	
VP6×20E4 5	○	○	○	○	○	○	○	○		
VP6×30E4 5	○	○	○	○	○	○	○	○	E20	
VP8×20E4 5	○	○	○	○	○	○	○	○		
VP8×30E4 5	○	○	○	○	○	○	○	○		

■ Available pad size and material for surface treatment (Oval series) Add

Pad dia. (mm)	5 Surface treatment code		
	-DL	-ER	-FG
	DLC. coating	Reformed surface	Fluoro-coating
2×4	○	○	○
3.5×7	○	○	○
4×10	○	○	○
4×20	○	○	○
4×30	○	○	○
5×10	○	○	○
5×20	○	○	○
5×30	○	○	○
6×10	○	○	○
6×20	○	○	○
6×30	○	○	○
8×20	○	○	○
8×30	○	○	○
Material	S, F, SE	N, NE	S, SE

Oval series, Pad & screw set

P.680

Model code	○: Available as standard item									Connection config. code
	4 Pad rubber material								8	
	N	S	U	F	SE	NE	HN	EP	-S3	
	Nitrile	Silicone	Urethane	Fluoro	Conductive silicone	Conductive NBR (Low resistance)	HNBR	EPDM	-S3 spec.	
VP2×4E4 5-M6 8	○	○	○	○	○	○	○	○	○	
VP3.5×7E4 5-M6 8	○	○	○	○	○	○	○	○	○	
VP4×10E4 5-M6 8	○	○	○	○	○	○	○	○	○	
VP4×20E4 5-M6 8	○	○	○	○	○	○	○	○	○	
VP4×30E4 5-M6 8	○	○	—	—	○	○	○	○	○	
VP5×10E4 5-M6 8	○	○	○	○	○	○	○	○	○	
VP5×20E4 5-M6 8	○	○	○	○	○	○	○	○	○	M6
VP5×30E4 5-M6 8	○	○	○	○	○	○	○	○	○	
VP6×10E4 5-M6 8	○	○	○	○	○	○	○	○	○	
VP6×20E4 5-M6 8	○	○	○	○	○	○	○	○	○	
VP6×30E4 5-M6 8	○	○	○	○	○	○	○	○	○	
VP8×20E4 5-M6 8	○	○	○	○	○	○	○	○	○	
VP8×30E4 5-M6 8	○	○	○	○	○	○	○	○	○	

Notes
*A pad screw is required to mount on the holder. If you do not have a pad screw, please select from the Pad & screw set.

CAD data is available at PISCO website.

Packaging specifications
1 pc. /bag

Options
5 : Surface treatment
8 : -S3 ⇒ -S3 spec.

Vacuum Pad Configuration

Pad dia. : ø0.7, ø1, ø1.5, ø2, ø3, ø4 mm

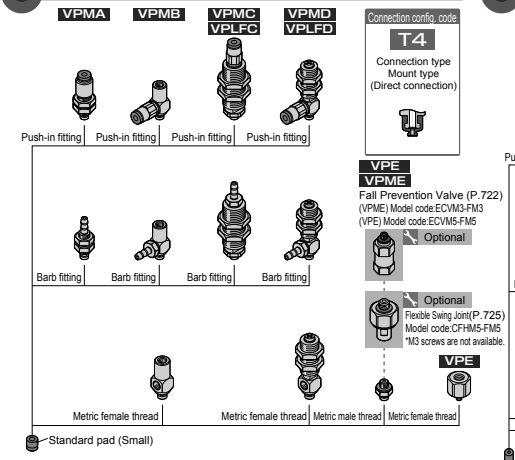

Standard pad (Small) dia. : ø0.7, ø1, ø1.5, ø2, ø3, ø4mm

Pad dia. : ø1, ø2, ø3, ø4 mm

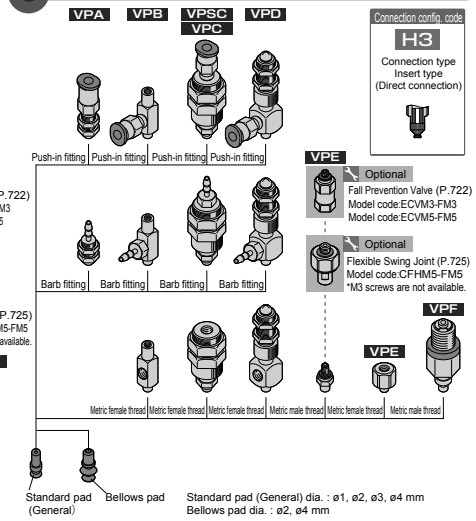

Standard pad (General) dia. : ø1, ø2, ø3, ø4 mm
Bellows pad dia. : ø2, ø4 mm

Pad dia. : ø6, ø8, ø10, ø15, ø20 mm



Standard (General) / Bellows/Multi-bellows pad dia. : ø6, ø8 mm
Ultrathin pad dia. : ø8, ø10, ø15, ø20 mm

Pad dia. : ø4, ø6, ø8, ø10, ø15 mm

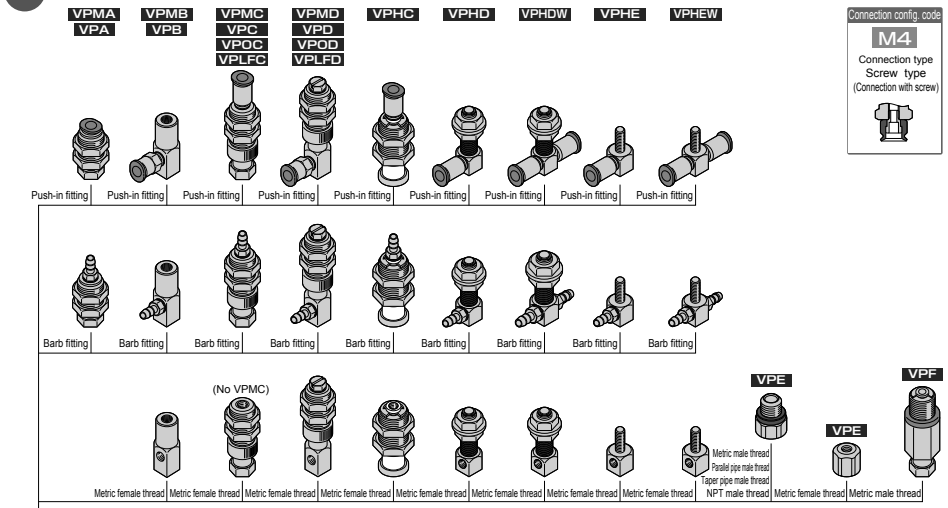

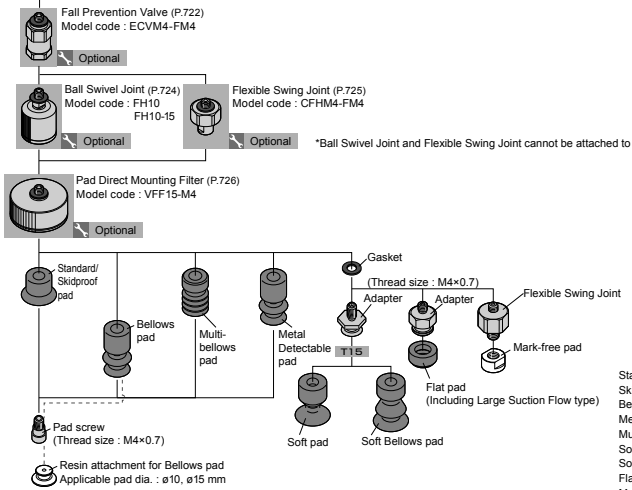

Standard pad dia.: ø10, ø15 mm
Skidproof pad dia.: ø10 mm
Bellows pad dia. : ø10, ø15 mm
Metal Detectable pad dia.: ø10, ø15 mm
Multi-bellows pad dia.: ø10 mm
Soft pad dia.: ø4, ø6, ø8, ø10, ø15 mm
Soft-bellows pad dia.: ø6, ø8, ø10, ø15 mm
Flat pad dia.: ø10, ø15 mm (Including Large Suction Flow type)
Mark-free pad dia.: ø10 mm

Vacuum Pad Configuration

Pad dia. : ø10, ø15, ø20, ø25, ø30, ø35, ø40, ø50 mm

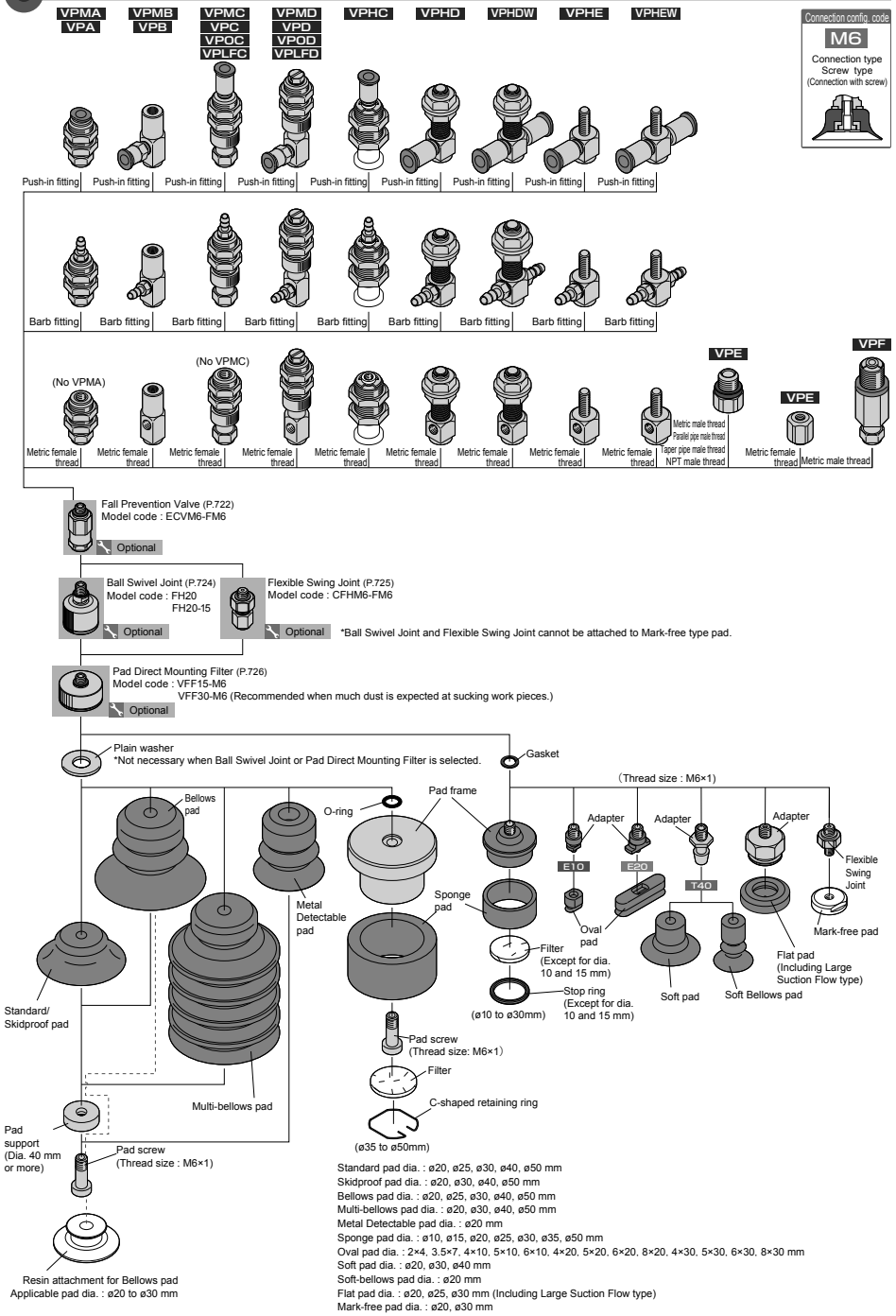

Standard pad dia. : ø20, ø25, ø30, ø40, ø50 mm
Skidproof pad dia. : ø20, ø30, ø40, ø50 mm
Bellows pad dia. : ø20, ø25, ø30, ø40, ø50 mm
Multi-bellows pad dia. : ø20, ø30, ø40, ø50 mm
Metal Detectable pad dia. : ø20 mm
Sponge pad dia. : ø10, ø15, ø20, ø25, ø30, ø35, ø50 mm
Oval pad dia. : 2×4, 3.5×7, 4×10, 5×10, 6×10, 4×20, 5×20, 6×20, 8×20, 4×30, 5×30, 6×30, 8×30 mm
Soft pad dia. : ø20, ø30, ø40 mm
Soft-bellows pad dia. : ø20 mm
Flat pad dia. : ø20, ø25, ø30 mm (Including Large Suction Flow type)
Mark-free pad dia. : ø20, ø30 mm

Pad dia. : ø60, ø70, ø80, ø100 mm

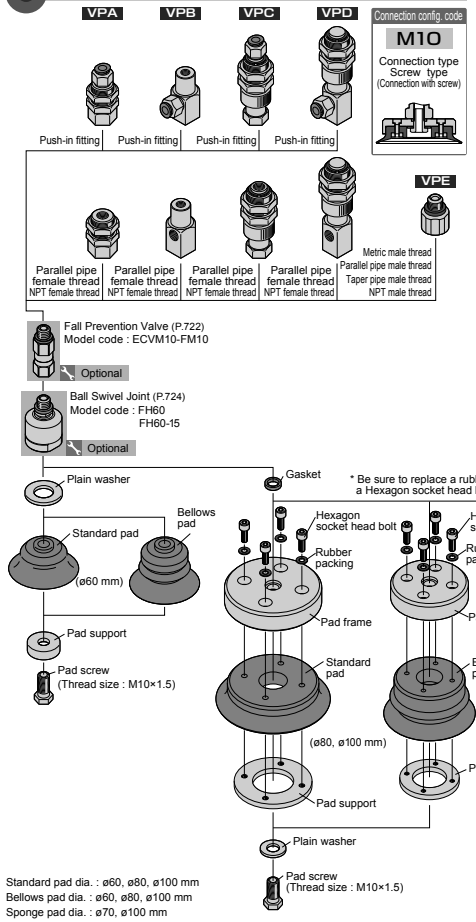

Standard pad dia. : ø60, ø80, ø100 mm
Bellows pad dia. : ø60, ø80, ø100 mm
Sponge pad dia. : ø70, ø100 mm

Pad dia. : ø150, ø200 mm

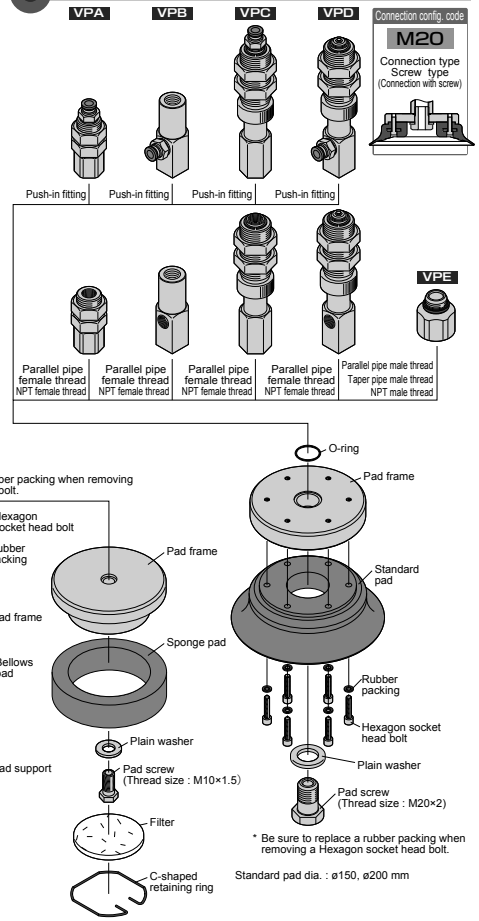

Standard pad dia. : ø150, ø200 mm

Vacuum Pad

Vacuum Pad Configuration

Pad dia. : ø4, ø6, ø8, ø10, ø15 mm (Exclusive to Soft and Soft Bellows type)

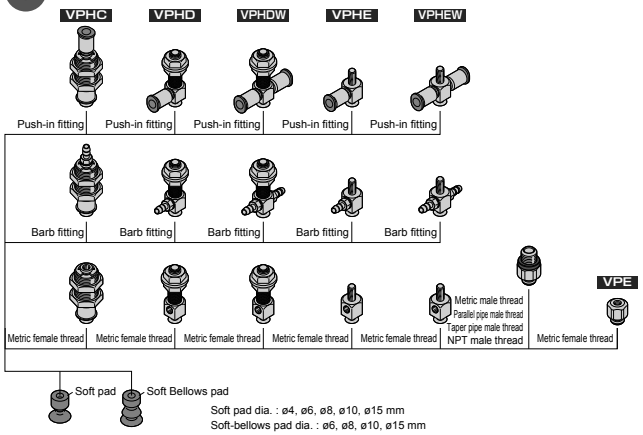

Connection config. code
T15
Connection type
Mount type
(Direct connection)

Pad dia. : ø20, ø30, ø40 mm (Exclusive to Soft and Soft Bellows type)

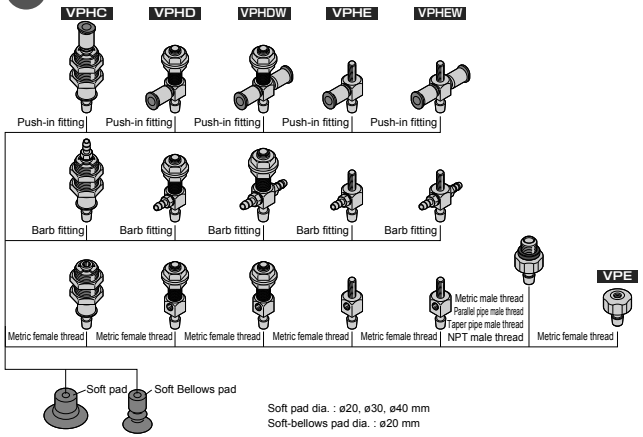

Connection config. code
T40
Connection type
Mount type
(Direct connection)

Pad dia. : ø20, ø25 mm (Exclusive to Vacuum pad for packaging bag)

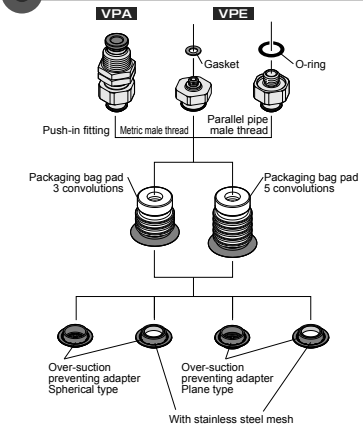

Connection config. code
PB8
Connection type
Mount type
(Direct connection)

Pad dia. : ø30, ø40, ø50 mm (Exclusive to Vacuum pad for packaging bag)

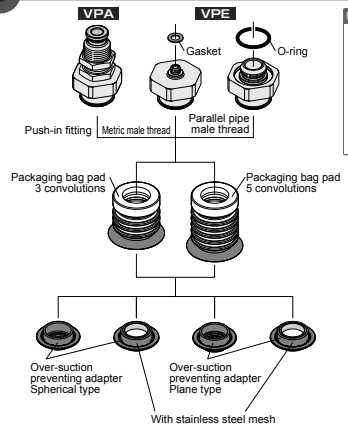

Connection config. code
PB15
Connection type
Mount type
(Direct connection)

Pad size : 2×4, 3.5×7, 4 to 6×10 mm (Exclusive to Oval type)

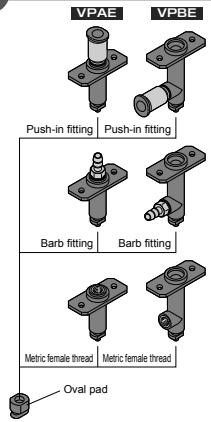

Connection config. code
E10
Connection type
Mount type
(Direct connection)

Pad size : 4 to 8×20 mm, 4 to 8×30 mm (Exclusive to Oval type)

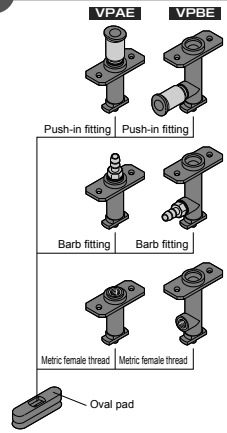

Connection config. code
E20
Connection type
Mount type
(Direct connection)