# Vacuum Pad Multi-bellows Type

Vacuum pad for bag-like article conveyance. (Bellows convolution: 4)

**⚠Safety instructions for this product**
Safety instructions, Common safety instructions for each product category and Detailed safety instructions for each product are in the end of this catalog and our website.

## Model Designation (Example)

| VP | C | 10 | -6 | W | N | -ER | -6J | -DC | -ECV | -FH | -F15 | |
|---|---|---|---|---|---|---|---|---|---|---|---|---|
| (1) | (2) | (3) | (4) | (5) | (6) | (7) | (8) | (9) | (10) | (11) | (12) | (13) |
| | | | | | | Optional | | Optional | Optional | Optional | Optional | Optional |

### (1) Vacuum Pad

### (2) Holder type

| Holder type | | Fixed type | | Spring type | | | | |
|---|---|---|---|---|---|---|---|---|
| | | Mini | Standard | Mini | Slim | Standard | No cover | Low dust emission |
| Code | Top port | MA | A | MC | SC | C | OC | LFC |
| | Side port | MB | B | MD | - | D | OD | LFD |
| | Direct mount | ME(*1) | E | - | - | F | - | - |
| Connection config. code | | T8 / M4 M6 | T8 / M4 M6 | T8 / M4 M6 | T8 | T8 / M4 M6 | T8 / M4 M6 | T8 / M4 M6 |

*1. ME holder is available only for configuration code: T8.

| Holder type | | Lightweight Spring type | Low profile Direct mount |
|---|---|---|---|
| Code | Top port | HC(*2) | - |
| | Side port | HD | HE |
| | Dual side port | HDW | HEW |
| Connection config. code | | T8 / M4 M6 | T8 / M4 M6 |

*2. Configuration code: T8 is not available for HC holder.

### (3) Pad dia.

| Code | 6 | 8 | 10 | 20 | 30 | 40 | 50 |
|---|---|---|---|---|---|---|---|
| Pad dia. (mm) | ø6 | ø8 | ø10 | ø20 | ø30 | ø40 | ø50 |
| Connection config. code | T8 | | M4 | M6 | | | |

### (4) Stroke (No code entry for Holder type: MA, A, MB, B, ME, E, F, HE and HEW)

| Code | -2 | -3 | -4 | -5 | -6 | -10 | -15 | -20 | -25 | -30 | -40 | -50 |
|---|---|---|---|---|---|---|---|---|---|---|---|---|
| Stroke (mm) | 2 | 3 | 4 | 5 | 6 | 10 | 15 | 20 | 25 | 30 | 40 | 50 |
| Spring type holder code: VPMC | ● | | ●● | | | | | | | | | |
| VPSC | | ● | | | | | | | | | | |
| VPC | | ● | | | ●● | ●● | ●● | ●● | | | | |
| VPOC | | | | | | | | ●● | | ●● | ●● | ●● |
| VPLFC | ●● | | | ●● | | ●● | ●● | ●● | | | | |
| VPMD | ● | | ●● | | | | | | | | | |
| VPD | | ● | | | ●● | ●● | ●● | ●● | | | | |
| VPOD | | | | | | | | ●● | | ●● | ●● | ●● |
| VPLFD | | | | ●● | | ●● | ●● | ●● | | | | |
| VPHC | | | | | | ●● | ●● | ●● | ●● | ●● | ●● | ●● |
| VPHD | | | | ●● | | | | | | | | |
| VPHDW | | | | ●● | | | | | | | | |

Connection config. code
●: T8
●: M4
●: M6

### (5) Pad type W : Multi-bellows

### (6) Pad material

| Code | N | S | YS2 | YS4 | U | F | NE | G | HN | EP |
|---|---|---|---|---|---|---|---|---|---|---|
| Rubber material | Nitrile | Silicone | Extra soft silicone Hardness 20° | Extra soft silicone Hardness 40° | Urethane | Fluoro | Conductive NBR (Low resistance) | Food Sanit. Act compliant NBR | HNBR | EPDM |

*1. Nitrile rubber (N), Conductive NBR (Low resistance, Volume resistance: 200Ω・cm or less) (NE), and Food Sanit. Act compliant NBR (G) are not suitable for use with ozone environment.
*2. Extra soft silicone is not available for pad dia. 10 mm or smaller.
*3. Urethane is not available for pad dia. 6 mm and 8 mm.
*4. Extra soft silicone is compliant with Food Sanitation Act and FDA.

### (7) Pad surface treatment for suction mark-free Optional

| Code | No code | -DL | -ER | -FG |
|---|---|---|---|---|
| Surface treatment | None | DLC. coating | Reformed surface | Fluoro-coating |
| Applicable pad material | — | Silicone(S), Fluoro(F) | Nitrile(N), Conductive NBR (Low resistance)(NE) | Silicone(S), Extra soft silicone: Hardness 20°(YS2), Extra soft silicone: Hardness 40°(YS4) |
| Applicable pad dia. | — | ø10, ø20mm | ø6 to ø50mm | ø6 to ø50mm |

*Please refer to page 370 for the details of each pad surface type and treatment for Suction Mark-free.




# Vacuum Pad Multi-bellows Type

Vacuum pad for bag-like article conveyance. (Bellows convolution: 4)

**⚠Safety instructions for this product**
Safety instructions, Common safety instructions for each product category and Detailed safety instructions for each product are in the end of this catalog and our website.

## Model Designation (Example)

| VP | C | 10 | -6 | W | N | -ER | -6J | -DC | -ECV | -FH | -F15 | |
|---|---|---|---|---|---|---|---|---|---|---|---|---|
| (1) | (2) | (3) | (4) | (5) | (6) | (7) | (8) | (9) | (10) | (11) | (12) | (13) |
| | | | | | | Optional | | Optional | Optional | Optional | Optional | Optional |

### (1) Vacuum Pad

### (2) Holder type

| Holder type | | Fixed type | | Spring type | | | | |
|---|---|---|---|---|---|---|---|---|
| | | Mini | Standard | Mini | Slim | Standard | No cover | Low dust emission |
| Code | Top port | MA | A | MC | SC | C | OC | LFC |
| | Side port | MB | B | MD | - | D | OD | LFD |
| | Direct mount | ME(*1) | E | - | - | F | - | - |
| Connection config. code | | T8 / M4 M6 | T8 / M4 M6 | T8 / M4 M6 | T8 | T8 / M4 M6 | T8 / M4 M6 | T8 / M4 M6 |

*1. ME holder is available only for configuration code: T8.

| Holder type | | Lightweight Spring type | Low profile Direct mount |
|---|---|---|---|
| Code | Top port | HC(*2) | - |
| | Side port | HD | HE |
| | Dual side port | HDW | HEW |
| Connection config. code | | T8 / M4 M6 | T8 / M4 M6 |

*2. Configuration code: T8 is not available for HC holder.

### (3) Pad dia.

| Code | 6 | 8 | 10 | 20 | 30 | 40 | 50 |
|---|---|---|---|---|---|---|---|
| Pad dia. (mm) | ø6 | ø8 | ø10 | ø20 | ø30 | ø40 | ø50 |
| Connection config. code | T8 | | M4 | M6 | | | |

### (4) Stroke (No code entry for Holder type: MA, A, MB, B, ME, E, F, HE and HEW)

| Code | -2 | -3 | -4 | -5 | -6 | -10 | -15 | -20 | -25 | -30 | -40 | -50 |
|---|---|---|---|---|---|---|---|---|---|---|---|---|
| Stroke (mm) | 2 | 3 | 4 | 5 | 6 | 10 | 15 | 20 | 25 | 30 | 40 | 50 |
| Spring type holder code: VPMC | ● | | ●● | | | | | | | | | |
| VPSC | | ● | | | | | | | | | | |
| VPC | | ● | | | ●● | ●● | ●● | ●● | | | | |
| VPOC | | | | | | | | ●● | | ●● | ●● | ●● |
| VPLFC | ●● | | | ●● | | ●● | ●● | ●● | | | | |
| VPMD | ● | | ●● | | | | | | | | | |
| VPD | | ● | | | ●● | ●● | ●● | ●● | | | | |
| VPOD | | | | | | | | ●● | | ●● | ●● | ●● |
| VPLFD | | | | ●● | | ●● | ●● | ●● | | | | |
| VPHC | | | | | | ●● | ●● | ●● | ●● | ●● | ●● | ●● |
| VPHD | | | | ●● | | | | | | | | |
| VPHDW | | | | ●● | | | | | | | | |

Connection config. code
●: T8
●: M4
●: M6

### (5) Pad type W : Multi-bellows

### (6) Pad material

| Code | N | S | YS2 | YS4 | U | F | NE | G | HN | EP |
|---|---|---|---|---|---|---|---|---|---|---|
| Rubber material | Nitrile | Silicone | Extra soft silicone Hardness 20° | Extra soft silicone Hardness 40° | Urethane | Fluoro | Conductive NBR (Low resistance) | Food Sanit. Act compliant NBR | HNBR | EPDM |

*1. Nitrile rubber (N), Conductive NBR (Low resistance, Volume resistance: 200Ω・cm or less) (NE), and Food Sanit. Act compliant NBR (G) are not suitable for use with ozone environment.
*2. Extra soft silicone is not available for pad dia. 10 mm or smaller.
*3. Urethane is not available for pad dia. 6 mm and 8 mm.
*4. Extra soft silicone is compliant with Food Sanitation Act and FDA.

### (7) Pad surface treatment for suction mark-free Optional

| Code | No code | -DL | -ER | -FG |
|---|---|---|---|---|
| Surface treatment | None | DLC. coating | Reformed surface | Fluoro-coating |
| Applicable pad material | — | Silicone(S), Fluoro(F) | Nitrile(N), Conductive NBR (Low resistance)(NE) | Silicone(S), Extra soft silicone: Hardness 20°(YS2), Extra soft silicone: Hardness 40°(YS4) |
| Applicable pad dia. | — | ø10, ø20mm | ø6 to ø50mm | ø6 to ø50mm |

*Please refer to page 370 for the details of each pad surface type and treatment for Suction Mark-free.

560

**(8) Vacuum port size and joint type** (No code entry for Holder type: F) (○ : Available)

| Type | Push-in fitting | | | | | | | | Barb fitting | | | | Female thread | | |
|---|---|---|---|---|---|---|---|---|---|---|---|---|---|---|---|
| | mm size (mm) | | | | | inch size (inch) | | | mm size (mm) | | | inch size (inch) | Metric thread | | |
| Code | -180J | -2J | -3J | -4J | -6J | -1/8J | -5/32J | -1/4J | -3B | -4B* | -6B | -1/4B | -M3 | -M5 | -M6 |
| Tube O.D. | ø1.8 | ø2 | ø3 | ø4 | ø6 | ø1/2 | ø1/3 | ø1/4 | | | | | | | |
| Tube I.D. | | | | | | | | | ø2 | ø2.5 | ø4 | Polyurethane tube ø0.163<br>Nylon tube ø0.180 | | | |
| Thread size | | | | | | | | | | | | | M3×0.5 | M5×0.8 | M6×1 |
| Holder type: VPMA | ○ | ○ | ○ | ○ | | | ○ | | ○ | ○ | ○ | | | | |
| VPA | | | ○ | ○ | ○ | ○ | ○ | ○ | | ○ | ○ | ○ | | | ○ |
| VPMB | ○ | ○ | ○ | ○ | ○ | ○ | ○ | ○ | ○ | ○ | ○ | ○ | ○ | ○ | |
| VPB | ○ | ○ | ○ | ○ | ○ | ○ | ○ | ○ | ○ | ○ | ○ | ○ | | ○ | ○ |
| VPMC | ○ | ○ | ○ | ○ | | ○ | ○ | | ○ | ○ | ○ | ○ | | | |
| VPSC | ○ | ○ | ○ | ○ | | ○ | ○ | | ○ | ○ | ○ | | ○ | | |
| VPC | ○ | ○ | ○ | ○ | ○ | ○ | ○ | ○ | ○ | ○ | ○ | ○ | | ○ | ○ |
| VPOC | | | ○ | ○ | ○ | ○ | ○ | ○ | | ○ | ○ | ○ | | | ○ |
| VPLFC | | | ○ | ○ | ○ | ○ | ○ | ○ | ○ | ○ | ○ | | | ○ | ○ |
| VPMD | ○ | ○ | ○ | ○ | ○ | ○ | ○ | ○ | ○ | ○ | ○ | ○ | ○ | ○ | |
| VPD | ○ | ○ | ○ | ○ | ○ | ○ | ○ | ○ | ○ | ○ | ○ | ○ | | ○ | ○ |
| VPOD | | | ○ | ○ | ○ | ○ | ○ | ○ | | ○ | ○ | ○ | | | ○ |
| VPLFD | | | ○ | ○ | ○ | ○ | ○ | ○ | ○ | ○ | ○ | ○ | | ○ | ○ |
| VPHC | ○ | ○ | ○ | ○ | ○ | ○ | ○ | ○ | ○ | ○ | ○ | ○ | | ○ | |
| VPHD | ○ | ○ | ○ | ○ | ○ | ○ | ○ | ○ | ○ | ○ | ○ | ○ | | ○ | |
| VPHDW | ○ | ○ | ○ | ○ | ○ | ○ | ○ | ○ | ○ | ○ | ○ | ○ | | ○ | |
| VPHE | ○ | ○ | ○ | ○ | ○ | ○ | ○ | ○ | ○ | ○ | ○ | ○ | | ○ | |
| VPHEW | ○ | ○ | ○ | ○ | ○ | ○ | ○ | ○ | ○ | ○ | ○ | ○ | | ○ | |

Push-in fitting

Barb fitting

Female thread

*The barb fitting of 5/32" size is common with 4 mm size. Please order with the code: -4B.

Direct mount

| Type | Male thread | | | | | | | | | | | | | | | | | Female thread | |
|---|---|---|---|---|---|---|---|---|---|---|---|---|---|---|---|---|---|---|---|
| | Metric thread | | | | | Taper pipe thread | | | Parallel pipe thread | | | | NPT thread | | | | Metric thread | |
| Code | -M5 | -M8 | -M10 | -M12 | -M14 | -R1 | -R2 | -R3 | -R4 | -G1 | -G2 | -G3 | -G4 | -N1 | -N2 | -N3 | -N4 | -FM5 | -FM8 |
| Thread size | M5×0.8 | M8×1.25 | M10×1.5 | M12×1.75 | M14×2 | R1/8 | R1/4 | R3/8 | R1/2 | G1/8 | G1/4 | G3/8 | G1/2 | NPT1/8 | NPT1/4 | NPT3/8 | NPT1/2 | M5×0.8 | M8×1.25 |
| Holder type: VPME | ○ | | | | | | | | | | | | | | | | | | |
| VPE | ○ | ○ | ○ | ○ | ○ | ○ | ○ | ○ | ○ | ○ | ○ | ○ | ○ | ○ | ○ | ○ | ○ | ○ | ○ |

*Available port size varies depending on pad dia. See model code lists on the following pages.

**(9) Dust Catcher** (Holder type: SC, C, D and F only) Optional

| Code | No code | -DC |
|---|---|---|
| Dust Catcher | None | Installed |

*Note that the holder stroke becomes shorter when a dust catcher is installed. Please visit our website for details.




**(9) Spring load** (Holder type: LFC only)

| Code | No code | -SF1/4 |
|---|---|---|
| Load | Standard load | Low load (1/4 of standard load) |

*"-SF1/4" is not selectable when 2 mm stroke is selected.

**(10) Fall Prevention Valve** Optional

| Code | No code | -ECV |
|---|---|---|
| Fall Prevention Valve | None | Installed |
| Applicable connection type | — | Configuration code: M4, M6<br>M5 thread size of VPME, VPE holder |

*-S3 spec. is not selectable when Fall Prevention Valve is selected.

**(11) Swivel Joint for vacuum pad** Optional

| Code | No code | -FH | -FHH | -CFH |
|---|---|---|---|---|
| Option | None | Ball Swivel Joint (Swivel angle: 30°) | Ball Swivel Joint (Swivel angle: 15°) | Flexible Swing Joint (Swing angle: 8°) |
| Applicable connection type | — | Configuration code: M4, M6 | | Configuration code: M4, M6<br>M5 thread size of VPME, VPE holder |

*-S3 spec. is not selectable when Ball Swivel Joint is selected.

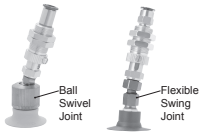


**(12) Filter** Optional

| Code | No code | -F15 | -F30 |
|---|---|---|---|
| Filter | None | Installed (Filter area 1.7cm²) | Installed (Filter area 7cm²) |
| Applicable config. code | — | M4, M6 | M6 |

*1. -S3 spec. is not selectable when Filter is selected.
*2. "-F30" is recommended when much dust is expected at sucking work pieces.

**(13) -S3 spec.** Optional

| Code | No code | -S3 |
|---|---|---|
| Metal material | Standard | No copper-based metallic materials used in flow paths. |
| Seal rubber material | Standard | HNBR or FKM |
| Release ring color | Black | Dark blue |

*1. -S3 spec. is not available for the following fittings and holders:
- Push-in fitting with dia. size of 1.8, 2, 3 mm and inch sizes except dia. 1/8" (some) and 5/32".
- Barb fitting with dia. of 1/4".
- Pad holder with stroke length 10 mm or longer (except for VPHC holders).
- VPLFC and VPLFD holders.

*2. For inch size push-in fitting, the release ring color is white even for "-S3 spec."



# Vacuum Pad Multi-bellows Type

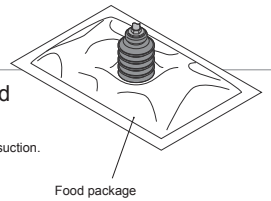


Pad dia. 7 types
ø6 to ø50mm
Pad material 10 types
Surface treatment 3 types

## Characteristics

### Best suitable for retort packaging or bags for packaged foods.

4 convolution bellows follow the work-piece with curved surface. Elastic bellows ensure the suction.

### Food Sanit. Act compliant NBR (G) and Silicone (S) are Food Sanitation Act compliant.

(Holder is not compliant. Vacuum pad complies only at work-piece contact area.)

*See page 6 for the details of the Food Sanitation Act.

### Extra soft silicone pad for food industry which is compliant with Food Sanitation Act and FDA is available.

(Holder is not compliant. Vacuum pad complies only at work-piece contact area.)

Two types of lip hardness are available: 20° and 40°. Pad size range from dia. 20 to 50 mm.

*See page 6 for the details of the Food Sanitation Act and FDA.



Hardness 20° type  Hardness 40° type

### Wide variations of Pad holders.

The following combinations of holder and pad rubber are also available although they are not listed on the model code list from the next page onward. Contact us for the details.

- Lightweight VPHC holder that is made of resin and aluminum.
- Lightweight VPHD and VPHDW holders with spring type without cover.
- VPHE and VPHEW holders with reduced height.
- VPHDW and VPHEW holders with dual side vacuum ports, suitable for piping connection of multiple vacuum pads.

### Low dust emission holders (VPLFC, VPLFD) with low noise and less wear from sliding are available to prevent dust generation.

VPLFC holder with top port has a separate shaft on the pad side and the vacuum port side, so there is no effect on the stroke caused by the tension of the tube. Low load type is also available to suppress impact when contacting the work-piece.

### Wide variations of fixed type direct mount holder (VPE) for various thread sizes.

Metric male threads, metric female threads, taper pipe threads, parallel pipe threads and NPT threads are available.

*Only a part of the combinations are shown on the model code list from the next page onward. Contact us for the details.

## Pad surface treatment for suction mark-free (Optional)

NEW **Fluoro-coating type is added to the pad rubber surface treatment option to prevent tracing marks.**

- DLC. coating type: Slippery special coating. Effective for sticking prevention of lightweight or thin work-piece.
- Reformed surface type: Reduces tracing marks by surface reforming of nitrile rubber with chemicals.
- Fluoro-coating type: Surface reforming by special treatment prevents sticking to work-pieces and bellows. Improved pad durability and wear resistance.

## Holder with dust catcher (Optional)

### Collects wear debris generated by sliding spring type holders. Low-cost, simple holder with receiver tray added.

Applicable to VPSC, VPC, VPD and VPF holders.

## Accessories (Optional)

### Fall Prevention Valve, Swivel (Ball Swivel Joint, Flexible Swing Joint) and Filter options are available.

## -S3 spec. (Optional)

### No copper-based metallic materials used in flow paths.

### The sealing rubber material of the fitting is HNBR or FKM, with good ozone resisntace.

RoHS2 (2011/65/EU+EU2015/863) compliant

| Holder type | Pad dia. (mm) | Tube O.D. (mm) | Model code | 13 : -S3 -S3 spec | Connection config.code |
|---|---|---|---|---|---|
| Fixed type, Top port, Push-in fitting, Mini VPMA | ø6 | ø3 | VPMA6W 6 7 -3J[2] | — | T8 |
| | ø8 | ø3 | VPMA8W 6 7 -3J[2] | — | |
| | ø10 | ø3 | VPMA10W 6 7 -3J[3] | — | M4 |
| | | ø4 | VPMA10W 6 7 -4J 13[3] | ○ | |
| | ø20 | ø4 | VPMA20W 6 7 -4J 13 | ○ | M6 |
| | ø30 | ø4 | VPMA30W 6 7 -4J 13 | ○ | |
| | ø40 | ø4 | VPMA40W 6 7 -4J 13 | ○ | |
| | ø50 | ø4 | VPMA50W 6 7 -4J 13 | ○ | |

| Pad dia. (mm) | Tube O.D. (inch) | Model code | 13 : -S3 -S3 spec | Connection config.code |
|---|---|---|---|---|
| ø10 | ø5/32 | VPMA10W 6 7 -5/32J 13[3] | ○ | M4 |
| ø20 | ø5/32 | VPMA20W 6 7 -5/32J 13 | ○ | M6 |
| ø30 | ø5/32 | VPMA30W 6 7 -5/32J 13 | ○ | |
| ø40 | ø5/32 | VPMA40W 6 7 -5/32J 13 | ○ | |
| ø50 | ø5/32 | VPMA50W 6 7 -5/32J 13 | ○ | |

| Holder type | Pad dia. (mm) | Tube O.D. (mm) | Model code | 13 : -S3 -S3 spec | Connection config.code |
|---|---|---|---|---|---|
| Fixed type, Top port, Push-in fitting, Standard VPA | ø6 | ø4 | VPA6W 6 7 -4J 13[2] | ○ | T8 |
| | | ø6 | VPA6W 6 7 -6J 13[2] | ○ | |
| | ø8 | ø4 | VPA8W 6 7 -4J 13[2] | ○ | |
| | | ø6 | VPA8W 6 7 -6J 13[2] | ○ | |
| | ø10 | ø6 | VPA10W 6 7 -6J 13[3] | ○ | M4 |
| | ø20 | ø3 | VPA20W 6 7 -3J | — | M6 |
| | | ø4 | VPA20W 6 7 -4J 13 | ○ | |
| | | ø6 | VPA20W 6 7 -6J 13 | ○ | |
| | ø30 | ø3 | VPA30W 6 7 -3J | — | |
| | | ø4 | VPA30W 6 7 -4J 13 | ○ | |
| | | ø6 | VPA30W 6 7 -6J 13 | ○ | |
| | ø40 | ø3 | VPA40W 6 7 -3J | — | |
| | | ø4 | VPA40W 6 7 -4J 13 | ○ | |
| | | ø6 | VPA40W 6 7 -6J 13 | ○ | |
| | ø50 | ø3 | VPA50W 6 7 -3J | — | |
| | | ø4 | VPA50W 6 7 -4J 13 | ○ | |
| | | ø6 | VPA50W 6 7 -6J 13 | ○ | |

| Pad dia. (mm) | Tube O.D. (inch) | Model code | 13 : -S3 -S3 spec | Connection config.code |
|---|---|---|---|---|
| ø6 | ø5/32 | VPA6W 6 7 -5/32J 13[2] | ○ | T8 |
| | ø1/4 | VPA6W 6 7 -1/4J[2] | — | |
| ø8 | ø5/32 | VPA8W 6 7 -5/32J 13[2] | ○ | |
| | ø1/4 | VPA8W 6 7 -1/4J[2] | — | |
| ø10 | ø1/4 | VPA10W 6 7 -1/4J[3] | — | M4 |
| ø20 | ø1/8 | VPA20W 6 7 -1/8J | — | M6 |
| | ø5/32 | VPA20W 6 7 -5/32J 13 | ○ | |
| | ø1/4 | VPA20W 6 7 -1/4J | — | |
| ø30 | ø1/8 | VPA30W 6 7 -1/8J | — | |
| | ø5/32 | VPA30W 6 7 -5/32J 13 | ○ | |
| | ø1/4 | VPA30W 6 7 -1/4J | — | |
| ø40 | ø1/8 | VPA40W 6 7 -1/8J | — | |
| | ø5/32 | VPA40W 6 7 -5/32J 13 | ○ | |
| | ø1/4 | VPA40W 6 7 -1/4J | — | |
| ø50 | ø1/8 | VPA50W 6 7 -1/8J | — | |
| | ø5/32 | VPA50W 6 7 -5/32J 13 | ○ | |
| | ø1/4 | VPA50W 6 7 -1/4J | — | |

| Holder type | Pad dia. (mm) | Male thread size | Model code | 13 : -S3 -S3 spec | Connection config.code |
|---|---|---|---|---|---|
| Fixed type, Top port, Female thread, Standard VPA | ø20 | M6×1 | VPA20W 6 7 -M6 13 | ○ | M6 |
| | ø30 | M6×1 | VPA30W 6 7 -M6 13 | ○ | |
| | ø40 | M6×1 | VPA40W 6 7 -M6 13 | ○ | |
| | ø50 | M6×1 | VPA50W 6 7 -M6 13 | ○ | |

Notes
*1. Barb fitting type holders are also selectable. VPMA holders are also available in Push-in fitting type for tube O.D. of 1.8 mm and 2 mm (limited to pad dia. 8 mm or smaller). Contact us for the details.
*2. Extra soft silicone (YS2/YS4) and Urethane (U) are not available.
*3. Extra soft silicone (YS2/YS4) is available only when Fluoro-coating treatment is selected.

CAD data is available at PISCO website.

Packaging specifications
1 pc. /bag

Options
7 : Surface treatment (DLC. coating, Reformed surface, and Fluoro-coating)
13 : -S3 ⇒ -S3 spec. (○ in the lists: Available)
*1. For "-S3 spec.", the release ring color is dark blue, and the gasket material is FKM+SUS316.
*2. For inch size push-in fitting, the release ring color is white even for "-S3 spec."

Optional items ⇒ P.584 | Surface treatment | Fall Prevention Valve | Swivel Joint | Filter





# Vacuum Pad Multi-bellows Type

RoHS2 (2011/65/EU+EU2015/863) compliant

| Holder type | Pad dia. (mm) | Tube O.D. (mm) | Model code | 13 : -S3 -S3 spec | Connection config.code |
|---|---|---|---|---|---|
| Fixed type, Side port, Push-in fitting, Mini VPMB | ø6 | ø3 | VPMB6W 6 7 -3J[2] | — | T8 |
| | | ø4 | VPMB6W 6 7 -4J 13[2] | ○ | |
| | ø8 | ø3 | VPMB8W 6 7 -3J[2] | — | |
| | | ø4 | VPMB8W 6 7 -4J 13[2] | ○ | |
| | ø10 | ø3 | VPMB10W 6 7 -3J[3] | — | M4 |
| | | ø4 | VPMB10W 6 7 -4J 13[3] | ○ | |
| | | ø6 | VPMB10W 6 7 -6J 13[3] | ○ | |
| | ø20 | ø3 | VPMB20W 6 7 -3J | — | M6 |
| | | ø4 | VPMB20W 6 7 -4J 13 | ○ | |
| | | ø6 | VPMB20W 6 7 -6J 13 | ○ | |
| | ø30 | ø3 | VPMB30W 6 7 -3J | — | |
| | | ø4 | VPMB30W 6 7 -4J 13 | ○ | |
| | | ø6 | VPMB30W 6 7 -6J 13 | ○ | |
| | ø40 | ø3 | VPMB40W 6 7 -3J | — | |
| | | ø4 | VPMB40W 6 7 -4J 13 | ○ | |
| | | ø6 | VPMB40W 6 7 -6J 13 | ○ | |
| | ø50 | ø3 | VPMB50W 6 7 -3J | — | |
| | | ø4 | VPMB50W 6 7 -4J 13 | ○ | |
| | | ø6 | VPMB50W 6 7 -6J 13 | ○ | |

| Pad dia. (mm) | Tube O.D. (inch) | Model code | 13 : -S3 -S3 spec | Connection config.code |
|---|---|---|---|---|
| ø6 | ø1/8 | VPMB6W 6 7 -1/8J 13[2] | ○ | T8 |
| | ø5/32 | VPMB6W 6 7 -5/32J 13[2] | ○ | |
| ø8 | ø1/8 | VPMB8W 6 7 -1/8J 13[2] | ○ | |
| | ø5/32 | VPMB8W 6 7 -5/32J 13[2] | ○ | |
| ø10 | ø1/8 | VPMB10W 6 7 -1/8J[3] | — | M4 |
| | ø5/32 | VPMB10W 6 7 -5/32J 13[3] | ○ | |
| | ø1/4 | VPMB10W 6 7 -1/4J[3] | — | |
| ø20 | ø1/8 | VPMB20W 6 7 -1/8J | — | M6 |
| | ø5/32 | VPMB20W 6 7 -5/32J 13 | ○ | |
| | ø1/4 | VPMB20W 6 7 -1/4J | — | |
| ø30 | ø1/8 | VPMB30W 6 7 -1/8J | — | |
| | ø5/32 | VPMB30W 6 7 -5/32J 13 | ○ | |
| | ø1/4 | VPMB30W 6 7 -1/4J | — | |
| ø40 | ø1/8 | VPMB40W 6 7 -1/8J | — | |
| | ø5/32 | VPMB40W 6 7 -5/32J 13 | ○ | |
| | ø1/4 | VPMB40W 6 7 -1/4J | — | |
| ø50 | ø1/8 | VPMB50W 6 7 -1/8J | — | |
| | ø5/32 | VPMB50W 6 7 -5/32J 13 | ○ | |
| | ø1/4 | VPMB50W 6 7 -1/4J | — | |

| Holder type | Pad dia. (mm) | Male thread size | Model code | 13 : -S3 -S3 spec | Connection config.code |
|---|---|---|---|---|---|
| Fixed type, Side port, Female thread, Mini VPMB | ø6 | M3×0.5 | VPMB6W 6 7 -M3 13[2] | ○ | T8 |
| | ø8 | M3×0.5 | VPMB8W 6 7 -M3 13[2] | ○ | |
| | ø10 | M5×0.8 | VPMB10W 6 7 -M5 13[3] | ○ | M4 |
| | ø20 | M5×0.8 | VPMB20W 6 7 -M5 13 | ○ | |
| | ø30 | M5×0.8 | VPMB30W 6 7 -M5 13 | ○ | |
| | ø40 | M5×0.8 | VPMB40W 6 7 -M5 13 | ○ | M6 |
| | ø50 | M5×0.8 | VPMB50W 6 7 -M5 13 | ○ | |

Notes
*1. Holders are also available in Push-in fitting type for tube O.D. of 1.8 mm and 2 mm, and barb fitting type. Contact us for the details.
*2. Extra soft silicone (YS2/YS4) and Urethane (U) are not available.
*3. Extra soft silicone (YS2/YS4) is available only when Fluoro-coating treatment is selected.

CAD data is available at PISCO website.

Packaging specifications
1 pc. /bag

Options
7 : Surface treatment (DLC. coating, Reformed surface, and Fluoro-coating)
13 : -S3 ⇒ -S3 spec. (○ in the lists: Available)
*1. For "-S3 spec.", the release ring color is dark blue, and the gasket material is FKM+SUS316.
*2. For inch size push-in fitting, the release ring color is white even for "-S3 spec."

Optional items ⇒ P.584 | Surface treatment | Fall Prevention Valve | Swivel Joint | Filter

RoHS2 (2011/65/EU+EU2015/863) compliant

| Holder type | Pad dia. (mm) | Tube O.D. (mm) | Model code | 13 : -S3 -S3 spec | Connection config.code |
|---|---|---|---|---|---|
| Fixed type, Side port, Push-in fitting, Standard VPB | ø6 | ø3 | VPB6W6 7-3J*2 | — | T8 |
| | | ø4 | VPB6W6 7-4J 13*2 | ○ | |
| | | ø6 | VPB6W6 7-6J 13*2 | ○ | |
| | ø8 | ø3 | VPB8W6 7-3J*2 | — | |
| | | ø4 | VPB8W6 7-4J 13*2 | ○ | |
| | | ø6 | VPB8W6 7-6J 13*2 | ○ | |
| | ø10 | ø3 | VPB10W6 7-3J*3 | — | M4 |
| | | ø4 | VPB10W6 7-4J 13*3 | ○ | |
| | | ø6 | VPB10W6 7-6J 13*3 | ○ | |
| | ø20 | ø3 | VPB20W6 7-3J | — | M6 |
| | | ø4 | VPB20W6 7-4J 13 | ○ | |
| | | ø6 | VPB20W6 7-6J 13 | ○ | |
| | ø30 | ø3 | VPB30W6 7-3J | — | |
| | | ø4 | VPB30W6 7-4J 13 | ○ | |
| | | ø6 | VPB30W6 7-6J 13 | ○ | |
| | ø40 | ø3 | VPB40W6 7-3J | — | |
| | | ø4 | VPB40W6 7-4J 13 | ○ | |
| | | ø6 | VPB40W6 7-6J 13 | ○ | |
| | ø50 | ø3 | VPB50W6 7-3J | — | |
| | | ø4 | VPB50W6 7-4J 13 | ○ | |
| | | ø6 | VPB50W6 7-6J 13 | ○ | |

| Holder type | Pad dia. (mm) | Tube O.D. (inch) | Model code | 13 : -S3 -S3 spec | Connection config.code |
|---|---|---|---|---|---|
| Fixed type, Side port, Push-in fitting, Standard VPB | ø6 | ø1/8 | VPB6W6 7-1/8J*2 | — | T8 |
| | | ø5/32 | VPB6W6 7-5/32J 13*2 | ○ | |
| | | ø1/4 | VPB6W6 7-1/4J*2 | — | |
| | ø8 | ø1/8 | VPB8W6 7-1/8J*2 | — | |
| | | ø5/32 | VPB8W6 7-5/32J 13*2 | ○ | |
| | | ø1/4 | VPB8W6 7-1/4J*2 | — | |
| | ø10 | ø1/8 | VPB10W6 7-1/8J*3 | — | M4 |
| | | ø5/32 | VPB10W6 7-5/32J 13*3 | ○ | |
| | | ø1/4 | VPB10W6 7-1/4J*3 | — | |
| | ø20 | ø1/8 | VPB20W6 7-1/8J | — | M6 |
| | | ø5/32 | VPB20W6 7-5/32J 13 | ○ | |
| | | ø1/4 | VPB20W6 7-1/4J | — | |
| | ø30 | ø1/8 | VPB30W6 7-1/8J | — | |
| | | ø5/32 | VPB30W6 7-5/32J 13 | ○ | |
| | | ø1/4 | VPB30W6 7-1/4J | — | |
| | ø40 | ø1/8 | VPB40W6 7-1/8J | — | |
| | | ø5/32 | VPB40W6 7-5/32J 13 | ○ | |
| | | ø1/4 | VPB40W6 7-1/4J | — | |
| | ø50 | ø1/8 | VPB50W6 7-1/8J | — | |
| | | ø5/32 | VPB50W6 7-5/32J 13 | ○ | |
| | | ø1/4 | VPB50W6 7-1/4J | — | |

| Holder type | Pad dia. (mm) | Male thread size | Model code | 13 : -S3 -S3 spec | Connection config.code |
|---|---|---|---|---|---|
| Fixed type, Side port, Female thread, Standard VPB | ø6 | M5×0.8 | VPB6W6 7-M5 13*2 | ○ | T8 |
| | ø8 | M5×0.8 | VPB8W6 7-M5 13*2 | ○ | |
| | ø10 | M6×1 | VPB10W6 7-M6 13*3 | ○ | M4 |
| | ø20 | M6×1 | VPB20W6 7-M6 13 | ○ | M6 |
| | ø30 | M6×1 | VPB30W6 7-M6 13 | ○ | |
| | ø40 | M6×1 | VPB40W6 7-M6 13 | ○ | |
| | ø50 | M6×1 | VPB50W6 7-M6 13 | ○ | |

| Holder type | Pad dia. (mm) | Tube O.D. (mm) | Model code | 13 : -S3 -S3 spec | Connection config.code |
|---|---|---|---|---|---|
| Spring type, Top port, Push-in fitting, Mini VPMC | ø6 | ø3 | VPMC6-2W6 7-3J*2 | — | T8 |
| | ø8 | ø3 | VPMC8-2W6 7-3J*2 | — | |
| | ø10 | ø3 | VPMC10-4W6 7-3J*3 | — | M4 |
| | | ø4 | VPMC10-4W6 7-4J 13*3 | ○ | |
| | ø20 | ø3 | VPMC20-4W6 7-3J | — | M6 |
| | | ø4 | VPMC20-4W6 7-4J 13 | ○ | |
| | ø30 | ø3 | VPMC30-4W6 7-3J | — | |
| | | ø4 | VPMC30-4W6 7-4J 13 | ○ | |
| | ø40 | ø3 | VPMC40-4W6 7-3J | — | |
| | | ø4 | VPMC40-4W6 7-4J 13 | ○ | |
| | ø50 | ø3 | VPMC50-4W6 7-3J | — | |
| | | ø4 | VPMC50-4W6 7-4J 13 | ○ | |

Pad dia.ø8mm or smaller Stroke 2mm

Pad dia.ø10mm or larger Stroke 4mm

| Pad dia. (mm) | Tube O.D. (inch) | Model code | 13 : -S3 -S3 spec | Connection config.code |
|---|---|---|---|---|
| ø10 | ø1/8 | VPMC10-4W6 7-1/8J*3 | — | M4 |
| | ø5/32 | VPMC10-4W6 7-5/32J 13*3 | ○ | |
| ø20 | ø1/8 | VPMC20-4W6 7-1/8J | — | M6 |
| | ø5/32 | VPMC20-4W6 7-5/32J 13 | ○ | |
| ø30 | ø1/8 | VPMC30-4W6 7-1/8J | — | |
| | ø5/32 | VPMC30-4W6 7-5/32J 13 | ○ | |
| ø40 | ø1/8 | VPMC40-4W6 7-1/8J | — | |
| | ø5/32 | VPMC40-4W6 7-5/32J 13 | ○ | |
| ø50 | ø1/8 | VPMC50-4W6 7-1/8J | — | |
| | ø5/32 | VPMC50-4W6 7-5/32J 13 | ○ | |

Notes

*1. Holders are also available in Push-in fitting type (limited to pad dia. 8 mm or smaller for VPB holders) for tube O.D. of 1.8 mm and 2 mm, and barb fitting type. Contact us for the details.

*2. Extra soft silicone (YS2/YS4) and Urethane (U) are not available.

*3. Extra soft silicone (YS2/YS4) is available only when Fluoro-coating treatment is selected.

CAD data is available at PISCO website.

Packaging specifications
1 pc. /bag

Options

7 : Surface treatment (DLC. coating, Reformed surface, and Fluoro-coating)

13 : -S3 ⇒ -S3 spec. (○ in the lists: Available)

*1. For "-S3 spec.", the release ring color is dark blue, and the gasket material is FKM+SUS316.

*2. For inch size push-in fitting, the release ring color is white even for "-S3 spec."

Optional items ⇒ P.584 | Surface treatment | Fall Prevention Valve | Swivel Joint | Filter



# Vacuum Pad Multi-bellows Type

RoHS2 (2011/65/EU+EU2015/863) compliant

| Holder type | Pad dia. (mm) | Tube O.D. (mm) | Model code | 13 : -S3 -S3 spec | Connection config.code |
|---|---|---|---|---|---|
| Spring type, Top port, Push-in fitting, Slim VPSC Stroke 3mm | ø6 | ø3 | VPSC6-3W6 7-3J 9*2 | — | T8 |
| | | ø4 | VPSC6-3W6 7-4J 9 13*2 | ○ | |
| | ø8 | ø3 | VPSC8-3W6 7-3J 9*2 | — | |
| | | ø4 | VPSC8-3W6 7-4J 9 13*2 | ○ | |

| Pad dia. (mm) | Tube O.D. (inch) | Model code | 13 : -S3 -S3 spec | Connection config.code |
|---|---|---|---|---|
| ø6 | ø1/8 | VPSC6-3W6 7-1/8J 9 13*2 | ○ | T8 |
| | ø5/32 | VPSC6-3W6 7-5/32J 9 13*2 | ○ | |
| ø8 | ø1/8 | VPSC8-3W6 7-1/8J 9 13*2 | ○ | |
| | ø5/32 | VPSC8-3W6 7-5/32J 9 13*2 | ○ | |

| Holder type | Pad dia. (mm) | Male thread size | Model code | 13 : -S3 -S3 spec | Connection config.code |
|---|---|---|---|---|---|
| Spring type, Top port, Female thread, Slim VPSC Stroke 3mm | ø6 | M3×0.5 | VPSC6-3W6 7-M3 9 13*2 | ○ | T8 |
| | ø8 | M3×0.5 | VPSC8-3W6 7-M3 9 13*2 | ○ | |

| Holder type | Pad dia. (mm) | Stroke (mm) | Tube O.D. (mm) | Model code | 13 : -S3 -S3 spec | Connection config.code |
|---|---|---|---|---|---|---|
| Spring type, Top port, Push-in fitting, Standard VPC | ø6 | 3 | ø3 | VPC6-3W6 7-3J 9*2 | — | T8 |
| | | | ø4 | VPC6-3W6 7-4J 9 13*2 | ○ | |
| | | | ø6 | VPC6-3W6 7-6J 9 13*2 | ○ | |
| | | 10 | ø3 | VPC6-10W6 7-3J 9*2 | — | |
| | | | ø4 | VPC6-10W6 7-4J 9*2 | — | |
| | | | ø6 | VPC6-10W6 7-6J 9*2 | — | |
| | | 15 | ø3 | VPC6-15W6 7-3J 9*2 | — | |
| | | | ø4 | VPC6-15W6 7-4J 9*2 | — | |
| | | | ø6 | VPC6-15W6 7-6J 9*2 | — | |
| | | 20 | ø3 | VPC6-20W6 7-3J 9*2 | — | |
| | | | ø4 | VPC6-20W6 7-4J 9*2 | — | |
| | | | ø6 | VPC6-20W6 7-6J 9*2 | — | |
| | ø8 | 3 | ø3 | VPC8-3W6 7-3J 9*2 | — | |
| | | | ø4 | VPC8-3W6 7-4J 9 13*2 | ○ | |
| | | | ø6 | VPC8-3W6 7-6J 9 13*2 | ○ | |
| | | 10 | ø3 | VPC8-10W6 7-3J 9*2 | — | |
| | | | ø4 | VPC8-10W6 7-4J 9*2 | — | |
| | | | ø6 | VPC8-10W6 7-6J 9*2 | — | |
| | | 15 | ø3 | VPC8-15W6 7-3J 9*2 | — | |
| | | | ø4 | VPC8-15W6 7-4J 9*2 | — | |
| | | | ø6 | VPC8-15W6 7-6J 9*2 | — | |
| | | 20 | ø3 | VPC8-20W6 7-3J 9*2 | — | |
| | | | ø4 | VPC8-20W6 7-4J 9*2 | — | |
| | | | ø6 | VPC8-20W6 7-6J 9*2 | — | |
| | ø10 | 6 | ø3 | VPC10-6W6 7-3J 9*3 | — | M4 |
| | | | ø4 | VPC10-6W6 7-4J 9 13*3 | ○ | |
| | | | ø6 | VPC10-6W6 7-6J 9 13*3 | ○ | |
| | | 10 | ø3 | VPC10-10W6 7-3J 9*3 | — | |
| | | | ø4 | VPC10-10W6 7-4J 9*3 | — | |
| | | | ø6 | VPC10-10W6 7-6J 9*3 | — | |
| | | 15 | ø3 | VPC10-15W6 7-3J 9*3 | — | |
| | | | ø4 | VPC10-15W6 7-4J 9*3 | — | |
| | | | ø6 | VPC10-15W6 7-6J 9*3 | — | |
| | | 20 | ø3 | VPC10-20W6 7-3J 9*3 | — | |
| | | | ø4 | VPC10-20W6 7-4J 9*3 | — | |
| | | | ø6 | VPC10-20W6 7-6J 9*3 | — | |

Pad dia. ø6 mm to ø10 mm

| Pad dia. (mm) | Stroke (mm) | Tube O.D. (inch) | Model code | 13 : -S3 -S3 spec | Connection config.code |
|---|---|---|---|---|---|
| ø6 | 3 | ø1/8 | VPC6-3W6 7-1/8J 9*2 | — | T8 |
| | | ø5/32 | VPC6-3W6 7-5/32J 9 13*2 | ○ | |
| | | ø1/4 | VPC6-3W6 7-1/4J 9*2 | — | |
| | 10 | ø1/8 | VPC6-10W6 7-1/8J 9*2 | — | |
| | | ø5/32 | VPC6-10W6 7-5/32J 9*2 | — | |
| | | ø1/4 | VPC6-10W6 7-1/4J 9*2 | — | |
| | 15 | ø1/8 | VPC6-15W6 7-1/8J 9*2 | — | |
| | | ø5/32 | VPC6-15W6 7-5/32J 9*2 | — | |
| | | ø1/4 | VPC6-15W6 7-1/4J 9*2 | — | |
| | 20 | ø1/8 | VPC6-20W6 7-1/8J 9*2 | — | |
| | | ø5/32 | VPC6-20W6 7-5/32J 9*2 | — | |
| | | ø1/4 | VPC6-20W6 7-1/4J 9*2 | — | |
| ø8 | 3 | ø1/8 | VPC8-3W6 7-1/8J 9*2 | — | |
| | | ø5/32 | VPC8-3W6 7-5/32J 9 13*2 | ○ | |
| | | ø1/4 | VPC8-3W6 7-1/4J 9*2 | — | |
| | 10 | ø1/8 | VPC8-10W6 7-1/8J 9*2 | — | |
| | | ø5/32 | VPC8-10W6 7 5/32J 9*2 | — | |
| | | ø1/4 | VPC8-10W6 7-1/4J 9*2 | — | |
| | 15 | ø1/8 | VPC8-15W6 7-1/8J 9*2 | — | |
| | | ø5/32 | VPC8-15W6 7-5/32J 9*2 | — | |
| | | ø1/4 | VPC8-15W6 7-1/4J 9*2 | — | |
| | 20 | ø1/8 | VPC8-20W6 7-1/8J 9*2 | — | |
| | | ø5/32 | VPC8-20W6 7-5/32J 9*2 | — | |
| | | ø1/4 | VPC8-20W6 7-1/4J 9*2 | — | |
| ø10 | 6 | ø1/8 | VPC10-6W6 7-1/8J 9*3 | — | M4 |
| | | ø5/32 | VPC10-6W6 7-5/32J 9 13*3 | ○ | |
| | | ø1/4 | VPC10-6W6 7-1/4J 9*3 | — | |
| | 10 | ø1/8 | VPC10-10W6 7-1/8J 9*3 | — | |
| | | ø5/32 | VPC10-10W6 7-5/32J 9*3 | — | |
| | | ø1/4 | VPC10-10W6 7-1/4J 9*3 | — | |
| | 15 | ø1/8 | VPC10-15W6 7-1/8J 9*3 | — | |
| | | ø5/32 | VPC10-15W6 7-5/32J 9*3 | — | |
| | | ø1/4 | VPC10-15W6 7-1/4J 9*3 | — | |
| | 20 | ø1/8 | VPC10-20W6 7-1/8J 9*3 | — | |
| | | ø5/32 | VPC10-20W6 7-5/32J 9*3 | — | |
| | | ø1/4 | VPC10-20W6 7-1/4J 9*3 | — | |

RoHS2 (2011/65/EU+EU2015/863) compliant

| Holder type | Pad dia. (mm) | Stroke (mm) | Tube O.D. (mm) | Model code | 13 : -S3 -S3 spec | Connection config.code |
|---|---|---|---|---|---|---|
| Spring type, Top port, Push-in fitting, Standard VPC | ø20 | 6 | ø3 | VPC20-6W[6][7]-3J[9] | — | M6 |
| | | | ø4 | VPC20-6W[6][7]-4J[9][13] | ○ | |
| | | | ø6 | VPC20-6W[6][7]-6J[9][13] | ○ | |
| | | 10 | ø3 | VPC20-10W[6][7]-3J[9] | — | |
| | | | ø4 | VPC20-10W[6][7]-4J[9] | — | |
| | | | ø6 | VPC20-10W[6][7]-6J[9] | — | |
| | | 15 | ø3 | VPC20-15W[6][7]-3J[9] | — | |
| | | | ø4 | VPC20-15W[6][7]-4J[9] | — | |
| | | | ø6 | VPC20-15W[6][7]-6J[9] | — | |
| | | 20 | ø3 | VPC20-20W[6][7]-3J[9] | — | |
| | | | ø4 | VPC20-20W[6][7]-4J[9] | — | |
| | | | ø6 | VPC20-20W[6][7]-6J[9] | — | |
| | ø30 | 6 | ø3 | VPC30-6W[6][7]-3J[9] | — | |
| | | | ø4 | VPC30-6W[6][7]-4J[9][13] | ○ | |
| | | | ø6 | VPC30-6W[6][7]-6J[9][13] | ○ | |
| | | 10 | ø3 | VPC30-10W[6][7]-3J[9] | — | |
| | | | ø4 | VPC30-10W[6][7]-4J[9] | — | |
| | | | ø6 | VPC30-10W[6][7]-6J[9] | — | |
| | | 15 | ø3 | VPC30-15W[6][7]-3J[9] | — | |
| | | | ø4 | VPC30-15W[6][7]-4J[9] | — | |
| | | | ø6 | VPC30-15W[6][7]-6J[9] | — | |
| | | 20 | ø3 | VPC30-20W[6][7]-3J[9] | — | |
| | | | ø4 | VPC30-20W[6][7]-4J[9] | — | |
| | | | ø6 | VPC30-20W[6][7]-6J[9] | — | |
| | ø40 | 6 | ø3 | VPC40-6W[6][7]-3J[9] | — | |
| | | | ø4 | VPC40-6W[6][7]-4J[9][13] | ○ | |
| | | | ø6 | VPC40-6W[6][7]-6J[9][13] | ○ | |
| | | 10 | ø3 | VPC40-10W[6][7]-3J[9] | — | |
| | | | ø4 | VPC40-10W[6][7]-4J[9] | — | |
| | | | ø6 | VPC40-10W[6][7]-6J[9] | — | |
| | | 15 | ø3 | VPC40-15W[6][7]-3J[9] | — | |
| | | | ø4 | VPC40-15W[6][7]-4J[9] | — | |
| | | | ø6 | VPC40-15W[6][7]-6J[9] | — | |
| | | 20 | ø3 | VPC40-20W[6][7]-3J[9] | — | |
| | | | ø4 | VPC40-20W[6][7]-4J[9] | — | |
| | | | ø6 | VPC40-20W[6][7]-6J[9] | — | |
| | ø50 | 6 | ø3 | VPC50-6W[6][7]-3J[9] | — | |
| | | | ø4 | VPC50-6W[6][7]-4J[9][13] | ○ | |
| | | | ø6 | VPC50-6W[6][7]-6J[9][13] | ○ | |
| | | 10 | ø3 | VPC50-10W[6][7]-3J[9] | — | |
| | | | ø4 | VPC50-10W[6][7]-4J[9] | — | |
| | | | ø6 | VPC50-10W[6][7]-6J[9] | — | |
| | | 15 | ø3 | VPC50-15W[6][7]-3J[9] | — | |
| | | | ø4 | VPC50-15W[6][7]-4J[9] | — | |
| | | | ø6 | VPC50-15W[6][7]-6J[9] | — | |
| | | 20 | ø3 | VPC50-20W[6][7]-3J[9] | — | |
| | | | ø4 | VPC50-20W[6][7]-4J[9] | — | |
| | | | ø6 | VPC50-20W[6][7]-6J[9] | — | |

Pad dia. ø20 mm to ø50 mm

| Pad dia. (mm) | Stroke (mm) | Tube O.D. (inch) | Model code | 13 : -S3 -S3 spec | Connection config.code |
|---|---|---|---|---|---|
| ø20 | 6 | ø1/8 | VPC20-6W[6][7]-1/8J[9] | — | M6 |
| | | ø5/32 | VPC20-6W[6][7]-5/32J[9][13] | ○ | |
| | | ø1/4 | VPC20-6W[6][7]-1/4J[9] | — | |
| | 10 | ø1/8 | VPC20-10W[6][7]-1/8J[9] | — | |
| | | ø5/32 | VPC20-10W[6][7]-5/32J[9] | — | |
| | | ø1/4 | VPC20-10W[6][7]-1/4J[9] | — | |
| | 15 | ø1/8 | VPC20-15W[6][7]-1/8J[9] | — | |
| | | ø5/32 | VPC20-15W[6][7]-5/32J[9] | — | |
| | | ø1/4 | VPC20-15W[6][7]-1/4J[9] | — | |
| | 20 | ø1/8 | VPC20-20W[6][7]-1/8J[9] | — | |
| | | ø5/32 | VPC20-20W[6][7]-5/32J[9] | — | |
| | | ø1/4 | VPC20-20W[6][7]-1/4J[9] | — | |
| ø30 | 6 | ø1/8 | VPC30-6W[6][7]-1/8J[9] | — | |
| | | ø5/32 | VPC30-6W[6][7]-5/32J[9][13] | ○ | |
| | | ø1/4 | VPC30-6W[6][7]-1/4J[9] | — | |
| | 10 | ø1/8 | VPC30-10W[6][7]-1/8J[9] | — | |
| | | ø5/32 | VPC30-10W[6][7]-5/32J[9] | — | |
| | | ø1/4 | VPC30-10W[6][7]-1/4J[9] | — | |
| | 15 | ø1/8 | VPC30-15W[6][7]-1/8J[9] | — | |
| | | ø5/32 | VPC30-15W[6][7]-5/32J[9] | — | |
| | | ø1/4 | VPC30-15W[6][7]-1/4J[9] | — | |
| | 20 | ø1/8 | VPC30-20W[6][7]-1/8J[9] | — | |
| | | ø5/32 | VPC30-20W[6][7]-5/32J[9] | — | |
| | | ø1/4 | VPC30-20W[6][7]-1/4J[9] | — | |
| ø40 | 6 | ø1/8 | VPC40-6W[6][7]-1/8J[9] | — | |
| | | ø5/32 | VPC40-6W[6][7]-5/32J[9][13] | ○ | |
| | | ø1/4 | VPC40-6W[6][7]-1/4J[9] | — | |
| | 10 | ø1/8 | VPC40-10W[6][7]-1/8J[9] | — | |
| | | ø5/32 | VPC40-10W[6][7]-5/32J[9] | — | |
| | | ø1/4 | VPC40-10W[6][7]-1/4J[9] | — | |
| | 15 | ø1/8 | VPC40-15W[6][7]-1/8J[9] | — | |
| | | ø5/32 | VPC40-15W[6][7]-5/32J[9] | — | |
| | | ø1/4 | VPC40-15W[6][7]-1/4J[9] | — | |
| | 20 | ø1/8 | VPC40-20W[6][7]-1/8J[9] | — | |
| | | ø5/32 | VPC40-20W[6][7]-5/32J[9] | — | |
| | | ø1/4 | VPC40-20W[6][7]-1/4J[9] | — | |
| ø50 | 6 | ø1/8 | VPC50-6W[6][7]-1/8J[9] | — | |
| | | ø5/32 | VPC50-6W[6][7]-5/32J[9][13] | ○ | |
| | | ø1/4 | VPC50-6W[6][7]-1/4J[9] | — | |
| | 10 | ø1/8 | VPC50-10W[6][7]-1/8J[9] | — | |
| | | ø5/32 | VPC50-10W[6][7]-5/32J[9] | — | |
| | | ø1/4 | VPC50-10W[6][7]-1/4J[9] | — | |
| | 15 | ø1/8 | VPC50-15W[6][7]-1/8J[9] | — | |
| | | ø5/32 | VPC50-15W[6][7]-5/32J[9] | — | |
| | | ø1/4 | VPC50-15W[6][7]-1/4J[9] | — | |
| | 20 | ø1/8 | VPC50-20W[6][7]-1/8J[9] | — | |
| | | ø5/32 | VPC50-20W[6][7]-5/32J[9] | — | |
| | | ø1/4 | VPC50-20W[6][7]-1/4J[9] | — | |

Notes
*1. Holders are also available in Push-in fitting type (limited to pad dia. 8 mm or smaller for VPC holders) for tube O.D. of 1.8 mm and 2 mm, and barb fitting type. Contact us for the details.
*2. Extra soft silicone (YS2/YS4) and Urethane (U) are not available.
*3. Extra soft silicone (YS2/YS4) is available only when Fluoro-coating treatment is selected.

CAD data is available at PISCO website.

Packaging specifications
1 pc. /bag

Options
[7] : Surface treatment (DLC. coating, Reformed surface, and Fluoro-coating)
[9] : -DC ⇒ Holder with dust catcher
[13] : -S3 ⇒ -S3 spec. (○ in the lists: Available)
*1. For "-S3 spec.", the release ring color is dark blue, and the gasket material is FKM+SUS316.
*2. For inch size push-in fitting, the release ring color is white even for "-S3 spec."

Optional items ⇒ P.584 Surface treatment | Dust Catcher (VPSC, VPC) | Fall Prevention Valve | Swivel Joint | Filter





# Vacuum Pad Multi-bellows Type

RoHS2 (2011/65/EU+EU2015/863) compliant

| Holder type | Pad dia. (mm) | Stroke (mm) | Male thread size | Model code | 13 : -S3 -S3 spec | Connection config.code |
|---|---|---|---|---|---|---|
| Spring type, Top port, Female thread, Standard VPC | ø6 | 3 | M5×0.8 | VPC6-3W[6][7]-M5[9][13]*1 | ○ | T8 |
| | | 10 | | VPC6-10W[6][7]-M5[9]*1 | — | |
| | | 15 | | VPC6-15W[6][7]-M5[9]*1 | — | |
| | | 20 | | VPC6-20W[6][7]-M5[9]*1 | — | |
| | ø8 | 3 | M5×0.8 | VPC8-3W[6][7]-M5[9][13]*1 | ○ | |
| | | 10 | | VPC8-10W[6][7]-M5[9]*1 | — | |
| | | 15 | | VPC8-15W[6][7]-M5[9]*1 | — | |
| | | 20 | | VPC8-20W[6][7]-M5[9]*1 | — | |
| | ø10 | 6 | M6×1 | VPC10-6W[6][7]-M6[9][13]*2 | ○ | M4 |
| | | 10 | | VPC10-10W[6][7]-M6[9]*2 | — | |
| | | 15 | | VPC10-15W[6][7]-M6[9]*2 | — | |
| | | 20 | | VPC10-20W[6][7]-M6[9]*2 | — | |
| | ø20 | 6 | M6×1 | VPC20-6W[6][7]-M6[9][13] | ○ | M6 |
| | | 10 | | VPC20-10W[6][7]-M6[9] | — | |
| | | 15 | | VPC20-15W[6][7]-M6[9] | — | |
| | | 20 | | VPC20-20W[6][7]-M6[9] | — | |
| | ø30 | 6 | M6×1 | VPC30-6W[6][7]-M6[9][13] | ○ | |
| | | 10 | | VPC30-10W[6][7]-M6[9] | — | |
| | | 15 | | VPC30-15W[6][7]-M6[9] | — | |
| | | 20 | | VPC30-20W[6][7]-M6[9] | — | |
| | ø40 | 6 | M6×1 | VPC40-6W[6][7]-M6[9][13] | ○ | |
| | | 10 | | VPC40-10W[6][7]-M6[9] | — | |
| | | 15 | | VPC40-15W[6][7]-M6[9] | — | |
| | | 20 | | VPC40-20W[6][7]-M6[9] | — | |
| | ø50 | 6 | M6×1 | VPC50-6W[6][7]-M6[9][13] | ○ | |
| | | 10 | | VPC50-10W[6][7]-M6[9] | — | |
| | | 15 | | VPC50-15W[6][7]-M6[9] | — | |
| | | 20 | | VPC50-20W[6][7]-M6[9] | — | |

Notes
*1. Extra soft silicone (YS2/YS4) and Urethane (U) are not available.
*2. Extra soft silicone (YS2/YS4) is available only when Fluoro-coating treatment is selected.

CAD data is available at PISCO website.

Packaging specifications
1 pc. /bag

Options
[7] : Surface treatment (DLC. coating, Reformed surface, and Fluoro-coating)
[9] : -DC ⇒ Holder with dust catcher
[13] : -S3 ⇒ -S3 spec. (○ in the lists: Available)
*1. For "-S3 spec.", the release ring color is dark blue, and the gasket material is FKM+SUS316.
*2. For inch size push-in fitting, the release ring color is white even for "-S3 spec."

Optional items ⇒ P.584 Surface treatment | Dust Catcher (VPC) | Fall Prevention Valve | Swivel Joint | Filter

RoHS2 (2011/65/EU+EU2015/863) compliant

| Holder type | Pad dia. (mm) | Stroke (mm) | Tube O.D. (mm) | Model code | Connection config.code | Pad dia. (mm) | Stroke (mm) | Tube O.D. (inch) | Model code | Connection config.code |
|---|---|---|---|---|---|---|---|---|---|---|
| Spring type, Top port, Push-in fitting, No cover VPOC | ø6 | 20 | ø3 | VPOC6-20W6[7]-3J[2] | T8 | ø6 | 20 | ø1/8 | VPOC6-20W6[7]-1/8J[2] | T8 |
| | | | ø4 | VPOC6-20W6[7]-4J[2] | | | | ø5/32 | VPOC6-20W6[7]-5/32J[2] | |
| | | | ø6 | VPOC6-20W6[7]-6J[2] | | | | ø1/4 | VPOC6-20W6[7]-1/4J[2] | |
| | | 30 | ø3 | VPOC6-30W6[7]-3J[2] | | | 30 | ø1/8 | VPOC6-30W6[7]-1/8J[2] | |
| | | | ø4 | VPOC6-30W6[7]-4J[2] | | | | ø5/32 | VPOC6-30W6[7]-5/32J[2] | |
| | | | ø6 | VPOC6-30W6[7]-6J[2] | | | | ø1/4 | VPOC6-30W6[7]-1/4J[2] | |
| | | 40 | ø3 | VPOC6-40W6[7]-3J[2] | | | 40 | ø1/8 | VPOC6-40W6[7]-1/8J[2] | |
| | | | ø4 | VPOC6-40W6[7]-4J[2] | | | | ø5/32 | VPOC6-40W6[7]-5/32J[2] | |
| | | | ø6 | VPOC6-40W6[7]-6J[2] | | | | ø1/4 | VPOC6-40W6[7]-1/4J[2] | |
| | | 50 | ø3 | VPOC6-50W6[7]-3J[2] | | | 50 | ø1/8 | VPOC6-50W6[7]-1/8J[2] | |
| | | | ø4 | VPOC6-50W6[7]-4J[2] | | | | ø5/32 | VPOC6-50W6[7]-5/32J[2] | |
| | | | ø6 | VPOC6-50W6[7]-6J[2] | | | | ø1/4 | VPOC6-50W6[7]-1/4J[2] | |
| | ø8 | 20 | ø3 | VPOC8-20W6[7]-3J[2] | | ø8 | 20 | ø1/8 | VPOC8-20W6[7]-1/8J[2] | |
| | | | ø4 | VPOC8-20W6[7]-4J[2] | | | | ø5/32 | VPOC8-20W6[7]-5/32J[2] | |
| | | | ø6 | VPOC8-20W6[7]-6J[2] | | | | ø1/4 | VPOC8-20W6[7]-1/4J[2] | |
| | | 30 | ø3 | VPOC8-30W6[7]-3J[2] | | | 30 | ø1/8 | VPOC8-30W6[7]-1/8J[2] | |
| | | | ø4 | VPOC8-30W6[7]-4J[2] | | | | ø5/32 | VPOC8-30W6[7]-5/32J[2] | |
| | | | ø6 | VPOC8-30W6[7]-6J[2] | | | | ø1/4 | VPOC8-30W6[7]-1/4J[2] | |
| | | 40 | ø3 | VPOC8-40W6[7]-3J[2] | | | 40 | ø1/8 | VPOC8-40W6[7]-1/8J[2] | |
| | | | ø4 | VPOC8-40W6[7]-4J[2] | | | | ø5/32 | VPOC8-40W6[7]-5/32J[2] | |
| | | | ø6 | VPOC8-40W6[7]-6J[2] | | | | ø1/4 | VPOC8-40W6[7]-1/4J[2] | |
| | | 50 | ø3 | VPOC8-50W6[7]-3J[2] | | | 50 | ø1/8 | VPOC8-50W6[7]-1/8J[2] | |
| | | | ø4 | VPOC8-50W6[7]-4J[2] | | | | ø5/32 | VPOC8-50W6[7]-5/32J[2] | |
| | | | ø6 | VPOC8-50W6[7]-6J[2] | | | | ø1/4 | VPOC8-50W6[7]-1/4J[2] | |
| | ø10 | 20 | ø3 | VPOC10-20W6[7]-3J[3] | M4 | ø10 | 20 | ø1/8 | VPOC10-20W6[7]-1/8J[3] | M4 |
| | | | ø4 | VPOC10-20W6[7]-4J[3] | | | | ø5/32 | VPOC10-20W6[7]-5/32J[3] | |
| | | | ø6 | VPOC10-20W6[7]-6J[3] | | | | ø1/4 | VPOC10-20W6[7]-1/4J[3] | |
| | | 30 | ø3 | VPOC10-30W6[7]-3J[3] | | | 30 | ø1/8 | VPOC10-30W6[7]-1/8J[3] | |
| | | | ø4 | VPOC10-30W6[7]-4J[3] | | | | ø5/32 | VPOC10-30W6[7]-5/32J[3] | |
| | | | ø6 | VPOC10-30W6[7]-6J[3] | | | | ø1/4 | VPOC10-30W6[7]-1/4J[3] | |
| | | 40 | ø3 | VPOC10-40W6[7]-3J[3] | | | 40 | ø1/8 | VPOC10-40W6[7]-1/8J[3] | |
| | | | ø4 | VPOC10-40W6[7]-4J[3] | | | | ø5/32 | VPOC10-40W6[7]-5/32J[3] | |
| | | | ø6 | VPOC10-40W6[7]-6J[3] | | | | ø1/4 | VPOC10-40W6[7]-1/4J[3] | |
| | | 50 | ø3 | VPOC10-50W6[7]-3J[3] | | | 50 | ø1/8 | VPOC10-50W6[7]-1/8J[3] | |
| | | | ø4 | VPOC10-50W6[7]-4J[3] | | | | ø5/32 | VPOC10-50W6[7]-5/32J[3] | |
| | | | ø6 | VPOC10-50W6[7]-6J[3] | | | | ø1/4 | VPOC10-50W6[7]-1/4J[3] | |

Pad dia.
ø6 mm
to
ø10 mm

Notes
*1. Barb fitting type holders are also selectable. Contact us for the details.
*2. Extra soft silicone (YS2/YS4) and Urethane (U) are not available.
*3. Extra soft silicone (YS2/YS4) is available only when Fluoro-coating treatment is selected.

Packaging specifications
1 pc. /bag

Options
[7] : Surface treatment (DLC. coating, Reformed surface, and Fluoro-coating)

Optional items ⇒ P.584 | Surface treatment | Fall Prevention Valve | Swivel Joint | Filter



# Vacuum Pad Multi-bellows Type

RoHS2 (2011/65/EU+EU2015/863) compliant

| Holder type | Pad dia. (mm) | Stroke (mm) | Tube O.D. (mm) | Model code | Connection config.code | Pad dia. (mm) | Stroke (mm) | Tube O.D. (inch) | Model code | Connection config.code |
|---|---|---|---|---|---|---|---|---|---|---|
| Spring type, Top port, Push-in fitting, No cover VPOC | ø20 | 20 | ø3 | VPOC20-20W6[7]-3J | M6 | ø20 | 20 | ø1/8 | VPOC20-20W6[7]-1/8J | M6 |
| | | | ø4 | VPOC20-20W6[7]-4J | | | | ø5/32 | VPOC20-20W6[7]-5/32J | |
| | | | ø6 | VPOC20-20W6[7]-6J | | | | ø1/4 | VPOC20-20W6[7]-1/4J | |
| | | 30 | ø3 | VPOC20-30W6[7]-3J | | | 30 | ø1/8 | VPOC20-30W6[7]-1/8J | |
| | | | ø4 | VPOC20-30W6[7]-4J | | | | ø5/32 | VPOC20-30W6[7]-5/32J | |
| | | | ø6 | VPOC20-30W6[7]-6J | | | | ø1/4 | VPOC20-30W6[7]-1/4J | |
| | | 40 | ø3 | VPOC20-40W6[7]-3J | | | 40 | ø1/8 | VPOC20-40W6[7]-1/8J | |
| | | | ø4 | VPOC20-40W6[7]-4J | | | | ø5/32 | VPOC20-40W6[7]-5/32J | |
| | | | ø6 | VPOC20-40W6[7]-6J | | | | ø1/4 | VPOC20-40W6[7]-1/4J | |
| | | 50 | ø3 | VPOC20-50W6[7]-3J | | | 50 | ø1/8 | VPOC20-50W6[7]-1/8J | |
| | | | ø4 | VPOC20-50W6[7]-4J | | | | ø5/32 | VPOC20-50W6[7]-5/32J | |
| | | | ø6 | VPOC20-50W6[7]-6J | | | | ø1/4 | VPOC20-50W6[7]-1/4J | |
| | ø30 | 20 | ø3 | VPOC30-20W6[7]-3J | | ø30 | 20 | ø1/8 | VPOC30-20W6[7]-1/8J | |
| | | | ø4 | VPOC30-20W6[7]-4J | | | | ø5/32 | VPOC30-20W6[7]-5/32J | |
| | | | ø6 | VPOC30-20W6[7]-6J | | | | ø1/4 | VPOC30-20W6[7]-1/4J | |
| | | 30 | ø3 | VPOC30-30W6[7]-3J | | | 30 | ø1/8 | VPOC30-30W6[7]-1/8J | |
| | | | ø4 | VPOC30-30W6[7]-4J | | | | ø5/32 | VPOC30-30W6[7]-5/32J | |
| | | | ø6 | VPOC30-30W6[7]-6J | | | | ø1/4 | VPOC30-30W6[7]-1/4J | |
| | | 40 | ø3 | VPOC30-40W6[7]-3J | | | 40 | ø1/8 | VPOC30-40W6[7]-1/8J | |
| | | | ø4 | VPOC30-40W6[7]-4J | | | | ø5/32 | VPOC30-40W6[7]-5/32J | |
| | | | ø6 | VPOC30-40W6[7]-6J | | | | ø1/4 | VPOC30-40W6[7]-1/4J | |
| | | 50 | ø3 | VPOC30-50W6[7]-3J | | | 50 | ø1/8 | VPOC30-50W6[7]-1/8J | |
| | | | ø4 | VPOC30-50W6[7]-4J | | | | ø5/32 | VPOC30-50W6[7]-5/32J | |
| | | | ø6 | VPOC30-50W6[7]-6J | | | | ø1/4 | VPOC30-50W6[7]-1/4J | |
| | ø40 | 20 | ø3 | VPOC40-20W6[7]-3J | | ø40 | 20 | ø1/8 | VPOC40-20W6[7]-1/8J | |
| | | | ø4 | VPOC40-20W6[7]-4J | | | | ø5/32 | VPOC40-20W6[7]-5/32J | |
| | | | ø6 | VPOC40-20W6[7]-6J | | | | ø1/4 | VPOC40-20W6[7]-1/4J | |
| | | 30 | ø3 | VPOC40-30W6[7]-3J | | | 30 | ø1/8 | VPOC40-30W6[7]-1/8J | |
| | | | ø4 | VPOC40-30W6[7]-4J | | | | ø5/32 | VPOC40-30W6[7]-5/32J | |
| | | | ø6 | VPOC40-30W6[7]-6J | | | | ø1/4 | VPOC40-30W6[7]-1/4J | |
| | | 40 | ø3 | VPOC40-40W6[7]-3J | | | 40 | ø1/8 | VPOC40-40W6[7]-1/8J | |
| | | | ø4 | VPOC40-40W6[7]-4J | | | | ø5/32 | VPOC40-40W6[7]-5/32J | |
| | | | ø6 | VPOC40-40W6[7]-6J | | | | ø1/4 | VPOC40-40W6[7]-1/4J | |
| | | 50 | ø3 | VPOC40-50W6[7]-3J | | | 50 | ø1/8 | VPOC40-50W6[7]-1/8J | |
| | | | ø4 | VPOC40-50W6[7]-4J | | | | ø5/32 | VPOC40-50W6[7]-5/32J | |
| | | | ø6 | VPOC40-50W6[7]-6J | | | | ø1/4 | VPOC40-50W6[7]-1/4J | |
| | ø50 | 20 | ø3 | VPOC50-20W6[7]-3J | | ø50 | 20 | ø1/8 | VPOC50-20W6[7]-1/8J | |
| | | | ø4 | VPOC50-20W6[7]-4J | | | | ø5/32 | VPOC50-20W6[7]-5/32J | |
| | | | ø6 | VPOC50-20W6[7]-6J | | | | ø1/4 | VPOC50-20W6[7]-1/4J | |
| | | 30 | ø3 | VPOC50-30W6[7]-3J | | | 30 | ø1/8 | VPOC50-30W6[7]-1/8J | |
| | | | ø4 | VPOC50-30W6[7]-4J | | | | ø5/32 | VPOC50-30W6[7]-5/32J | |
| | | | ø6 | VPOC50-30W6[7]-6J | | | | ø1/4 | VPOC50-30W6[7]-1/4J | |
| | | 40 | ø3 | VPOC50-40W6[7]-3J | | | 40 | ø1/8 | VPOC50-40W6[7]-1/8J | |
| | | | ø4 | VPOC50-40W6[7]-4J | | | | ø5/32 | VPOC50-40W6[7]-5/32J | |
| | | | ø6 | VPOC50-40W6[7]-6J | | | | ø1/4 | VPOC50-40W6[7]-1/4J | |
| | | 50 | ø3 | VPOC50-50W6[7]-3J | | | 50 | ø1/8 | VPOC50-50W6[7]-1/8J | |
| | | | ø4 | VPOC50-50W6[7]-4J | | | | ø5/32 | VPOC50-50W6[7]-5/32J | |
| | | | ø6 | VPOC50-50W6[7]-6J | | | | ø1/4 | VPOC50-50W6[7]-1/4J | |

Pad dia.
ø20 mm
to
ø50 mm

Notes
*Barb fitting type holders are also selectable. Contact us for the details.

CAD data is available at PISCO website.

Packaging specifications
1 pc. /bag

Options
[7] : Surface treatment (DLC. coating, Reformed surface, and Fluoro-coating)

Optional items ⇒ P.584 | Surface treatment | Fall Prevention Valve | Swivel Joint | Filter

RoHS2 (2011/65/EU+EU2015/863) compliant

| Holder type | Pad dia. (mm) | Stroke (mm) | Male thread size | Model code | Connection config.code |
|---|---|---|---|---|---|
| Spring type, Top port, Female thread, No cover **VPOC** | ø6 | 20 | M6×1 | VPOC6-20W[6][7]-M6[*1] | T8 |
| | | 30 | | VPOC6-30W[6][7]-M6[*1] | |
| | | 40 | | VPOC6-40W[6][7]-M6[*1] | |
| | | 50 | | VPOC6-50W[6][7]-M6[*1] | |
| | ø8 | 20 | M6×1 | VPOC8-20W[6][7]-M6[*1] | |
| | | 30 | | VPOC8-30W[6][7]-M6[*1] | |
| | | 40 | | VPOC8-40W[6][7]-M6[*1] | |
| | | 50 | | VPOC8-50W[6][7]-M6[*1] | |
| | ø10 | 20 | M6×1 | VPOC10-20W[6][7]-M6[*2] | M4 |
| | | 30 | | VPOC10-30W[6][7]-M6[*2] | |
| | | 40 | | VPOC10-40W[6][7]-M6[*2] | |
| | | 50 | | VPOC10-50W[6][7]-M6[*2] | |
| | ø20 | 20 | M6×1 | VPOC20-20W[6][7]-M6 | M6 |
| | | 30 | | VPOC20-30W[6][7]-M6 | |
| | | 40 | | VPOC20-40W[6][7]-M6 | |
| | | 50 | | VPOC20-50W[6][7]-M6 | |
| | ø30 | 20 | M6×1 | VPOC30-20W[6][7]-M6 | |
| | | 30 | | VPOC30-30W[6][7]-M6 | |
| | | 40 | | VPOC30-40W[6][7]-M6 | |
| | | 50 | | VPOC30-50W[6][7]-M6 | |
| | ø40 | 20 | M6×1 | VPOC40-20W[6][7]-M6 | |
| | | 30 | | VPOC40-30W[6][7]-M6 | |
| | | 40 | | VPOC40-40W[6][7]-M6 | |
| | | 50 | | VPOC40-50W[6][7]-M6 | |
| | ø50 | 20 | M6×1 | VPOC50-20W[6][7]-M6 | |
| | | 30 | | VPOC50-30W[6][7]-M6 | |
| | | 40 | | VPOC50-40W[6][7]-M6 | |
| | | 50 | | VPOC50-50W[6][7]-M6 | |

Notes
*1. Extra soft silicone (YS2/YS4) and Urethane (U) are not available.
*2. Extra soft silicone (YS2/YS4) is available only when Fluoro-coating treatment is selected.

CAD data is available at PISCO website.

Packaging specifications
1 pc. /bag

Options
[7] : Surface treatment (DLC. coating, Reformed surface, and Fluoro-coating)

Optional items ⇒ P.584 | Surface treatment | Fall Prevention Valve | Swivel Joint | Filter





# Vacuum Pad Multi-bellows Type

RoHS2 (2011/65/EU+EU2015/863) compliant

| Holder type | Pad dia. (mm) | Stroke (mm) | Tube O.D. (mm) | Model code | Connection config.code | Pad dia. (mm) | Stroke (mm) | Tube O.D. (inch) | Model code | Connection config.code |
|---|---|---|---|---|---|---|---|---|---|---|
| Spring type, Top port, Push-in fitting, Low dust emission **VPLFC** Pad dia. ø6 mm to ø10 mm | ø6 | 2 | ø3 | VPLFC6-2W[6][7]-3J[*2] | T8 | ø6 | 2 | ø1/8 | VPLFC6-2W[6][7]-1/8J[*2] | T8 |
| | | | ø4 | VPLFC6-2W[6][7]-4J[*2] | | | | ø5/32 | VPLFC6-2W[6][7]-5/32J[*2] | |
| | | 5 | ø3 | VPLFC6-5W[6][7]-3J[9][*2] | | | 5 | ø1/8 | VPLFC6-5W[6][7]-1/8J[9][*2] | |
| | | | ø4 | VPLFC6-5W[6][7]-4J[9][*2] | | | | ø5/32 | VPLFC6-5W[6][7]-5/32J[9][*2] | |
| | | 10 | ø3 | VPLFC6-10W[6][7]-3J[9][*2] | | | 10 | ø1/8 | VPLFC6-10W[6][7]-1/8J[9][*2] | |
| | | | ø4 | VPLFC6-10W[6][7]-4J[9][*2] | | | | ø5/32 | VPLFC6-10W[6][7]-5/32J[9][*2] | |
| | | 15 | ø3 | VPLFC6-15W[6][7]-3J[9][*2] | | | 15 | ø1/8 | VPLFC6-15W[6][7]-1/8J[9][*2] | |
| | | | ø4 | VPLFC6-15W[6][7]-4J[9][*2] | | | | ø5/32 | VPLFC6-15W[6][7]-5/32J[9][*2] | |
| | | 20 | ø3 | VPLFC6-20W[6][7]-3J[9][*2] | | | 20 | ø1/8 | VPLFC6-20W[6][7]-1/8J[9][*2] | |
| | | | ø4 | VPLFC6-20W[6][7]-4J[9][*2] | | | | ø5/32 | VPLFC6-20W[6][7]-5/32J[9][*2] | |
| | ø8 | 2 | ø3 | VPLFC8-2W[6][7]-3J[*2] | | ø8 | 2 | ø1/8 | VPLFC8-2W[6][7]-1/8J[*2] | |
| | | | ø4 | VPLFC8-2W[6][7]-4J[*2] | | | | ø5/32 | VPLFC8-2W[6][7]-5/32J[*2] | |
| | | 5 | ø3 | VPLFC8-5W[6][7]-3J[9][*2] | | | 5 | ø1/8 | VPLFC8-5W[6][7]-1/8J[9][*2] | |
| | | | ø4 | VPLFC8-5W[6][7]-4J[9][*2] | | | | ø5/32 | VPLFC8-5W[6][7]-5/32J[9][*2] | |
| | | 10 | ø3 | VPLFC8-10W[6][7]-3J[9][*2] | | | 10 | ø1/8 | VPLFC8-10W[6][7]-1/8J[9][*2] | |
| | | | ø4 | VPLFC8-10W[6][7]-4J[9][*2] | | | | ø5/32 | VPLFC8-10W[6][7]-5/32J[9][*2] | |
| | | 15 | ø3 | VPLFC8-15W[6][7]-3J[9][*2] | | | 15 | ø1/8 | VPLFC8-15W[6][7]-1/8J[9][*2] | |
| | | | ø4 | VPLFC8-15W[6][7]-4J[9][*2] | | | | ø5/32 | VPLFC8-15W[6][7]-5/32J[9][*2] | |
| | | 20 | ø3 | VPLFC8-20W[6][7]-3J[9][*2] | | | 20 | ø1/8 | VPLFC8-20W[6][7]-1/8J[9][*2] | |
| | | | ø4 | VPLFC8-20W[6][7]-4J[9][*2] | | | | ø5/32 | VPLFC8-20W[6][7]-5/32J[9][*2] | |
| | ø10 | 2 | ø3 | VPLFC10-2W[6][7]-3J[*3] | M4 | ø10 | 2 | ø1/8 | VPLFC10-2W[6][7]-1/8J[*3] | M4 |
| | | | ø4 | VPLFC10-2W[6][7]-4J[*3] | | | | ø5/32 | VPLFC10-2W[6][7]-5/32J[*3] | |
| | | 5 | ø3 | VPLFC10-5W[6][7]-3J[9][*3] | | | 5 | ø1/8 | VPLFC10-5W[6][7]-1/8J[9][*3] | |
| | | | ø4 | VPLFC10-5W[6][7]-4J[9][*3] | | | | ø5/32 | VPLFC10-5W[6][7]-5/32J[9][*3] | |
| | | 10 | ø3 | VPLFC10-10W[6][7]-3J[9][*3] | | | 10 | ø1/8 | VPLFC10-10W[6][7]-1/8J[9][*3] | |
| | | | ø4 | VPLFC10-10W[6][7]-4J[9][*3] | | | | ø5/32 | VPLFC10-10W[6][7]-5/32J[9][*3] | |
| | | 15 | ø3 | VPLFC10-15W[6][7]-3J[9][*3] | | | 15 | ø1/8 | VPLFC10-15W[6][7]-1/8J[9][*3] | |
| | | | ø4 | VPLFC10-15W[6][7]-4J[9][*3] | | | | ø5/32 | VPLFC10-15W[6][7]-5/32J[9][*3] | |
| | | 20 | ø3 | VPLFC10-20W[6][7]-3J[9][*3] | | | 20 | ø1/8 | VPLFC10-20W[6][7]-1/8J[9][*3] | |
| | | | ø4 | VPLFC10-20W[6][7]-4J[9][*3] | | | | ø5/32 | VPLFC10-20W[6][7]-5/32J[9][*3] | |

Notes
*1. Barb fitting type holders are also selectable. Contact us for the details.
*2. Extra soft silicone (YS2/YS4) and Urethane (U) are not available.
*3. Extra soft silicone (YS2/YS4) is available only when Fluoro-coating treatment is selected.

Packaging specifications
1 pc. /bag

Options
[7] : Surface treatment (DLC. coating, Reformed surface, and Fluoro-coating)
[9] : -SF1/4 ⇒ Spring load 1/4

Optional items ⇒ P.584 | Surface treatment | Fall Prevention Valve | Swivel Joint | Filter

RoHS2 (2011/65/EU+EU2015/863) compliant

| Holder type | Pad dia. (mm) | Stroke (mm) | Tube O.D. (mm) | Model code | Connection config.code | Pad dia. (mm) | Stroke (mm) | Tube O.D. (inch) | Model code | Connection config.code |
|---|---|---|---|---|---|---|---|---|---|---|
| Spring type, Top port, Push-in fitting, Low dust emission | ø20 | 5 | ø3 | VPLFC20-5W[6][7]-3J[9] | M6 | ø20 | 5 | ø1/8 | VPLFC20-5W[6][7]-1/8J[9] | M6 |
| | | | ø4 | VPLFC20-5W[6][7]-4J[9] | | | | ø5/32 | VPLFC20-5W[6][7]-5/32J[9] | |
| | | | ø6 | VPLFC20-5W[6][7]-6J[9] | | | | ø1/4 | VPLFC20-5W[6][7]-1/4J[9] | |
| | | 10 | ø3 | VPLFC20-10W[6][7]-3J[9] | | | 10 | ø1/8 | VPLFC20-10W[6][7]-1/8J[9] | |
| | | | ø4 | VPLFC20-10W[6][7]-4J[9] | | | | ø5/32 | VPLFC20-10W[6][7]-5/32J[9] | |
| | | | ø6 | VPLFC20-10W[6][7]-6J[9] | | | | ø1/4 | VPLFC20-10W[6][7]-1/4J[9] | |
| | | 15 | ø3 | VPLFC20-15W[6][7]-3J[9] | | | 15 | ø1/8 | VPLFC20-15W[6][7]-1/8J[9] | |
| | | | ø4 | VPLFC20-15W[6][7]-4J[9] | | | | ø5/32 | VPLFC20-15W[6][7]-5/32J[9] | |
| | | | ø6 | VPLFC20-15W[6][7]-6J[9] | | | | ø1/4 | VPLFC20-15W[6][7]-1/4J[9] | |
| | | 20 | ø3 | VPLFC20-20W[6][7]-3J[9] | | | 20 | ø1/8 | VPLFC20-20W[6][7]-1/8J[9] | |
| | | | ø4 | VPLFC20-20W[6][7]-4J[9] | | | | ø5/32 | VPLFC20-20W[6][7]-5/32J[9] | |
| | | | ø6 | VPLFC20-20W[6][7]-6J[9] | | | | ø1/4 | VPLFC20-20W[6][7]-1/4J[9] | |
| | ø30 | 5 | ø3 | VPLFC30-5W[6][7]-3J[9] | | ø30 | 5 | ø1/8 | VPLFC30-5W[6][7]-1/8J[9] | |
| | | | ø4 | VPLFC30-5W[6][7]-4J[9] | | | | ø5/32 | VPLFC30-5W[6][7]-5/32J[9] | |
| | | | ø6 | VPLFC30-5W[6][7]-6J[9] | | | | ø1/4 | VPLFC30-5W[6][7]-1/4J[9] | |
| | | 10 | ø3 | VPLFC30-10W[6][7]-3J[9] | | | 10 | ø1/8 | VPLFC30-10W[6][7]-1/8J[9] | |
| | | | ø4 | VPLFC30-10W[6][7]-4J[9] | | | | ø5/32 | VPLFC30-10W[6][7]-5/32J[9] | |
| | | | ø6 | VPLFC30-10W[6][7]-6J[9] | | | | ø1/4 | VPLFC30-10W[6][7]-1/4J[9] | |
| | | 15 | ø3 | VPLFC30-15W[6][7]-3J[9] | | | 15 | ø1/8 | VPLFC30-15W[6][7]-1/8J[9] | |
| | | | ø4 | VPLFC30-15W[6][7]-4J[9] | | | | ø5/32 | VPLFC30-15W[6][7]-5/32J[9] | |
| | | | ø6 | VPLFC30-15W[6][7]-6J[9] | | | | ø1/4 | VPLFC30-15W[6][7]-1/4J[9] | |
| | | 20 | ø3 | VPLFC30-20W[6][7]-3J[9] | | | 20 | ø1/8 | VPLFC30-20W[6][7]-1/8J[9] | |
| | | | ø4 | VPLFC30-20W[6][7]-4J[9] | | | | ø5/32 | VPLFC30-20W[6][7]-5/32J[9] | |
| | | | ø6 | VPLFC30-20W[6][7]-6J[9] | | | | ø1/4 | VPLFC30-20W[6][7]-1/4J[9] | |
| | ø40 | 5 | ø3 | VPLFC40-5W[6][7]-3J[9] | | ø40 | 5 | ø1/8 | VPLFC40-5W[6][7]-1/8J[9] | |
| | | | ø4 | VPLFC40-5W[6][7]-4J[9] | | | | ø5/32 | VPLFC40-5W[6][7]-5/32J[9] | |
| | | | ø6 | VPLFC40-5W[6][7]-6J[9] | | | | ø1/4 | VPLFC40-5W[6][7]-1/4J[9] | |
| | | 10 | ø3 | VPLFC40-10W[6][7]-3J[9] | | | 10 | ø1/8 | VPLFC40-10W[6][7]-1/8J[9] | |
| | | | ø4 | VPLFC40-10W[6][7]-4J[9] | | | | ø5/32 | VPLFC40-10W[6][7]-5/32J[9] | |
| | | | ø6 | VPLFC40-10W[6][7]-6J[9] | | | | ø1/4 | VPLFC40-10W[6][7]-1/4J[9] | |
| | | 15 | ø3 | VPLFC40-15W[6][7]-3J[9] | | | 15 | ø1/8 | VPLFC40-15W[6][7]-1/8J[9] | |
| | | | ø4 | VPLFC40-15W[6][7]-4J[9] | | | | ø5/32 | VPLFC40-15W[6][7]-5/32J[9] | |
| | | | ø6 | VPLFC40-15W[6][7]-6J[9] | | | | ø1/4 | VPLFC40-15W[6][7]-1/4J[9] | |
| | | 20 | ø3 | VPLFC40-20W[6][7]-3J[9] | | | 20 | ø1/8 | VPLFC40-20W[6][7]-1/8J[9] | |
| | | | ø4 | VPLFC40-20W[6][7]-4J[9] | | | | ø5/32 | VPLFC40-20W[6][7]-5/32J[9] | |
| | | | ø6 | VPLFC40-20W[6][7]-6J[9] | | | | ø1/4 | VPLFC40-20W[6][7]-1/4J[9] | |
| | ø50 | 5 | ø3 | VPLFC50-5W[6][7]-3J[9] | | ø50 | 5 | ø1/8 | VPLFC50-5W[6][7]-1/8J[9] | |
| | | | ø4 | VPLFC50-5W[6][7]-4J[9] | | | | ø5/32 | VPLFC50-5W[6][7]-5/32J[9] | |
| | | | ø6 | VPLFC50-5W[6][7]-6J[9] | | | | ø1/4 | VPLFC50-5W[6][7]-1/4J[9] | |
| | | 10 | ø3 | VPLFC50-10W[6][7]-3J[9] | | | 10 | ø1/8 | VPLFC50-10W[6][7]-1/8J[9] | |
| | | | ø4 | VPLFC50-10W[6][7]-4J[9] | | | | ø5/32 | VPLFC50-10W[6][7]-5/32J[9] | |
| | | | ø6 | VPLFC50-10W[6][7]-6J[9] | | | | ø1/4 | VPLFC50-10W[6][7]-1/4J[9] | |
| | | 15 | ø3 | VPLFC50-15W[6][7]-3J[9] | | | 15 | ø1/8 | VPLFC50-15W[6][7]-1/8J[9] | |
| | | | ø4 | VPLFC50-15W[6][7]-4J[9] | | | | ø5/32 | VPLFC50-15W[6][7]-5/32J[9] | |
| | | | ø6 | VPLFC50-15W[6][7]-6J[9] | | | | ø1/4 | VPLFC50-15W[6][7]-1/4J[9] | |
| | | 20 | ø3 | VPLFC50-20W[6][7]-3J[9] | | | 20 | ø1/8 | VPLFC50-20W[6][7]-1/8J[9] | |
| | | | ø4 | VPLFC50-20W[6][7]-4J[9] | | | | ø5/32 | VPLFC50-20W[6][7]-5/32J[9] | |
| | | | ø6 | VPLFC50-20W[6][7]-6J[9] | | | | ø1/4 | VPLFC50-20W[6][7]-1/4J[9] | |

VPLFC

Pad dia.
ø20 mm
to
ø50 mm

Notes
*Barb fitting type holders are also selectable. Contact us for the details.

Packaging specifications
1 pc. /bag

Options
[7] : Surface treatment (DLC. coating, Reformed surface, and Fluoro-coating)
[9] : -SF1/4 ⇒ Spring load 1/4

Optional items ⇒ P.584 | Surface treatment | Fall Prevention Valve | Swivel Joint | Filter





# Vacuum Pad Multi-bellows Type

RoHS2 (2011/65/EU+EU2015/863) compliant

| Holder type | Pad dia. (mm) | Stroke (mm) | Male thread size | Model code | Connection config.code |
|---|---|---|---|---|---|
| Spring type, Top port, Female thread, Low dust emission | ø6 | 2 | M5×0.8 | VPLFC6-2W[6][7]-M5[*1] | T8 |
| | | 5 | M5×0.8 | VPLFC6-5W[6][7]-M5[9][*1] | |
| | | 10 | M5×0.8 | VPLFC6-10W[6][7]-M5[9][*1] | |
| | | 15 | M5×0.8 | VPLFC6-15W[6][7]-M5[9][*1] | |
| | | 20 | M5×0.8 | VPLFC6-20W[6][7]-M5[9][*1] | |
| | ø8 | 2 | M5×0.8 | VPLFC8-2W[6][7]-M5[*1] | |
| | | 5 | M5×0.8 | VPLFC8-5W[6][7]-M5[9][*1] | |
| | | 10 | M5×0.8 | VPLFC8-10W[6][7]-M5[9][*1] | |
| | | 15 | M5×0.8 | VPLFC8-15W[6][7]-M5[9][*1] | |
| | | 20 | M5×0.8 | VPLFC8-20W[6][7]-M5[9][*1] | |
| | ø10 | 2 | M5×0.8 | VPLFC10-2W[6][7]-M5[*2] | M4 |
| | | 5 | M5×0.8 | VPLFC10-5W[6][7]-M5[9][*2] | |
| | | 10 | M5×0.8 | VPLFC10-10W[6][7]-M5[9][*2] | |
| | | 15 | M5×0.8 | VPLFC10-15W[6][7]-M5[9][*2] | |
| | | 20 | M5×0.8 | VPLFC10-20W[6][7]-M5[9][*2] | |
| | ø20 | 5 | M6×1 | VPLFC20-5W[6][7]-M6[9] | M6 |
| | | 10 | M6×1 | VPLFC20-10W[6][7]-M6[9] | |
| | | 15 | M6×1 | VPLFC20-15W[6][7]-M6[9] | |
| | | 20 | M6×1 | VPLFC20-20W[6][7]-M6[9] | |
| | ø30 | 5 | M6×1 | VPLFC30-5W[6][7]-M6[9] | |
| | | 10 | M6×1 | VPLFC30-10W[6][7]-M6[9] | |
| | | 15 | M6×1 | VPLFC30-15W[6][7]-M6[9] | |
| | | 20 | M6×1 | VPLFC30-20W[6][7]-M6[9] | |
| | ø40 | 5 | M6×1 | VPLFC40-5W[6][7]-M6[9] | |
| | | 10 | M6×1 | VPLFC40-10W[6][7]-M6[9] | |
| | | 15 | M6×1 | VPLFC40-15W[6][7]-M6[9] | |
| | | 20 | M6×1 | VPLFC40-20W[6][7]-M6[9] | |
| | ø50 | 5 | M6×1 | VPLFC50-5W[6][7]-M6[9] | |
| | | 10 | M6×1 | VPLFC50-10W[6][7]-M6[9] | |
| | | 15 | M6×1 | VPLFC50-15W[6][7]-M6[9] | |
| | | 20 | M6×1 | VPLFC50-20W[6][7]-M6[9] | |

VPLFC

Notes
*1. Extra soft silicone (YS2/YS4) and Urethane (U) are not available.
*2. Extra soft silicone (YS2/YS4) is available only when Fluoro-coating treatment is selected.

Packaging specifications
1 pc. /bag

Options
[7] : Surface treatment (DLC. coating, Reformed surface, and Fluoro-coating)
[9] : -SF1/4 ⇒ Spring load 1/4

Optional items ⇒ P.584 | Surface treatment | Fall Prevention Valve | Swivel Joint | Filter

RoHS2 (2011/65/EU+EU2015/863) compliant

| Holder type | Pad dia. (mm) | Tube O.D. (mm) | Model code | 13 : -S3 -S3 spec. | Connection config.code | Pad dia. (mm) | Tube O.D. (inch) | Model code | 13 : -S3 -S3 spec | Connection config.code |
|---|---|---|---|---|---|---|---|---|---|---|
| Spring type, Side port, Push-in fitting, Mini VPMD | ø6 | ø3 | VPMD6-2W6 7-3J[2] | — | T8 | ø6 | ø1/8 | VPMD6-2W6 7-1/4J 13[2] | ○ | T8 |
| | | ø4 | VPMD6-2W6 7-4J 13[2] | ○ | | | ø5/32 | VPMD6-2W6 7-5/32J 13[2] | ○ | |
| | ø8 | ø3 | VPMD8-2W6 7-3J[2] | — | | ø8 | ø1/8 | VPMD8-2W6 7-1/4J 13[2] | ○ | |
| | | ø4 | VPMD8-2W6 7-4J 13[2] | ○ | | | ø5/32 | VPMD8-2W6 7-5/32J 13[2] | ○ | |
| | ø10 | ø3 | VPMD10-4W6 7-3J[3] | — | M4 | ø10 | ø1/8 | VPMD10-4W6 7-1/4J[3] | — | M4 |
| | | ø4 | VPMD10-4W6 7-4J 13[3] | ○ | | | ø5/32 | VPMD10-4W6 7-5/32J 13[3] | ○ | |
| | | ø6 | VPMD10-4W6 7-6J 13[3] | ○ | | | ø1/4 | VPMD10-4W6 7-1/4J[3] | — | |
| | ø20 | ø3 | VPMD20-4W6 7-3J | — | M6 | ø20 | ø1/8 | VPMD20-4W6 7-1/4J | — | M6 |
| | | ø4 | VPMD20-4W6 7-4J 13 | ○ | | | ø5/32 | VPMD20-4W6 7-5/32J 13 | ○ | |
| | | ø6 | VPMD20-4W6 7-6J 13 | ○ | | | ø1/4 | VPMD20-4W6 7-1/4J | — | |
| | ø30 | ø3 | VPMD30-4W6 7-3J | — | | ø30 | ø1/8 | VPMD30-4W6 7-1/4J | — | |
| | | ø4 | VPMD30-4W6 7-4J 13 | ○ | | | ø5/32 | VPMD30-4W6 7-5/32J 13 | ○ | |
| | | ø6 | VPMD30-4W6 7-6J 13 | ○ | | | ø1/4 | VPMD30-4W6 7-1/4J | — | |
| | ø40 | ø3 | VPMD40-4W6 7-3J | — | | ø40 | ø1/8 | VPMD40-4W6 7-1/4J | — | |
| | | ø4 | VPMD40-4W6 7-4J 13 | ○ | | | ø5/32 | VPMD40-4W6 7-5/32J 13 | ○ | |
| | | ø6 | VPMD40-4W6 7-6J 13 | ○ | | | ø1/4 | VPMD40-4W6 7-1/4J | — | |
| Pad dia.ø8mm or smaller Stroke 2mm | ø50 | ø3 | VPMD50-4W6 7-3J | — | | ø50 | ø1/8 | VPMD50-4W6 7-1/4J | — | |
| Pad dia.ø10mm or larger Stroke 4mm | | ø4 | VPMD50-4W6 7-4J 13 | ○ | | | ø5/32 | VPMD50-4W6 7-5/32J 13 | ○ | |
| | | ø6 | VPMD50-4W6 7-6J 13 | ○ | | | ø1/4 | VPMD50-4W6 7-1/4J | — | |

| Holder type | Pad dia. (mm) | Male thread size | Model code | 13 : -S3 -S3 spec. | Connection config.code |
|---|---|---|---|---|---|
| Spring type, Side port, Female thread, Mini VPMD | ø6 | M3×0.5 | VPMD6-2W6 7-M3 13[2] | ○ | T8 |
| | ø8 | M3×0.5 | VPMD8-2W6 7-M3 13[2] | ○ | |
| | ø10 | M5×0.8 | VPMD10-4W6 7-M5 13[2] | ○ | M4 |
| | ø20 | M5×0.8 | VPMD20-4W6 7-M5 13 | ○ | M6 |
| | ø30 | M5×0.8 | VPMD30-4W6 7-M5 13 | ○ | |
| | ø40 | M5×0.8 | VPMD40-4W6 7-M5 13 | ○ | |
| | ø50 | M5×0.8 | VPMD50-4W6 7-M5 13 | ○ | |

Pad dia. ø8mm or smaller Stroke 2mm
ø10mm or larger Stroke 4mm

Notes
*1. Holders are also available in Push-in fitting type for tube O.D. of 1.8 mm and 2 mm, and barb fitting type. Contact us for the details.
*2. Extra soft silicone (YS2/YS4) and Urethane (U) are not available.
*3. Extra soft silicone (YS2/YS4) is available only when Fluoro-coating treatment is selected.

CAD data is available at PISCO website.

Packaging specifications
1 pc. /bag

Options
7 : Surface treatment (DLC. coating, Reformed surface, and Fluoro-coating)
13 : -S3 ⇒ -S3 spec. (○ in the lists: Available)
*1. For "-S3 spec.", the release ring color is dark blue, and the gasket material is FKM+SUS316.
*2. For inch size push-in fitting, the release ring color is white even for "-S3 spec."

Optional items ⇒ P.584 | Surface treatment | Fall Prevention Valve | Swivel Joint | Filter





# Vacuum Pad Multi-bellows Type

RoHS2 (2011/65/EU+EU2015/863) compliant

| Holder type | Pad dia. (mm) | Stroke (mm) | Tube O.D. (mm) | Model code | 13 : -S3 -S3 spec | Connection config.code | Pad dia. (mm) | Stroke (mm) | Tube O.D. (inch) | Model code | 13 : -S3 -S3 spec | Connection config.code |
|---|---|---|---|---|---|---|---|---|---|---|---|---|
| Spring type, Side port, Push-in fitting, Standard VPD | ø6 | 3 | ø3 | VPD6-3W6 7-3J 9[2] | — | T8 | ø6 | 3 | ø1/8 | VPD6-3W6 7-1/4J 9[2] | — | T8 |
| | | | ø4 | VPD6-3W6 7-4J 9 13[2] | ○ | | | | ø5/32 | VPD6-3W6 7-5/32J 9 13[2] | ○ | |
| | | | ø6 | VPD6-3W6 7-6J 9 13[2] | ○ | | | | ø1/4 | VPD6-3W6 7-1/4J 9[2] | — | |
| | | 10 | ø3 | VPD6-10W6 7-3J 9[2] | — | | | 10 | ø1/8 | VPD6-10W6 7-1/4J 9[2] | — | |
| | | | ø4 | VPD6-10W6 7-4J 9[2] | — | | | | ø5/32 | VPD6-10W6 7-5/32J 9[2] | — | |
| | | | ø6 | VPD6-10W6 7-6J 9[2] | — | | | | ø1/4 | VPD6-10W6 7-1/4J 9[2] | — | |
| | | 15 | ø3 | VPD6-15W6 7-3J 9[2] | — | | | 15 | ø1/8 | VPD6-15W6 7-1/4J 9[2] | — | |
| | | | ø4 | VPD6-15W6 7-4J 9[2] | — | | | | ø5/32 | VPD6-15W6 7-5/32J 9[2] | — | |
| | | | ø6 | VPD6-15W6 7-6J 9[2] | — | | | | ø1/4 | VPD6-15W6 7-1/4J 9[2] | — | |
| | | 20 | ø3 | VPD6-20W6 7-3J 9[2] | — | | | 20 | ø1/8 | VPD6-20W6 7-1/4J 9[2] | — | |
| | | | ø4 | VPD6-20W6 7-4J 9[2] | — | | | | ø5/32 | VPD6-20W6 7-5/32J 9[2] | — | |
| | | | ø6 | VPD6-20W6 7-6J 9[2] | — | | | | ø1/4 | VPD6-20W6 7-1/4J 9[2] | — | |
| Pad dia. ø6 mm to ø10 mm | ø8 | 3 | ø3 | VPD8-3W6 7-3J 9[2] | — | | ø8 | 3 | ø1/8 | VPD8-3W6 7-1/4J 9[2] | — | |
| | | | ø4 | VPD8-3W6 7-4J 9 13[2] | ○ | | | | ø5/32 | VPD8-3W6 7-5/32J 9 13[2] | ○ | |
| | | | ø6 | VPD8-3W6 7-6J 9 13[2] | ○ | | | | ø1/4 | VPD8-3W6 7-1/4J 9[2] | — | |
| | | 10 | ø3 | VPD8-10W6 7-3J 9[2] | — | | | 10 | ø1/8 | VPD8-10W6 7-1/4J 9[2] | — | |
| | | | ø4 | VPD8-10W6 7-4J 9[2] | — | | | | ø5/32 | VPD8-10W6 7-5/32J 9[2] | — | |
| | | | ø6 | VPD8-10W6 7-6J 9[2] | — | | | | ø1/4 | VPD8-10W6 7-1/4J 9[2] | — | |
| | | 15 | ø3 | VPD8-15W6 7-3J 9[2] | — | | | 15 | ø1/8 | VPD8-15W6 7-1/4J 9[2] | — | |
| | | | ø4 | VPD8-15W6 7-4J 9[2] | — | | | | ø5/32 | VPD8-15W6 7-5/32J 9[2] | — | |
| | | | ø6 | VPD8-15W6 7-6J 9[2] | — | | | | ø1/4 | VPD8-15W6 7-1/4J 9[2] | — | |
| | | 20 | ø3 | VPD8-20W6 7-3J 9[2] | — | | | 20 | ø1/8 | VPD8-20W6 7-1/4J 9[2] | — | |
| | | | ø4 | VPD8-20W6 7-4J 9[2] | — | | | | ø5/32 | VPD8-20W6 7-5/32J 9[2] | — | |
| | | | ø6 | VPD8-20W6 7-6J 9[2] | — | | | | ø1/4 | VPD8-20W6 7-1/4J 9[2] | — | |
| | ø10 | 6 | ø3 | VPD10-6W6 7-3J 9[3] | — | M4 | ø10 | 6 | ø1/8 | VPD10-6W6 7-1/4J 9[3] | — | M4 |
| | | | ø4 | VPD10-6W6 7-4J 9 13[3] | ○ | | | | ø5/32 | VPD10-6W6 7-5/32J 9 13[3] | ○ | |
| | | | ø6 | VPD10-6W6 7-6J 9 13[3] | ○ | | | | ø1/4 | VPD10-6W6 7-1/4J 9[3] | — | |
| | | 10 | ø3 | VPD10-10W6 7-3J 9[3] | — | | | 10 | ø1/8 | VPD10-10W6 7-1/4J 9[3] | — | |
| | | | ø4 | VPD10-10W6 7-4J 9[3] | — | | | | ø5/32 | VPD10-10W6 7-5/32J 9[3] | — | |
| | | | ø6 | VPD10-10W6 7-6J 9[3] | — | | | | ø1/4 | VPD10-10W6 7-1/4J 9[3] | — | |
| | | 15 | ø3 | VPD10-15W6 7-3J 9[3] | — | | | 15 | ø1/8 | VPD10-15W6 7-1/4J 9[3] | — | |
| | | | ø4 | VPD10-15W6 7-4J 9[3] | — | | | | ø5/32 | VPD10-15W6 7-5/32J 9[3] | — | |
| | | | ø6 | VPD10-15W6 7-6J 9[3] | — | | | | ø1/4 | VPD10-15W6 7-1/4J 9[3] | — | |
| | | 20 | ø3 | VPD10-20W6 7-3J 9[3] | — | | | 20 | ø1/8 | VPD10-20W6 7-1/4J 9[3] | — | |
| | | | ø4 | VPD10-20W6 7-4J 9[3] | — | | | | ø5/32 | VPD10-20W6 7-5/32J 9[3] | — | |
| | | | ø6 | VPD10-20W6 7-6J 9[3] | — | | | | ø1/4 | VPD10-20W6 7-1/4J 9[3] | — | |

Notes
*1. Holders are also available in Push-in fitting type (limited to pad dia. 8 mm or smaller) for tube O.D. of 1.8 mm and 2 mm, and barb fitting type. Contact us for the details.
*2. Extra soft silicone (YS2/YS4) and Urethane (U) are not available.
*3. Extra soft silicone (YS2/YS4) is available only when Fluoro-coating treatment is selected.

CAD data is available at PISCO website.

Packaging specifications
1 pc. /bag

Options
7 : Surface treatment (DLC. coating, Reformed surface, and Fluoro-coating)
9 : -DC ⇒ Holder with dust catcher
13 : -S3 ⇒ -S3 spec. (○ in the lists: Available)
*1. For "-S3 spec.", the release ring color is dark blue, and the gasket material is FKM+SUS316.
*2. For inch size push-in fitting, the release ring color is white even for "-S3 spec."

Optional items ⇒ P.584 | Surface treatment | Dust Catcher (VPD) | Fall Prevention Valve | Swivel Joint | Filter

RoHS2 (2011/65/EU+EU2015/863) compliant

| Holder type | Pad dia. (mm) | Stroke (mm) | Tube O.D. (mm) | Model code | 13 : -S3 -S3 spec | Connection config.code | Pad dia. (mm) | Stroke (mm) | Tube O.D. (inch) | Model code | 13 : -S3 -S3 spec | Connection config.code |
|---|---|---|---|---|---|---|---|---|---|---|---|---|
| Spring type, Side port, Push-in fitting, Standard VPD Pad dia. ø20 mm to ø50 mm | ø20 | 6 | ø3 | VPD20-6W[6][7]-3J[9] | — | M6 | ø20 | 6 | ø1/8 | VPD20-6W[6][7]-1/8J[9] | — | M6 |
| | | | ø4 | VPD20-6W[6][7]-4J[9][13] | ○ | | | | ø5/32 | VPD20-6W[6][7]-5/32J[9][13] | ○ | |
| | | | ø6 | VPD20-6W[6][7]-6J[9][13] | ○ | | | | ø1/4 | VPD20-6W[6][7]-1/4J[9] | — | |
| | | 10 | ø3 | VPD20-10W[6][7]-3J[9] | — | | | 10 | ø1/8 | VPD20-10W[6][7]-1/8J[9] | — | |
| | | | ø4 | VPD20-10W[6][7]-4J[9] | — | | | | ø5/32 | VPD20-10W[6][7]-5/32J[9] | — | |
| | | | ø6 | VPD20-10W[6][7]-6J[9] | — | | | | ø1/4 | VPD20-10W[6][7]-1/4J[9] | — | |
| | | 15 | ø3 | VPD20-15W[6][7]-3J[9] | — | | | 15 | ø1/8 | VPD20-15W[6][7]-1/8J[9] | — | |
| | | | ø4 | VPD20-15W[6][7]-4J[9] | — | | | | ø5/32 | VPD20-15W[6][7]-5/32J[9] | — | |
| | | | ø6 | VPD20-15W[6][7]-6J[9] | — | | | | ø1/4 | VPD20-15W[6][7]-1/4J[9] | — | |
| | | 20 | ø3 | VPD20-20W[6][7]-3J[9] | — | | | 20 | ø1/8 | VPD20-20W[6][7]-1/8J[9] | — | |
| | | | ø4 | VPD20-20W[6][7]-4J[9] | — | | | | ø5/32 | VPD20-20W[6][7]-5/32J[9] | — | |
| | | | ø6 | VPD20-20W[6][7]-6J[9] | — | | | | ø1/4 | VPD20-20W[6][7]-1/4J[9] | — | |
| | ø30 | 6 | ø3 | VPD30-6W[6][7]-3J[9] | — | | ø30 | 6 | ø1/8 | VPD30-6W[6][7]-1/8J[9] | — | |
| | | | ø4 | VPD30-6W[6][7]-4J[9][13] | ○ | | | | ø5/32 | VPD30-6W[6][7]-5/32J[9][13] | ○ | |
| | | | ø6 | VPD30-6W[6][7]-6J[9][13] | ○ | | | | ø1/4 | VPD30-6W[6][7]-1/4J[9] | — | |
| | | 10 | ø3 | VPD30-10W[6][7]-3J[9] | — | | | 10 | ø1/8 | VPD30-10W[6][7]-1/8J[9] | — | |
| | | | ø4 | VPD30-10W[6][7]-4J[9] | — | | | | ø5/32 | VPD30-10W[6][7]-5/32J[9] | — | |
| | | | ø6 | VPD30-10W[6][7]-6J[9] | — | | | | ø1/4 | VPD30-10W[6][7]-1/4J[9] | — | |
| | | 15 | ø3 | VPD30-15W[6][7]-3J[9] | — | | | 15 | ø1/8 | VPD30-15W[6][7]-1/8J[9] | — | |
| | | | ø4 | VPD30-15W[6][7]-4J[9] | — | | | | ø5/32 | VPD30-15W[6][7]-5/32J[9] | — | |
| | | | ø6 | VPD30-15W[6][7]-6J[9] | — | | | | ø1/4 | VPD30-15W[6][7]-1/4J[9] | — | |
| | | 20 | ø3 | VPD30-20W[6][7]-3J[9] | — | | | 20 | ø1/8 | VPD30-20W[6][7]-1/8J[9] | — | |
| | | | ø4 | VPD30-20W[6][7]-4J[9] | — | | | | ø5/32 | VPD30-20W[6][7]-5/32J[9] | — | |
| | | | ø6 | VPD30-20W[6][7]-6J[9] | — | | | | ø1/4 | VPD30-20W[6][7]-1/4J[9] | — | |
| | ø40 | 6 | ø3 | VPD40-6W[6][7]-3J[9] | — | | ø40 | 6 | ø1/8 | VPD40-6W[6][7]-1/8J[9] | — | |
| | | | ø4 | VPD40-6W[6][7]-4J[9][13] | ○ | | | | ø5/32 | VPD40-6W[6][7]-5/32J[9][13] | ○ | |
| | | | ø6 | VPD40-6W[6][7]-6J[9][13] | ○ | | | | ø1/4 | VPD40-6W[6][7]-1/4J[9] | — | |
| | | 10 | ø3 | VPD40-10W[6][7]-3J[9] | — | | | 10 | ø1/8 | VPD40-10W[6][7]-1/8J[9] | — | |
| | | | ø4 | VPD40-10W[6][7]-4J[9] | — | | | | ø5/32 | VPD40-10W[6][7]-5/32J[9] | — | |
| | | | ø6 | VPD40-10W[6][7]-6J[9] | — | | | | ø1/4 | VPD40-10W[6][7]-1/4J[9] | — | |
| | | 15 | ø3 | VPD40-15W[6][7]-3J[9] | — | | | 15 | ø1/8 | VPD40-15W[6][7]-1/8J[9] | — | |
| | | | ø4 | VPD40-15W[6][7]-4J[9] | — | | | | ø5/32 | VPD40-15W[6][7]-5/32J[9] | — | |
| | | | ø6 | VPD40-15W[6][7]-6J[9] | — | | | | ø1/4 | VPD40-15W[6][7]-1/4J[9] | — | |
| | | 20 | ø3 | VPD40-20W[6][7]-3J[9] | — | | | 20 | ø1/8 | VPD40-20W[6][7]-1/8J[9] | — | |
| | | | ø4 | VPD40-20W[6][7]-4J[9] | — | | | | ø5/32 | VPD40-20W[6][7]-5/32J[9] | — | |
| | | | ø6 | VPD40-20W[6][7]-6J[9] | — | | | | ø1/4 | VPD40-20W[6][7]-1/4J[9] | — | |
| | ø50 | 6 | ø3 | VPD50-6W[6][7]-3J[9] | — | | ø50 | 6 | ø1/8 | VPD50-6W[6][7]-1/8J[9] | — | |
| | | | ø4 | VPD50-6W[6][7]-4J[9][13] | ○ | | | | ø5/32 | VPD50-6W[6][7]-5/32J[9][13] | ○ | |
| | | | ø6 | VPD50-6W[6][7]-6J[9][13] | ○ | | | | ø1/4 | VPD50-6W[6][7]-1/4J[9] | — | |
| | | 10 | ø3 | VPD50-10W[6][7]-3J[9] | — | | | 10 | ø1/8 | VPD50-10W[6][7]-1/8J[9] | — | |
| | | | ø4 | VPD50-10W[6][7]-4J[9] | — | | | | ø5/32 | VPD50-10W[6][7]-5/32J[9] | — | |
| | | | ø6 | VPD50-10W[6][7]-6J[9] | — | | | | ø1/4 | VPD50-10W[6][7]-1/4J[9] | — | |
| | | 15 | ø3 | VPD50-15W[6][7]-3J[9] | — | | | 15 | ø1/8 | VPD50-15W[6][7]-1/8J[9] | — | |
| | | | ø4 | VPD50-15W[6][7]-4J[9] | — | | | | ø5/32 | VPD50-15W[6][7]-5/32J[9] | — | |
| | | | ø6 | VPD50-15W[6][7]-6J[9] | — | | | | ø1/4 | VPD50-15W[6][7]-1/4J[9] | — | |
| | | 20 | ø3 | VPD50-20W[6][7]-3J[9] | — | | | 20 | ø1/8 | VPD50-20W[6][7]-1/8J[9] | — | |
| | | | ø4 | VPD50-20W[6][7]-4J[9] | — | | | | ø5/32 | VPD50-20W[6][7]-5/32J[9] | — | |
| | | | ø6 | VPD50-20W[6][7]-6J[9] | — | | | | ø1/4 | VPD50-20W[6][7]-1/4J[9] | — | |

Notes
*Barb fitting type holders are also selectable. Contact us for the details.

CAD data is available at PISCO website.

Packaging specifications
1 pc. /bag

Options
[7] : Surface treatment (DLC. coating, Reformed surface, and Fluoro-coating)
[9] : -DC ⇒ Holder with dust catcher
[13] : -S3 ⇒ -S3 spec. (○ in the lists: Available)
*1. For "-S3 spec.", the release ring color is dark blue, and the gasket material is FKM+SUS316.
*2. For inch size push-in fitting, the release ring color is white even for "-S3 spec."

Optional items ⇒ P.584 | Surface treatment | Dust Catcher (VPD) | Fall Prevention Valve | Swivel Joint | Filter



# Vacuum Pad Multi-bellows Type

RoHS2 (2011/65/EU+EU2015/863) compliant

| Holder type | Pad dia. (mm) | Stroke (mm) | Male thread size | Model code | 13 : -S3 -S3 spec | Connection config.code |
|---|---|---|---|---|---|---|
| Spring type, Side port, Female thread, Standard VPD | ø6 | 3 | M5×0.8 | VPD6-3W[6][7]-M5[9][13][1] | ○ | T8 |
| | | 10 | | VPD6-10W[6][7]-M5[9][1] | — | |
| | | 15 | | VPD6-15W[6][7]-M5[9][1] | — | |
| | | 20 | | VPD6-20W[6][7]-M5[9][1] | — | |
| | ø8 | 3 | M5×0.8 | VPD8-3W[6][7]-M5[9][13][1] | ○ | |
| | | 10 | | VPD8-10W[6][7]-M5[9][1] | — | |
| | | 15 | | VPD8-15W[6][7]-M5[9][1] | — | |
| | | 20 | | VPD8-20W[6][7]-M5[9][1] | — | |
| | ø10 | 6 | M6×1 | VPD10-6W[6][7]-M6[9][13][2] | ○ | M4 |
| | | 10 | | VPD10-10W[6][7]-M6[9][2] | — | |
| | | 15 | | VPD10-15W[6][7]-M6[9][2] | — | |
| | | 20 | | VPD10-20W[6][7]-M6[9][2] | — | |
| | ø20 | 6 | M6×1 | VPD20-6W[6][7]-M6[9][13] | ○ | M6 |
| | | 10 | | VPD20-10W[6][7]-M6[9] | — | |
| | | 15 | | VPD20-15W[6][7]-M6[9] | — | |
| | | 20 | | VPD20-20W[6][7]-M6[9] | — | |
| | ø30 | 6 | M6×1 | VPD30-6W[6][7]-M6[9][13] | ○ | |
| | | 10 | | VPD30-10W[6][7]-M6[9] | — | |
| | | 15 | | VPD30-15W[6][7]-M6[9] | — | |
| | | 20 | | VPD30-20W[6][7]-M6[9] | — | |
| | ø40 | 6 | M6×1 | VPD40-6W[6][7]-M6[9][13] | ○ | |
| | | 10 | | VPD40-10W[6][7]-M6[9] | — | |
| | | 15 | | VPD40-15W[6][7]-M6[9] | — | |
| | | 20 | | VPD40-20W[6][7]-M6[9] | — | |
| | ø50 | 6 | M6×1 | VPD50-6W[6][7]-M6[9][13] | ○ | |
| | | 10 | | VPD50-10W[6][7]-M6[9] | — | |
| | | 15 | | VPD50-15W[6][7]-M6[9] | — | |
| | | 20 | | VPD50-20W[6][7]-M6[9] | — | |

Notes
*1. Extra soft silicone (YS2/YS4) and Urethane (U) are not available.
*2. Extra soft silicone (YS2/YS4) is available only when Fluoro-coating treatment is selected.

CAD data is available at PISCO website.

Packaging specifications
1 pc. /bag

Options
[7] : Surface treatment (DLC. coating, Reformed surface, and Fluoro-coating)
[9] : -DC ⇒ Holder with dust catcher
[13] : -S3 ⇒ -S3 spec. (○ in the lists: Available)
*1. For "-S3 spec.", the release ring color is dark blue, and the gasket material is FKM+SUS316.
*2. For inch size push-in fitting, the release ring color is white even for "-S3 spec."

Optional items ⇒ P.584 | Surface treatment | Dust Catcher (VPD) | Fall Prevention Valve | Swivel Joint | Filter

RoHS2 (2011/65/EU+EU2015/863) compliant

| Holder type | Pad dia. (mm) | Stroke (mm) | Tube O.D. (mm) | Model code | Connection config.code | Pad dia. (mm) | Stroke (mm) | Tube O.D. (inch) | Model code | Connection config.code |
|---|---|---|---|---|---|---|---|---|---|---|
| Spring type, Side port, Push-in fitting, No cover VPOD | ø6 | 20 | ø3 | VPOD6-20W6 7-3J*2 | T8 | ø6 | 20 | ø1/8 | VPOD6-20W6 7-1/8J*2 | T8 |
| | | | ø4 | VPOD6-20W6 7-4J*2 | | | | ø5/32 | VPOD6-20W6 7-5/32J*2 | |
| | | | ø6 | VPOD6-20W6 7-6J*2 | | | | ø1/4 | VPOD6-20W6 7-1/4J*2 | |
| | | 30 | ø3 | VPOD6-30W6 7-3J*2 | | | 30 | ø1/8 | VPOD6-30W6 7-1/8J*2 | |
| | | | ø4 | VPOD6-30W6 7-4J*2 | | | | ø5/32 | VPOD6-30W6 7-5/32J*2 | |
| | | | ø6 | VPOD6-30W6 7-6J*2 | | | | ø1/4 | VPOD6-30W6 7-1/4J*2 | |
| | | 40 | ø3 | VPOD6-40W6 7-3J*2 | | | 40 | ø1/8 | VPOD6-40W6 7-1/8J*2 | |
| | | | ø4 | VPOD6-40W6 7-4J*2 | | | | ø5/32 | VPOD6-40W6 7-5/32J*2 | |
| | | | ø6 | VPOD6-40W6 7-6J*2 | | | | ø1/4 | VPOD6-40W6 7-1/4J*2 | |
| | | 50 | ø3 | VPOD6-50W6 7-3J*2 | | | 50 | ø1/8 | VPOD6-50W6 7-1/8J*2 | |
| | | | ø4 | VPOD6-50W6 7-4J*2 | | | | ø5/32 | VPOD6-50W6 7-5/32J*2 | |
| | | | ø6 | VPOD6-50W6 7-6J*2 | | | | ø1/4 | VPOD6-50W6 7-1/4J*2 | |
| | ø8 | 20 | ø3 | VPOD8-20W6 7-3J*2 | | ø8 | 20 | ø1/8 | VPOD8-20W6 7-1/8J*2 | |
| | | | ø4 | VPOD8-20W6 7-4J*2 | | | | ø5/32 | VPOD8-20W6 7-5/32J*2 | |
| | | | ø6 | VPOD8-20W6 7-6J*2 | | | | ø1/4 | VPOD8-20W6 7-1/4J*2 | |
| | | 30 | ø3 | VPOD8-30W6 7-3J*2 | | | 30 | ø1/8 | VPOD8-30W6 7-1/8J*2 | |
| | | | ø4 | VPOD8-30W6 7-4J*2 | | | | ø5/32 | VPOD8-30W6 7-5/32J*2 | |
| | | | ø6 | VPOD8-30W6 7-6J*2 | | | | ø1/4 | VPOD8-30W6 7-1/4J*2 | |
| | | 40 | ø3 | VPOD8-40W6 7-3J*2 | | | 40 | ø1/8 | VPOD8-40W6 7-1/8J*2 | |
| | | | ø4 | VPOD8-40W6 7-4J*2 | | | | ø5/32 | VPOD8-40W6 7-5/32J*2 | |
| | | | ø6 | VPOD8-40W6 7-6J*2 | | | | ø1/4 | VPOD8-40W6 7-1/4J*2 | |
| | | 50 | ø3 | VPOD8-50W6 7-3J*2 | | | 50 | ø1/8 | VPOD8-50W6 7-1/8J*2 | |
| | | | ø4 | VPOD8-50W6 7-4J*2 | | | | ø5/32 | VPOD8-50W6 7-5/32J*2 | |
| | | | ø6 | VPOD8-50W6 7-6J*2 | | | | ø1/4 | VPOD8-50W6 7-1/4J*2 | |
| | ø10 | 20 | ø3 | VPOD10-20W6 7-3J*3 | M4 | ø10 | 20 | ø1/8 | VPOD10-20W6 7-1/8J*3 | M4 |
| | | | ø4 | VPOD10-20W6 7-4J*3 | | | | ø5/32 | VPOD10-20W6 7-5/32J*3 | |
| | | | ø6 | VPOD10-20W6 7-6J*3 | | | | ø1/4 | VPOD10-20W6 7-1/4J*3 | |
| | | 30 | ø3 | VPOD10-30W6 7-3J*3 | | | 30 | ø1/8 | VPOD10-30W6 7-1/8J*3 | |
| | | | ø4 | VPOD10-30W6 7-4J*3 | | | | ø5/32 | VPOD10-30W6 7-5/32J*3 | |
| | | | ø6 | VPOD10-30W6 7-6J*3 | | | | ø1/4 | VPOD10-30W6 7-1/4J*3 | |
| | | 40 | ø3 | VPOD10-40W6 7-3J*3 | | | 40 | ø1/8 | VPOD10-40W6 7-1/8J*3 | |
| | | | ø4 | VPOD10-40W6 7-4J*3 | | | | ø5/32 | VPOD10-40W6 7-5/32J*3 | |
| | | | ø6 | VPOD10-40W6 7-6J*3 | | | | ø1/4 | VPOD10-40W6 7-1/4J*3 | |
| | | 50 | ø3 | VPOD10-50W6 7-3J*3 | | | 50 | ø1/8 | VPOD10-50W6 7-1/8J*3 | |
| | | | ø4 | VPOD10-50W6 7-4J*3 | | | | ø5/32 | VPOD10-50W6 7-5/32J*3 | |
| | | | ø6 | VPOD10-50W6 7-6J*3 | | | | ø1/4 | VPOD10-50W6 7-1/4J*3 | |

Pad dia. ø6 mm to ø10 mm

Notes
*1. Barb fitting type holders are also selectable. Contact us for the details.
*2. Extra soft silicone (YS2/YS4) and Urethane (U) are not available.
*3. Extra soft silicone (YS2/YS4) is available only when Fluoro-coating treatment is selected.

Packaging specifications
1 pc. /bag

Options
7 : Surface treatment (DLC. coating, Reformed surface, and Fluoro-coating)

Optional items ⇒ P.584 | Surface treatment | Fall Prevention Valve | Swivel Joint | Filter



# Vacuum Pad Multi-bellows Type

RoHS2 (2011/65/EU+EU2015/863) compliant

| Holder type | Pad dia. (mm) | Stroke (mm) | Tube O.D. (mm) | Model code | Connection config.code | Pad dia. (mm) | Stroke (mm) | Tube O.D. (inch) | Model code | Connection config.code |
|---|---|---|---|---|---|---|---|---|---|---|
| Spring type, Side port, Push-in fitting, No cover VPOD | ø20 | 20 | ø3 | VPOD20-20W6 7-3J | M6 | ø20 | 20 | ø1/8 | VPOD20-20W6 7-1/8J | M6 |
| | | | ø4 | VPOD20-20W6 7-4J | | | | ø5/32 | VPOD20-20W6 7-5/32J | |
| | | | ø6 | VPOD20-20W6 7-6J | | | | ø1/4 | VPOD20-20W6 7-1/4J | |
| | | 30 | ø3 | VPOD20-30W6 7-3J | | | 30 | ø1/8 | VPOD20-30W6 7-1/8J | |
| | | | ø4 | VPOD20-30W6 7-4J | | | | ø5/32 | VPOD20-30W6 7-5/32J | |
| | | | ø6 | VPOD20-30W6 7-6J | | | | ø1/4 | VPOD20-30W6 7-1/4J | |
| | | 40 | ø3 | VPOD20-40W6 7-3J | | | 40 | ø1/8 | VPOD20-40W6 7-1/8J | |
| | | | ø4 | VPOD20-40W6 7-4J | | | | ø5/32 | VPOD20-40W6 7-5/32J | |
| | | | ø6 | VPOD20-40W6 7-6J | | | | ø1/4 | VPOD20-40W6 7-1/4J | |
| | | 50 | ø3 | VPOD20-50W6 7-3J | | | 50 | ø1/8 | VPOD20-50W6 7-1/8J | |
| | | | ø4 | VPOD20-50W6 7-4J | | | | ø5/32 | VPOD20-50W6 7-5/32J | |
| | | | ø6 | VPOD20-50W6 7-6J | | | | ø1/4 | VPOD20-50W6 7-1/4J | |
| | ø30 | 20 | ø3 | VPOD30-20W6 7-3J | | ø30 | 20 | ø1/8 | VPOD30-20W6 7-1/8J | |
| | | | ø4 | VPOD30-20W6 7-4J | | | | ø5/32 | VPOD30-20W6 7-5/32J | |
| | | | ø6 | VPOD30-20W6 7-6J | | | | ø1/4 | VPOD30-20W6 7-1/4J | |
| | | 30 | ø3 | VPOD30-30W6 7-3J | | | 30 | ø1/8 | VPOD30-30W6 7-1/8J | |
| | | | ø4 | VPOD30-30W6 7-4J | | | | ø5/32 | VPOD30-30W6 7-5/32J | |
| | | | ø6 | VPOD30-30W6 7-6J | | | | ø1/4 | VPOD30-30W6 7-1/4J | |
| | | 40 | ø3 | VPOD30-40W6 7-3J | | | 40 | ø1/8 | VPOD30-40W6 7-1/8J | |
| | | | ø4 | VPOD30-40W6 7-4J | | | | ø5/32 | VPOD30-40W6 7-5/32J | |
| | | | ø6 | VPOD30-40W6 7-6J | | | | ø1/4 | VPOD30-40W6 7-1/4J | |
| | | 50 | ø3 | VPOD30-50W6 7-3J | | | 50 | ø1/8 | VPOD30-50W6 7-1/8J | |
| | | | ø4 | VPOD30-50W6 7-4J | | | | ø5/32 | VPOD30-50W6 7-5/32J | |
| | | | ø6 | VPOD30-50W6 7-6J | | | | ø1/4 | VPOD30-50W6 7-1/4J | |
| | ø40 | 20 | ø3 | VPOD40-20W6 7-3J | | ø40 | 20 | ø1/8 | VPOD40-20W6 7-1/8J | |
| | | | ø4 | VPOD40-20W6 7-4J | | | | ø5/32 | VPOD40-20W6 7-5/32J | |
| | | | ø6 | VPOD40-20W6 7-6J | | | | ø1/4 | VPOD40-20W6 7-1/4J | |
| | | 30 | ø3 | VPOD40-30W6 7-3J | | | 30 | ø1/8 | VPOD40-30W6 7-1/8J | |
| | | | ø4 | VPOD40-30W6 7-4J | | | | ø5/32 | VPOD40-30W6 7-5/32J | |
| | | | ø6 | VPOD40-30W6 7-6J | | | | ø1/4 | VPOD40-30W6 7-1/4J | |
| | | 40 | ø3 | VPOD40-40W6 7-3J | | | 40 | ø1/8 | VPOD40-40W6 7-1/8J | |
| | | | ø4 | VPOD40-40W6 7-4J | | | | ø5/32 | VPOD40-40W6 7-5/32J | |
| | | | ø6 | VPOD40-40W6 7-6J | | | | ø1/4 | VPOD40-40W6 7-1/4J | |
| | | 50 | ø3 | VPOD40-50W6 7-3J | | | 50 | ø1/8 | VPOD40-50W6 7-1/8J | |
| | | | ø4 | VPOD40-50W6 7-4J | | | | ø5/32 | VPOD40-50W6 7-5/32J | |
| | | | ø6 | VPOD40-50W6 7-6J | | | | ø1/4 | VPOD40-50W6 7-1/4J | |
| | ø50 | 20 | ø3 | VPOD50-20W6 7-3J | | ø50 | 20 | ø1/8 | VPOD50-20W6 7-1/8J | |
| | | | ø4 | VPOD50-20W6 7-4J | | | | ø5/32 | VPOD50-20W6 7-5/32J | |
| | | | ø6 | VPOD50-20W6 7-6J | | | | ø1/4 | VPOD50-20W6 7-1/4J | |
| | | 30 | ø3 | VPOD50-30W6 7-3J | | | 30 | ø1/8 | VPOD50-30W6 7-1/8J | |
| | | | ø4 | VPOD50-30W6 7-4J | | | | ø5/32 | VPOD50-30W6 7-5/32J | |
| | | | ø6 | VPOD50-30W6 7-6J | | | | ø1/4 | VPOD50-30W6 7-1/4J | |
| | | 40 | ø3 | VPOD50-40W6 7-3J | | | 40 | ø1/8 | VPOD50-40W6 7-1/8J | |
| | | | ø4 | VPOD50-40W6 7-4J | | | | ø5/32 | VPOD50-40W6 7-5/32J | |
| | | | ø6 | VPOD50-40W6 7-6J | | | | ø1/4 | VPOD50-40W6 7-1/4J | |
| | | 50 | ø3 | VPOD50-50W6 7-3J | | | 50 | ø1/8 | VPOD50-50W6 7-1/8J | |
| | | | ø4 | VPOD50-50W6 7-4J | | | | ø5/32 | VPOD50-50W6 7-5/32J | |
| | | | ø6 | VPOD50-50W6 7-6J | | | | ø1/4 | VPOD50-50W6 7-1/4J | |

Pad dia. ø20 mm to ø50 mm

Notes
*1. Barb fitting type holders are also selectable. Contact us for the details.
*2. Extra soft silicone (YS2/YS4) and Urethane (U) are not available.
*3. Extra soft silicone (YS2/YS4) is available only when Fluoro-coating treatment is selected.

CAD data is available at PISCO website.

Packaging specifications
1 pc. /bag

Options
7 : Surface treatment (DLC. coating, Reformed surface, and Fluoro-coating)

Optional items ⇒ P.584 | Surface treatment | Fall Prevention Valve | Swivel Joint | Filter

RoHS2 (2011/65/EU+EU2015/863) compliant

| Holder type | Pad dia. (mm) | Stroke (mm) | Male thread size | Model code | Connection config.code |
|---|---|---|---|---|---|
| Spring type, Side port, Female thread, No cover VPOD | ø6 | 20 | M6×1 | VPOD6-20W[6][7]-M6[2] | T8 |
| | | 30 | | VPOD6-30W[6][7]-M6[2] | |
| | | 40 | | VPOD6-40W[6][7]-M6[2] | |
| | | 50 | | VPOD6-50W[6][7]-M6[2] | |
| | ø8 | 20 | M6×1 | VPOD8-20W[6][7]-M6[2] | |
| | | 30 | | VPOD8-30W[6][7]-M6[2] | |
| | | 40 | | VPOD8-40W[6][7]-M6[2] | |
| | | 50 | | VPOD8-50W[6][7]-M6[2] | |
| | ø10 | 20 | M6×1 | VPOD10-20W[6][7]-M6[2] | M4 |
| | | 30 | | VPOD10-30W[6][7]-M6[2] | |
| | | 40 | | VPOD10-40W[6][7]-M6[2] | |
| | | 50 | | VPOD10-50W[6][7]-M6[2] | |
| | ø20 | 20 | M6×1 | VPOD20-20W[6][7]-M6 | M6 |
| | | 30 | | VPOD20-30W[6][7]-M6 | |
| | | 40 | | VPOD20-40W[6][7]-M6 | |
| | | 50 | | VPOD20-50W[6][7]-M6 | |
| | ø30 | 20 | M6×1 | VPOD30-20W[6][7]-M6 | |
| | | 30 | | VPOD30-30W[6][7]-M6 | |
| | | 40 | | VPOD30-40W[6][7]-M6 | |
| | | 50 | | VPOD30-50W[6][7]-M6 | |
| | ø40 | 20 | M6×1 | VPOD40-20W[6][7]-M6 | |
| | | 30 | | VPOD40-30W[6][7]-M6 | |
| | | 40 | | VPOD40-40W[6][7]-M6 | |
| | | 50 | | VPOD40-50W[6][7]-M6 | |
| | ø50 | 20 | M6×1 | VPOD50-20W[6][7]-M6 | |
| | | 30 | | VPOD50-30W[6][7]-M6 | |
| | | 40 | | VPOD50-40W[6][7]-M6 | |
| | | 50 | | VPOD50-50W[6][7]-M6 | |

| Holder type | Pad dia. (mm) | Stroke (mm) | Tube O.D. (mm) | Model code | Connection config.code | Pad dia. (mm) | Stroke (mm) | Tube O.D. (inch) | Model code | Connection config.code |
|---|---|---|---|---|---|---|---|---|---|---|
| Spring type, Side port, Push-in fitting, Low dust emission VPLFD | ø6 | 5 | ø3 | VPLFD6-5W[6][7]-3J[2] | T8 | ø6 | 5 | ø1/8 | VPLFD6-5W[6][7]-1/4J[2] | T8 |
| | | | ø4 | VPLFD6-5W[6][7]-4J[2] | | | | ø5/32 | VPLFD6-5W[6][7]-5/32J[2] | |
| | | 10 | ø3 | VPLFD6-10W[6][7]-3J[2] | | | 10 | ø1/8 | VPLFD6-10W[6][7]-1/4J[2] | |
| | | | ø4 | VPLFD6-10W[6][7]-4J[2] | | | | ø5/32 | VPLFD6-10W[6][7]-5/32J[2] | |
| | | 15 | ø3 | VPLFD6-15W[6][7]-3J[2] | | | 15 | ø1/8 | VPLFD6-15W[6][7]-1/4J[2] | |
| | | | ø4 | VPLFD6-15W[6][7]-4J[2] | | | | ø5/32 | VPLFD6-15W[6][7]-5/32J[2] | |
| | | 20 | ø3 | VPLFD6-20W[6][7]-3J[2] | | | 20 | ø1/8 | VPLFD6-20W[6][7]-1/4J[2] | |
| | | | ø4 | VPLFD6-20W[6][7]-4J[2] | | | | ø5/32 | VPLFD6-20W[6][7]-5/32J[2] | |
| | ø8 | 5 | ø3 | VPLFD8-5W[6][7]-3J[2] | | ø8 | 5 | ø1/8 | VPLFD8-5W[6][7]-1/4J[2] | |
| | | | ø4 | VPLFD8-5W[6][7]-4J[2] | | | | ø5/32 | VPLFD8-5W[6][7]-5/32J[2] | |
| | | 10 | ø3 | VPLFD8-10W[6][7]-3J[2] | | | 10 | ø1/8 | VPLFD8-10W[6][7]-1/4J[2] | |
| | | | ø4 | VPLFD8-10W[6][7]-4J[2] | | | | ø5/32 | VPLFD8-10W[6][7]-5/32J[2] | |
| | | 15 | ø3 | VPLFD8-15W[6][7]-3J[2] | | | 15 | ø1/8 | VPLFD8-15W[6][7]-1/4J[2] | |
| | | | ø4 | VPLFD8-15W[6][7]-4J[2] | | | | ø5/32 | VPLFD8-15W[6][7]-5/32J[2] | |
| | | 20 | ø3 | VPLFD8-20W[6][7]-3J[2] | | | 20 | ø1/8 | VPLFD8-20W[6][7]-1/4J[2] | |
| | | | ø4 | VPLFD8-20W[6][7]-4J[2] | | | | ø5/32 | VPLFD8-20W[6][7]-5/32J[2] | |
| | ø10 | 5 | ø3 | VPLFD10-5W[6][7]-3J[3] | M4 | ø10 | 5 | ø1/8 | VPLFD10-5W[6][7]-1/4J[3] | M4 |
| | | | ø4 | VPLFD10-5W[6][7]-4J[3] | | | | ø5/32 | VPLFD10-5W[6][7]-5/32J[3] | |
| | | 10 | ø3 | VPLFD10-10W[6][7]-3J[3] | | | 10 | ø1/8 | VPLFD10-10W[6][7]-1/4J[3] | |
| | | | ø4 | VPLFD10-10W[6][7]-4J[3] | | | | ø5/32 | VPLFD10-10W[6][7]-5/32J[3] | |
| | | 15 | ø3 | VPLFD10-15W[6][7]-3J[3] | | | 15 | ø1/8 | VPLFD10-15W[6][7]-1/4J[3] | |
| | | | ø4 | VPLFD10-15W[6][7]-4J[3] | | | | ø5/32 | VPLFD10-15W[6][7]-5/32J[3] | |
| | | 20 | ø3 | VPLFD10-20W[6][7]-3J[3] | | | 20 | ø1/8 | VPLFD10-20W[6][7]-1/4J[3] | |
| | | | ø4 | VPLFD10-20W[6][7]-4J[3] | | | | ø5/32 | VPLFD10-20W[6][7]-5/32J[3] | |



# Vacuum Pad Multi-bellows Type

RoHS2 (2011/65/EU+EU2015/863) compliant

| Holder type | Pad dia. (mm) | Stroke (mm) | Tube O.D. (mm) | Model code | Connection config.code | Pad dia. (mm) | Stroke (mm) | Tube O.D. (inch) | Model code | Connection config.code |
|---|---|---|---|---|---|---|---|---|---|---|
| Spring type, Side port, Push-in fitting, Low dust emission VPLFD | ø20 | 5 | ø3 | VPLFD20-5W[6][7]-3J | M6 | ø20 | 5 | ø1/8 | VPLFD20-5W[6][7]-1/4J | M6 |
| | | | ø4 | VPLFD20-5W[6][7]-4J | | | | ø5/32 | VPLFD20-5W[6][7]-5/32J | |
| | | | ø6 | VPLFD20-5W[6][7]-6J | | | | ø1/4 | VPLFD20-5W[6][7]-1/4J | |
| | | 10 | ø3 | VPLFD20-10W[6][7]-3J | | | 10 | ø1/8 | VPLFD20-10W[6][7]-1/4J | |
| | | | ø4 | VPLFD20-10W[6][7]-4J | | | | ø5/32 | VPLFD20-10W[6][7]-5/32J | |
| | | | ø6 | VPLFD20-10W[6][7]-6J | | | | ø1/4 | VPLFD20-10W[6][7]-1/4J | |
| | | 15 | ø3 | VPLFD20-15W[6][7]-3J | | | 15 | ø1/8 | VPLFD20-15W[6][7]-1/4J | |
| | | | ø4 | VPLFD20-15W[6][7]-4J | | | | ø5/32 | VPLFD20-15W[6][7]-5/32J | |
| | | | ø6 | VPLFD20-15W[6][7]-6J | | | | ø1/4 | VPLFD20-15W[6][7]-1/4J | |
| | | 20 | ø3 | VPLFD20-20W[6][7]-3J | | | 20 | ø1/8 | VPLFD20-20W[6][7]-1/4J | |
| | | | ø4 | VPLFD20-20W[6][7]-4J | | | | ø5/32 | VPLFD20-20W[6][7]-5/32J | |
| | | | ø6 | VPLFD20-20W[6][7]-6J | | | | ø1/4 | VPLFD20-20W[6][7]-1/4J | |
| | ø30 | 5 | ø3 | VPLFD30-5W[6][7]-3J | | ø30 | 5 | ø1/8 | VPLFD30-5W[6][7]-1/4J | |
| | | | ø4 | VPLFD30-5W[6][7]-4J | | | | ø5/32 | VPLFD30-5W[6][7]-5/32J | |
| | | | ø6 | VPLFD30-5W[6][7]-6J | | | | ø1/4 | VPLFD30-5W[6][7]-1/4J | |
| | | 10 | ø3 | VPLFD30-10W[6][7]-3J | | | 10 | ø1/8 | VPLFD30-10W[6][7]-1/4J | |
| | | | ø4 | VPLFD30-10W[6][7]-4J | | | | ø5/32 | VPLFD30-10W[6][7]-5/32J | |
| | | | ø6 | VPLFD30-10W[6][7]-6J | | | | ø1/4 | VPLFD30-10W[6][7]-1/4J | |
| | | 15 | ø3 | VPLFD30-15W[6][7]-3J | | | 15 | ø1/8 | VPLFD30-15W[6][7]-1/4J | |
| | | | ø4 | VPLFD30-15W[6][7]-4J | | | | ø5/32 | VPLFD30-15W[6][7]-5/32J | |
| | | | ø6 | VPLFD30-15W[6][7]-6J | | | | ø1/4 | VPLFD30-15W[6][7]-1/4J | |
| | | 20 | ø3 | VPLFD30-20W[6][7]-3J | | | 20 | ø1/8 | VPLFD30-20W[6][7]-1/4J | |
| | | | ø4 | VPLFD30-20W[6][7]-4J | | | | ø5/32 | VPLFD30-20W[6][7]-5/32J | |
| | | | ø6 | VPLFD30-20W[6][7]-6J | | | | ø1/4 | VPLFD30-20W[6][7]-1/4J | |
| | ø40 | 5 | ø3 | VPLFD40-5W[6][7]-3J | | ø40 | 5 | ø1/8 | VPLFD40-5W[6][7]-1/4J | |
| | | | ø4 | VPLFD40-5W[6][7]-4J | | | | ø5/32 | VPLFD40-5W[6][7]-5/32J | |
| | | | ø6 | VPLFD40-5W[6][7]-6J | | | | ø1/4 | VPLFD40-5W[6][7]-1/4J | |
| | | 10 | ø3 | VPLFD40-10W[6][7]-3J | | | 10 | ø1/8 | VPLFD40-10W[6][7]-1/4J | |
| | | | ø4 | VPLFD40-10W[6][7]-4J | | | | ø5/32 | VPLFD40-10W[6][7]-5/32J | |
| | | | ø6 | VPLFD40-10W[6][7]-6J | | | | ø1/4 | VPLFD40-10W[6][7]-1/4J | |
| | | 15 | ø3 | VPLFD40-15W[6][7]-3J | | | 15 | ø1/8 | VPLFD40-15W[6][7]-1/4J | |
| | | | ø4 | VPLFD40-15W[6][7]-4J | | | | ø5/32 | VPLFD40-15W[6][7]-5/32J | |
| | | | ø6 | VPLFD40-15W[6][7]-6J | | | | ø1/4 | VPLFD40-15W[6][7]-1/4J | |
| | | 20 | ø3 | VPLFD40-20W[6][7]-3J | | | 20 | ø1/8 | VPLFD40-20W[6][7]-1/4J | |
| | | | ø4 | VPLFD40-20W[6][7]-4J | | | | ø5/32 | VPLFD40-20W[6][7]-5/32J | |
| | | | ø6 | VPLFD40-20W[6][7]-6J | | | | ø1/4 | VPLFD40-20W[6][7]-1/4J | |
| | ø50 | 5 | ø3 | VPLFD50-5W[6][7]-3J | | ø50 | 5 | ø1/8 | VPLFD50-5W[6][7]-1/4J | |
| | | | ø4 | VPLFD50-5W[6][7]-4J | | | | ø5/32 | VPLFD50-5W[6][7]-5/32J | |
| | | | ø6 | VPLFD50-5W[6][7]-6J | | | | ø1/4 | VPLFD50-5W[6][7]-1/4J | |
| | | 10 | ø3 | VPLFD50-10W[6][7]-3J | | | 10 | ø1/8 | VPLFD50-10W[6][7]-1/4J | |
| | | | ø4 | VPLFD50-10W[6][7]-4J | | | | ø5/32 | VPLFD50-10W[6][7]-5/32J | |
| | | | ø6 | VPLFD50-10W[6][7]-6J | | | | ø1/4 | VPLFD50-10W[6][7]-1/4J | |
| | | 15 | ø3 | VPLFD50-15W[6][7]-3J | | | 15 | ø1/8 | VPLFD50-15W[6][7]-1/4J | |
| | | | ø4 | VPLFD50-15W[6][7]-4J | | | | ø5/32 | VPLFD50-15W[6][7]-5/32J | |
| | | | ø6 | VPLFD50-15W[6][7]-6J | | | | ø1/4 | VPLFD50-15W[6][7]-1/4J | |
| | | 20 | ø3 | VPLFD50-20W[6][7]-3J | | | 20 | ø1/8 | VPLFD50-20W[6][7]-1/4J | |
| | | | ø4 | VPLFD50-20W[6][7]-4J | | | | ø5/32 | VPLFD50-20W[6][7]-5/32J | |
| | | | ø6 | VPLFD50-20W[6][7]-6J | | | | ø1/4 | VPLFD50-20W[6][7]-1/4J | |

Notes
*1. VPLFD holders are also selectable in barb fitting type. Contact us for the details.
*2. Extra soft silicone (YS2/YS4) and Urethane (U) are not available.
*3. Extra soft silicone (YS2/YS4) is available only when Fluoro-coating treatment is selected.

Packaging specifications
1 pc. /bag

Options
[7] : Surface treatment (DLC. coating, Reformed surface, and Fluoro-coating)
[9] : -DC ⇒ Holder with dust catcher
[13] : -S3 ⇒ -S3 spec. (○ in the lists: Available)
*1. For "-S3 spec.", the release ring color is dark blue, and the gasket material is FKM+SUS316.
*2. For inch size push-in fitting, the release ring color is white even for "-S3 spec."

Optional items ⇒ P.584
Surface treatment
Dust Catcher (VPF)
Fall Prevention Valve
Swivel Joint
Filter

RoHS2 (2011/65/EU+EU2015/863) compliant

| Holder type | Pad dia. (mm) | Stroke (mm) | Male thread size | Model code | Connection config.code |
|---|---|---|---|---|---|
| Spring type, Side port, Female thread, Low dust emission VPLFD | ø6 | 5 | M5×0.8 | VPLFD6-5W[6][7]-M5[*2] | T8 |
| | | 10 | M5×0.8 | VPLFD6-10W[6][7]-M5[*2] | |
| | | 15 | M5×0.8 | VPLFD6-15W[6][7]-M5[*2] | |
| | | 20 | M5×0.8 | VPLFD6-20W[6][7]-M5[*2] | |
| | ø8 | 5 | M5×0.8 | VPLFD8-5W[6][7]-M5[*2] | |
| | | 10 | M5×0.8 | VPLFD8-10W[6][7]-M5[*2] | |
| | | 15 | M5×0.8 | VPLFD8-15W[6][7]-M5[*2] | |
| | | 20 | M5×0.8 | VPLFD8-20W[6][7]-M5[*2] | |
| | ø10 | 5 | M5×0.8 | VPLFD10-5W[6][7]-M5[*3] | M4 |
| | | 10 | M5×0.8 | VPLFD10-10W[6][7]-M5[*3] | |
| | | 15 | M5×0.8 | VPLFD10-15W[6][7]-M5[*3] | |
| | | 20 | M5×0.8 | VPLFD10-20W[6][7]-M5[*3] | |
| | ø20 | 5 | M6×1 | VPLFD20-5W[6][7]-M6 | M6 |
| | | 10 | M6×1 | VPLFD20-10W[6][7]-M6 | |
| | | 15 | M6×1 | VPLFD20-15W[6][7]-M6 | |
| | | 20 | M6×1 | VPLFD20-20W[6][7]-M6 | |
| | ø30 | 5 | M6×1 | VPLFD30-5W[6][7]-M6 | |
| | | 10 | M6×1 | VPLFD30-10W[6][7]-M6 | |
| | | 15 | M6×1 | VPLFD30-15W[6][7]-M6 | |
| | | 20 | M6×1 | VPLFD30-20W[6][7]-M6 | |
| | ø40 | 5 | M6×1 | VPLFD40-5W[6][7]-M6 | |
| | | 10 | M6×1 | VPLFD40-10W[6][7]-M6 | |
| | | 15 | M6×1 | VPLFD40-15W[6][7]-M6 | |
| | | 20 | M6×1 | VPLFD40-20W[6][7]-M6 | |
| | ø50 | 5 | M6×1 | VPLFD50-5W[6][7]-M6 | |
| | | 10 | M6×1 | VPLFD50-10W[6][7]-M6 | |
| | | 15 | M6×1 | VPLFD50-15W[6][7]-M6 | |
| | | 20 | M6×1 | VPLFD50-20W[6][7]-M6 | |

| Holder type | Pad dia. (mm) | Female thread size | Model code | [13] : -S3 -S3 spec | Connection config.code |
|---|---|---|---|---|---|
| Fixed type, Direct mount, Mini VPME | ø6 | M5×0.8 | VPME6W[6][7]-M5[13][*2] | ○ | T8 |
| | ø8 | M5×0.8 | VPME8W[6][7]-M5[13][*2] | ○ | |

| Holder type | Pad dia. (mm) | Female thread size | Model code | [13] : -S3 -S3 spec | Connection config.code |
|---|---|---|---|---|---|
| Fixed type, Direct mount, Standard VPE | ø6 | M5×0.8 | VPE6W[6][7]-M5[13][*2] | ○ | T8 |
| | ø8 | M5×0.8 | VPE8W[6][7]-M5[13][*2] | ○ | |

VPE holders are available with metric male/female threads, taper pipe threads, parallel pipe threads and NPT threads. See Pad holder only (page 399) for variations.

*Pads with the same configuration code as the holder can be connected. [See Pad rubber only (page 380)].

**Applicable Screws**

Metric male thread: M5, M8, M10, M12, M14
Metric female thread: M5, M8
Taper pipe thread: R1/8, R1/4, R3/8, R1/2
Parallel pipe thread: G1/8, G1/4, G3/8, G1/2
NPT thread: NPT1/4, NPT3/8, NPT1/2

| Holder type | Pad dia. (mm) | Female thread size | Model code | [13] : -S3 -S3 spec | Connection config.code |
|---|---|---|---|---|---|
| Spring type, Direct mount VPF Stroke 5.8mm | ø6 | M10×1 | VPF6W[6][7][9][13][*2] | ○ | T8 |
| | ø8 | M10×1 | VPF8W[6][7][9][13][*2] | ○ | |
| | ø10 | M14×1 | VPF10W[6][7][9][13][*3] | ○ | M4 |
| | ø20 | M14×1 | VPF20W[6][7][9][13] | ○ | M6 |
| | ø30 | M14×1 | VPF30W[6][7][9][13] | ○ | |
| | ø40 | M14×1 | VPF40W[6][7][9][13] | ○ | |
| | ø50 | M14×1 | VPF50W[6][7][9][13] | ○ | |





# Vacuum Pad Multi-bellows Type

## Optional items (○: Available)

### [7] Pad surface treatment (Suction mark-free)

| Pad dia. (mm) | [7] Surface treatment code -DL DLC. coating | -ER Reformed surface | -FG Fluoro-coating (S) | -FG Fluoro-coating (YS2, YS4) | Connection config.code |
|---|---|---|---|---|---|
| ø6 | — | ○ | ○ | — | T8 |
| ø8 | — | ○ | ○ | — | |
| ø10 | ○ | ○ | ○ | (*) | M4 |
| ø20 | ○ | ○ | ○ | ○ | M6 |
| ø30 | — | ○ | ○ | ○ | |
| ø40 | — | ○ | ○ | ○ | |
| ø50 | — | ○ | ○ | ○ | |
| Material | S, F | N, NE | S, YS2, YS4 | | |

*For Extra soft silicone pads, dia. 10 mm can be selected only when Fluoro-coating treatment is selected.

Characteristics of surface treatment ▶P.370

### [9] Dust Catcher: -DC

| Optional | Connection config.code | -S3 spec. |
|---|---|---|
| Dust Catcher (-DC) | T8 | ○ |
| | M4 | ○ |
| | M6 | ○ |

Holder type: VPSC, VPC, VPD, VPF

*VPSC holder is available only for configuration code: T8.

Characteristics of Dust Catcher ▶P.371

### [10] Fall Prevention Valve: -ECV

| Optional | Connection config.code | Model code |
|---|---|---|
| Fall Prevention Valve (-ECV) | M4 | ECVM4-FM4 |
| | T8 | ECVM5-FM5(*) |
| | M6 | ECVM6-FM6 |

*Limited to M5 threads of VPME and VPE holders.

Characteristics of Fall Prevention Valve ▶P.722

### [11] Swivel Joint: -FH, -FHH, -CFH

| Optional | Swivel angle | Connection config.code | Model code |
|---|---|---|---|
| Ball Swivel Joint (-FH) (-FHH) | 30° (-FH) | M4 | FH10 |
| | | M6 | FH20 |
| | 15° (-FHH) | M4 | FH10-15 |
| | | M6 | FH20-15 |

Characteristics of Ball Swivel Joint ▶P.724

| Optional | Connection config.code | -S3 spec. | Model code (*[1]) |
|---|---|---|---|
| Flexible Swing Joint (-CFH) | M4 | ○ | CFHM4-FM4 |
| | T8 | ○ | CFHM5-FM5(*[2]) |
| | M6 | ○ | CFHM6-FM6 |

*1. When ordering a Flexible Swing Joint alone, please enter "-S3" at the end of the model code for -S3 specification.
*2. Limited to M5 threads of VPME and VPE holders.

Characteristics of Flexible Swing Joint ▶P.725

### [12] Filter: -F15, -F30

| Optional | Filter area | Connection config.code | Model code |
|---|---|---|---|
| Pad Direct Mounting Filter (-F15) (-F30) | 1.7cm² (-F15) | M4 | VFF15-M4 |
| | | M6 | VFF15-M6 |
| | 7cm² (-F30) | M6 | VFF30-M6 |

Characteristics of Filter ▶P.726

See the page 560 for the model designation including optional items.

## Replacement parts (○: -S3 spec. is available)

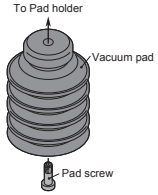


| Pad screw Model code | 13 : -S3 -S3 spec | Applicable pad dia. (mm) | Connection config. code |
|---|---|---|---|
| VPM46-6 13 | ○ | ø10 | M4 |
| VPM610-8 13 | ○ | ø20 | |
| VPM612-10 13 | ○ | ø30 | M6 |
| VPM610-15 13 | ○ | ø40, ø50 | |

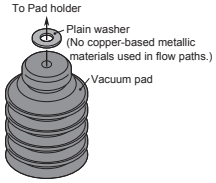


| Plain washer Model code | Applicable pad dia. (mm) | Connection config. code |
|---|---|---|
| HW8.4×15.5×1.6 | ø20, ø30 | M6 |
| HW8.5×22×1.6 | ø40, ø50 | |

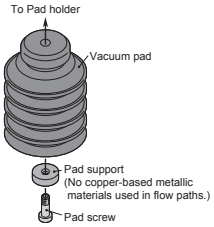


| Pad support Model code | Applicable pad dia. (mm) | Connection config. code |
|---|---|---|
| VPW40 | ø40 | M6 |
| VPW50 | ø50 | |

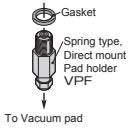


| Gasket Model code | Applicable pad dia. (mm) | Connection config. code |
|---|---|---|
| VPFG10 | ø10 to ø50 | M4<br>M6 |

## Rearrangement parts (○: -S3 spec. is available)

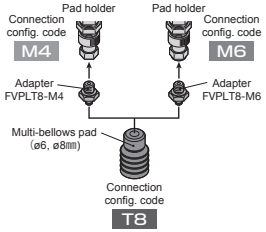


| Model code of Adapter for pad connection type conversion | 13 : -S3 -S3 spec | Applicable pad dia. (mm) | Connection config. code Before → After |
|---|---|---|---|
| FVPLT8-M4 13 | ○ | ø6 , ø8 | T8 ▶ M4 |
| FVPLT8-M6 13 | ○ | | T8 ▶ M6 |

*1. These adapters are used to mount 6 to 8 mm dia. Multi-bellows pads on a holder with M4 or M6 configuration code.
*2. Gasket for adapter is equipped with an Adapter.

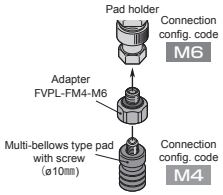


| Model code of Adapter for pad connection type conversion | 13 : -S3 -S3 spec | Applicable pad dia. (mm) | Connection config. code Before → After |
|---|---|---|---|
| FVPL-FM4-M6 13 | ○ | ø10 | M4 ▶ M6 |

*1. This adapter is used to mount a pad & screw set with M4 configuration code on a pad holder with M6 configuration code.
*2. Gasket for adapter is equipped with an Adapter.

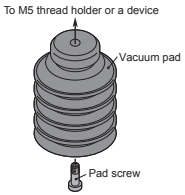


| Pad screw Model code | 13 : -S3 -S3 spec | Applicable pad dia. (mm) |
|---|---|---|
| VPM56-7 13 | ○ | ø10 |
| VPM510-8 13 | ○ | ø20 |
| VPM512-9 13 | ○ | ø30 |
| VPM510-13 13 | ○ | ø40, ø50 |

# Structure of Vacuum pad Series

## 1. PISCO's Vacuum pad series consists of the combination of vacuum pads and holders.

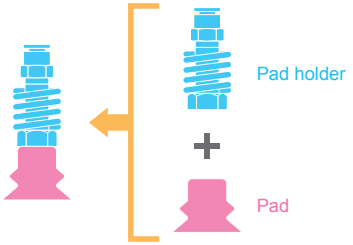


## 2. Vacuum pad and pad holder have a specific connection type depending on the size and shape.

| | Insert type (Direct connection) | Mount type (Direct connection) | Screw type (Connection with screw) |
|---|---|---|---|
| Pad connection type | 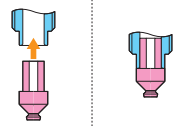 | | 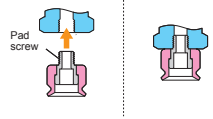  |
| Connection configuration code | H3 | T4 T8<br>T15 T40 (Exclusive to soft type & soft bellows type vacuum pads)<br>PB8 PB15 (Exclusive to Vacuum pad for packaging bag)<br>E10 E20 (Exclusive to Oval type vacuum pad) | M4 M6 M10 M20<br>G1 G2 G3 G4 |

*As shown in above drawings, Vacuum pad and pad holder are connected with a screw or a rim.

## 3. Any Vacuum pad and pad holder can be connected, as long as their connection configuration codes are same.

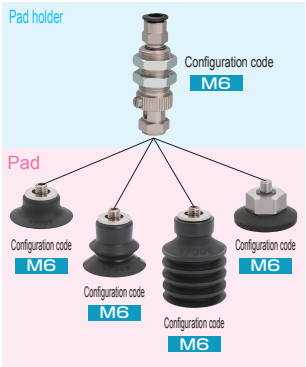


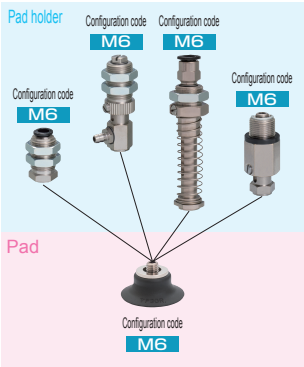





If you have purchased a pad and holder set but want to install a different pad or replace the holder with a different one...
→Please check the connection configuration code of your pad or pad holder and select the one that matches the configuration code.





## 4. Please refer to the below chart for the "Connection Configuration Code".

*Configuration codes are also listed on the page of model code list for each product.

### Connection configuration code list (Holder)

●Common holder

| | | Fixed type | | Spring type | | | | |
|---|---|---|---|---|---|---|---|---|
| | | Mini | Standard | Mini | Slim | Standard | No cover | Low dust emission |
| Top port | Code | VPMA | VPA | VPMC | VPSC | VPC | VPOC | VPLFC |
| | Type | 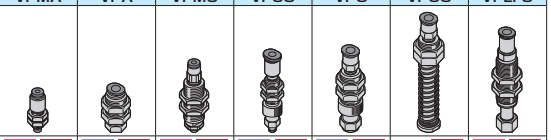 | | | | | | |
| | Configuration code | T4 T8<br>M4 M6 | H3 T8<br>M4 M6<br>M10 M20<br>G1 G2<br>G3 G4 | T4 T8<br>M4 M6 | H3 T8 | H3 T8<br>M4 M6<br>M10 M20<br>G1 G2<br>G3 G4 | T8<br>M4 M6 | T4 T8<br>M4 M6 |
| Side port | Code | VPMB | VPB | VPMD | — | VPD | VPOD | VPLFD |
| | Type | 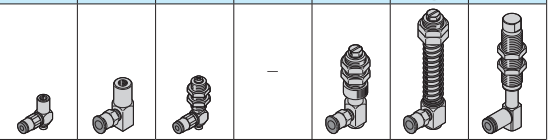 | | | | | | |
| | Configuration code | T4 T8<br>M4 M6 | H3 T8<br>M4 M6<br>M10 M20<br>G1 G2<br>G3 G4 | T4 T8<br>M4 M6 | — | H3 T8<br>M4 M6<br>M10 M20<br>G1 G2<br>G3 G4 | T8<br>M4 M6 | T4 T8<br>M4 M6 |
| Direct mount | Code | VPME | VPE | — | — | VPF | | |
| | Type |  | | | | | | |
| | Configuration code | T4 T8 | H3<br>T4 T8<br>M4 M6<br>M10 M20<br>T15 T40 | — | — | H3 T8<br>M4 M6 | | |

*Holders with configuration code: G1 to G4 can be connected to VPE holders.

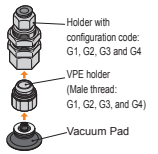


●Common holder (Lightweight/Low profile)

| | | Top port | Side port | Dual side port |
|---|---|---|---|---|
| Spring type (Lightweight) | Code | VPHC | VPHD | VPHDW |
| | Type | 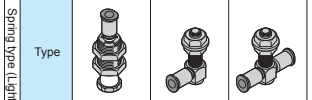 | | |
| | Configuration code | T15 T40<br>M4 M6 | T15 T40<br>T8<br>M4 M6 | T15 T40<br>T8<br>M4 M6 |
| Fixed type. Direct mount (Low profile) | Code | — | VPHE | VPHEW |
| | Type | — | 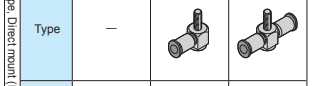 | |
| | Configuration code | — | T15 T40<br>T8<br>M4 M6 | T15 T40<br>T8<br>M4 M6 |

●Special holder *Pads of other shapes cannot be installed.

| | | | |
|---|---|---|---|
| For oval type | Code | VPA | VPB |
| | Type | Top port 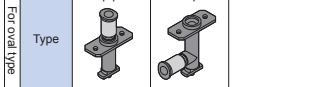 | Side port |
| | Configuration code | E10 E20 | E10 E20 |
| For packaging bag | Code | VPA | VPE |
| | Type | Fixed type 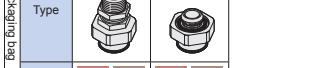 | Direct mount |
| | Configuration code | PB8 PB15 | PB8 PB15 |

### Connection configuration code list (Pad) (○: Available)

| Pad type or application | Standard Small | Standard General | Standard Deep | Bellows | Multi-bellows | Metal detectable | Skidproof | Flat (Large suction flow type) | Mark-free | Soft | Soft bellows | Sponge | Ultrathin | For packaging bag |
|---|---|---|---|---|---|---|---|---|---|---|---|---|---|---|
| Code | RM | R | A | B | W | BE,BD | K | F,FH | Q | L | LB | S | P | PB |
| Pad dia. (mm) 0.7 | ○ | | | | | | | | | | | | | |
| 1 | ○ | ○ | | | | | | | | | | | | |
| 1.5 | ○ | | | | | | | | | | | | | |
| 2 | ○ | ○ | | ○ | H3 | | | | | | | | | |
| 3 | ○ | ○ | | | | | | | | | | | | |
| 4 | ○ | ○ | | ○ | | | | | | ○ | | | | |
| 6 | T4 | ○ | | ○ | ○ | | | | | ○ | ○ | | T8 | |
| 8 | | ○ | | ○ | T8 | | | | | ○ | ○ | | ○ | |
| 10 | | ○ | | ○ | ○ | ○ | ○ | ○ | ○ | ○ | ○ | ○ | ○ | |
| 15 | M4 | ○ | ○ | ○ | ○ | ○ | | ○ | | ○ | ○ | ○ | ○ | PB8 |
| 20 | | ○ | ○ | ○ | ○ | ○ | ○ | ○ | ○ | ○ | ○ | ○ | ○ | ○ |
| 25 | | ○ | ○ | ○ | | | | ○ | | | | ○ | | ○ |
| 30 | | ○ | ○ | ○ | ○ | | ○ | ○ | ○ | ○ | | ○ | | ○ |
| 35 | M6 | | | | | | | | | | | ○ | | |
| 40 | | ○ | ○ | ○ | ○ | | ○ | | | ○ | | | | ○ |
| 50 | | ○ | ○ | ○ | ○ | | ○ | | | | T40 | ○ | | ○ |
| 60 | | ○ | ○ | ○ | | | | | | | | | | PB15 |
| 70 | | | | | | | | | | | | ○ | | |
| 80 | | ○ | ○ | ○ | | | | | | | | | M10 | |
| 100 | | ○ | ○ | ○ | | | | | | | | ○ | | |
| 150 | | ○ | | | | | | | | | | | | |
| 200 | | ○ | M20 | | | | | | | | | | | |

| Pad type or application | Oval |
|---|---|
| Code | E |
| Pad size (mm) 2×4 | ○ |
| 3.5×7 | ○ |
| 4×10 | ○ |
| 5×10 | ○ |
| 6×10 | ○ |
| 4×20 | ○ |
| 4×30 | ○ |
| 5×20 | ○ |
| 5×30 | ○ |
| 6×20 | ○ |
| 6×30 | ○ |
| 8×20 | ○ |
| 8×30 | ○ |

E10 E20 M6

Some combinations are possible by using a conversion screw adapter.
H3, T4 and T8 can be converted to M4 or M6. M4 to M6 conversion is also available. For details, please see "Rearrangement parts" of each pad type.

# Vacuum pad / Pad & screw set



## Model Designation (Example)

| VP | 20 | R | S | -NF | - | M6 | | -S3 |
|---|---|---|---|---|---|---|---|---|
| (1) | (2) | (3) | (4) | (5) | | (6) | (7) | (8) |
| | | | | Optional | | | Optional | Optional |

### (1) Vacuum Pad

### (2) Pad size (3) Pad type (6) Connection configuration code

*Required for Pad & screw set only. (○: Available)

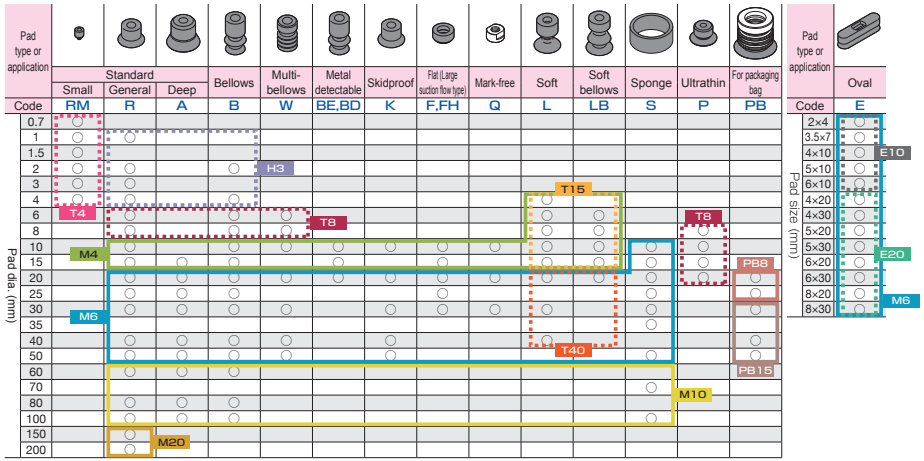


### (4) Pad material (○: Available)

| Code | | | N | S | U | F | SE | NE | G | HN | EP | FS | NH | YS2 | YS4 | MSF3 | MSF5 | MSS3 | MSS5 |
|---|---|---|---|---|---|---|---|---|---|---|---|---|---|---|---|---|---|---|---|
| Rubber material | | | Nitrile | Silicone | Urethane | Fluoro | Conductive silicone | Conductive NBR (Low resistance) | Food Sanit. Act compliant NBR | HNBR | EPDM | Fluoro-silicone | Oil proof NBR | Extra soft silicone | | Metal detectable silicone | | | |
| | | | | | | | | | | | | | | Hardness 20° | Hardness 40° | Iron powder type | | SUS powder type | |
| | | | | | | | | | | | | | | | | Hardness 30° | Hardness 50° | Hardness 30° | Hardness 50° |
| Pad color | | | Black | Clear white | Dark-blue | Gray | Black | Black | Light-gray | Black | Black | Dark-orange | Black | Pink | Blue | Reddish-brown | Dark-green | Brown | Green |
| Material code marking*1 | | | None | None | None | None | SE | NE | None | HN | EP | None | None | None | None | SF | SF | SS | SS |
| Pad type | Standard | General | R | ○ | ○ | ○ | ○ | ○ | ○ | ○ | ○ | ○ | — | — | — | — | — | — | — |
| | | Deep | A | ○ | ○ | ○ | ○ | ○ | ○ | ○ | ○ | ○ | — | — | — | — | — | — | — |
| | | Small | RM | ○ | ○ | ○ | ○ | ○ | ○ | ○ | ○ | ○ | — | — | — | — | — | — | — |
| | Soft | | L | ○ | ○ | — | — | ○ | ○ | — | — | — | ○ | — | — | — | — | — | — |
| | Soft bellows | | LB | ○ | ○ | ○ | — | ○ | ○ | — | ○ | ○ | — | — | — | — | — | — | — |
| | Skidproof | | K | — | ○ | ○ | ○ | — | ○ | — | — | — | — | ○ | — | — | — | — | — |
| | Bellows | | B | ○ | ○ | ○ | ○ | ○ | ○ | — | ○ | ○ | — | — | ○ | ○ | — | — | — |
| | Multi-bellows | | W | ○ | ○ | ○ | ○ | — | ○ | ○ | ○ | ○ | — | — | ○ | ○ | — | — | — |
| | For packaging bag | | PB | — | ○ *3 | — | — | — | — | — | — | — | — | — | — | — | — | — | — |
| | Metal Detectable (Bellows with bumps) | Ribs | BE | — | — | — | — | — | — | — | — | — | — | — | — | ○ | ○ | ○ | ○ |
| | | No ribs | BD | | | | | | | | | | | | | | | | |
| | Ultrathin | | P | ○ | ○ | ○ | ○ | — | ○ | — | — | — | ○ | — | — | — | — | — | — |
| | Flat | | F | ○ | ○ | ○ | ○ | ○ | ○ | — | — | — | — | — | — | — | — | — | — |
| | Flat large suction flow | | FH | ○ | ○ | — | ○ | ○ | ○ | — | — | — | — | — | — | — | — | — | — |
| | Oval | | E | ○ | ○ | ○ | ○ | ○ | ○ | — | ○ | ○ | — | — | — | — | — | — | — |

● Mark-free type (Pad type code: Q)

| Code | K | M | KE |
|---|---|---|---|
| Resin material | PEEK | POM | Conductive PEEK |
| Pad color | Beige | White | Black |

● Sponge type (Pad type code: S)

| Code | S | C |
|---|---|---|
| Rubber material | Silicone | Chloroprene |
| Pad color | Dark-orange | Black |

*1. For vacuum pads in black color (SE: Conductive silicone, NE: Conductive NBR (low resistance), HN: HNBR and EP: EPDM) and Vacuum pad Metal Detective type, the pad material code is marked on the top or the side of the vacuum pad for material identification. (The marking on black vacuum pads has started since Oct. 2023 gradually.)

Marking on the side

Connection config. Code: T4 and H3 (except ø2 mm of Bellows type)

Marking on the top

All pads other than Connection config. code: T4 and H3

*2. Some materials are not available depending on pad size. Please see the catalog for details.
*3. Pad color of pads for Packaging bag.
Lip hardness 20° (Pink) Lip hardness 40° (Blue)
*4. The Conductive Silicone rubber (SE) is a silicon rubber capable of releasing static electricity. (Volume resistance: More than 200 Ω·cm and $10^5$ Ω·cm or less)
*5. Nitrile rubber (N), Conductive NBR (Low resistance, Volume resistance: 200Ω·cm or less) (NE), Food Sanitation Act-compliant NBR (G), Oil proof NBR (NH) are not suitable for use with ozone environment.
*6. Extra soft silicone (YS2/YS4), Metal detectable silicone and Silicone for Packaging bag are compliant with Food Sanitation Act and FDA.
*7. Volume resistance of Conductive PEEK (KE) is $10^5$ to $10^6$ Ω·cm.

### (5) Surface treatment Optional (○: Available)

| Code | | | No code | -NF | -SF | -DL | -ER | -FG |
|---|---|---|---|---|---|---|---|---|
| Surface treatment | | | None | Fiber surface | | DLC. coating | Reformed surface | Fluoro-coating |
| | | | | Nylon fiber | Silk fiber | | | |
| | | | — | | |  | | |
| Applicable pad material | | | — | Silicone (S) Fluoro (F) | Silicone (S) Fluoro (F) | Silicone (S) Fluoro (F) Conductive silicone (SE) | Nitrile (N) Conductive NBR (NE) | Silicone (S) Conductive silicone (SE) Extra soft silicone (YS2,YS4) |
| Pad type | Standard | General | R | — | ○ | ○ | ○ | ○ | ○ |
| | | Deep | A | — | ○ | ○ | ○ | ○ | ○ |
| | | Small | RM | — | — | — | — | ○ | ○ |
| | Soft | | L | — | ○ | ○ | ○ | ○ | ○ |
| | Soft bellows | | LB | — | ○ | ○ | ○ | ○ | ○ |
| | Skidproof | | K | — | — | — | — | — | — |
| | Bellows | | B | — | ○ | ○ | ○ | ○ | ○ |
| | Multi-bellows | | W | — | — | — | ○ | ○ | ○ |
| | For packaging bag | | PB | — | — | — | — | — | ○ |
| | Metal Detectable | | BE,BD | — | — | — | — | — | — |
| | Ultrathin | | P | — | — | — | ○ | ○ | ○ |
| | Flat | | F | — | — | — | ○ | ○ | ○ |
| | Flat large suction flow | | FH | — | — | — | ○ | ○ | ○ |
| | Mark-free | | Q | — | — | — | — | — | — |
| | Sponge | | S | — | — | — | — | — | — |
| | Oval | | E | — | — | — | ○ | ○ | ○ |

*Some surface treatments are not available depending on pad size.
Please refer to page 370 for the details of each pad surface type and treatment for Suction Mark-free.

### (6) Connection configuration code (Required for Pad & screw set only.) Please refer to the Pad size and type list on the 374 page.

| Code | No code | -M4 | -M6 | -M10 | -M20 | -M5(*) |
|---|---|---|---|---|---|---|
| Connection config. code | — | M4 | M6 | M10 | M20 | — |
| Thread size | Pad rubber only | M4×0.7 | M6×1 | M10×1.5 | M20×2 | M5×0.8 |

*M5 thread is used for mounting on non-PISCO holders. Contact us for the price of screw set.

### (7) Mark-free resin attachment material (Bellows type only) Optional

| Code | No code | -QK | -QM | -QKE |
|---|---|---|---|---|
| Resin material | — | PEEK | POM | Conductive PEEK (Volume resistance: $10^5$ to $10^6$ Ω·cm) |
| | — | | | |

*1. Selectable for Bellows type pad dia. 10 to 30 mm.
*2. Resin attachment cannot be installed when selecting surface treatment.
*3. Resin attachment cannot be installed when selecting Extra soft silicone for pad material.

### (8) -S3 spec. (Required for Pad & screw set only) Optional

| Code | No code | -S3 |
|---|---|---|
| Metal material | Standard | No copper-based metallic materials used in flow paths |

# Vacuum pad / Pad & screw set

Holders with the same "connection configuration code ( M4 , M6 etc.)" can be connected. For connectable holders, please see the page of Pad holder only (page 384-).

## Standard series, General type (R) and Deep type (A) Vacuum pad alone

P.406

| Model code | ○: Available as standard item | | | | | | | | | Connection config. code |
|---|---|---|---|---|---|---|---|---|---|---|
| | 4 Pad rubber material | | | | | | | | | |
| | N | S | U | F | SE | NE | G | HN | EP | |
| | Nitrile | Silicone | Urethane | Fluoro | Conductive silicone | Conductive NBR (Low resistance) | Food Sanit. Act compliant NBR | HNBR | EPDM | |
| VP1R4 | ○ | ○ | ○ | ○ | ○ | ○ | ○ | ○ | ○ | H3 |
| VP2R4 | ○ | ○ | ○ | ○ | ○ | ○ | ○ | ○ | ○ | |
| VP3R4 | ○ | ○ | ○ | ○ | ○ | ○ | ○ | ○ | ○ | |
| VP4R4 | ○ | ○ | ○ | ○ | ○ | ○ | ○ | ○ | ○ | |
| VP6R45 | ○ | ○ | ○ | ○ | ○ | ○ | ○ | ○ | ○ | T8 |
| VP8R45 | ○ | ○ | ○ | ○ | ○ | ○ | ○ | ○ | ○ | |
| VP10R45 | ○ | ○ | ○ | ○ | ○ | ○ | ○ | ○ | ○ | M4(*3) |
| VP15R(A)45 | ● | ● | ● | ● | ● | ● | ● | ● | ● | |
| VP20R(A)45 | ● | ● | ● | ● | ● | ● | ● | ● | ● | |
| VP25R(A)45 | ● | ● | ● | ● | ● | ● | ● | ● | ● | |
| VP30R(A)45 | ● | ● | ● | ● | ● | ● | ● | ● | ● | M6(*3) |
| VP40R(A)45 | ● | ● | ● | ● | ● | ● | ● | ● | ● | |
| VP50R(A)45 | ● | ● | ● | ● | ● | ● | ● | ● | ● | |
| VP60R(A)45 | ● | ● | ● | ● | ○ | ● | — | ● | ● | |
| VP80R(A)45 | ● | ● | ● | ● | ○ | ● | — | ● | ● | M10(*3) |
| VP100R(A)45 | ● | ● | ● | ● | ○ | ● | — | ● | ● | |
| VP150R45 | ○ | ○ | ○ | ○ | ○ | ○ | — | ○ | ○ | M20(*3) |
| VP200R45 | ○ | ○ | ○ | ○ | ○ | ○ | — | ○ | ○ | |

## Standard series, General type (R) and Deep type (A) Pad & screw set

P.406

| Model code | ○: Available as standard item | | | | | | | | | | Connection config. code |
|---|---|---|---|---|---|---|---|---|---|---|---|
| | 4 Pad rubber material | | | | | | | | | 8 | |
| | N | S | U | F | SE | NE | G | HN | EP | -S3 | |
| | Nitrile | Silicone | Urethane | Fluoro | Conductive silicone | Conductive NBR (Low resistance) | Food Sanit. Act compliant NBR | HNBR | EPDM | -S3 spec. | |
| VP10R45-M48 | ○ | ○ | ○ | ○ | ○ | ○ | ○ | ○ | ○ | ○ | M4 |
| VP15R(A)45-M48 | ● | ● | ● | ● | ● | ● | ● | ● | ● | ○ | |
| VP20R(A)45-M68 | ● | ● | ● | ● | ● | ● | ● | ● | ● | ○ | M6 |
| VP25R(A)45-M68 | ● | ● | ● | ● | ● | ● | ● | ● | ● | ○ | |
| VP30R(A)45-M68 | ● | ● | ● | ● | ● | ● | ● | ● | ● | ○ | |
| VP40R(A)45-M68 | ● | ● | ● | ● | ● | ● | ● | ● | ● | ○ | |
| VP50R(A)45-M68 | ● | ● | ● | ● | ● | ● | ● | ● | ● | ○ | |
| VP60R(A)45-M10 | ● | ● | ● | ● | ○ | ● | — | ● | ● | *2 | M10 |
| VP80R(A)45-M108 | ● | ● | ● | ● | ○ | ● | — | ● | ● | ○ | |
| VP100R(A)45-M108 | ● | ● | ● | ● | ○ | ● | — | ● | ● | ○ | |
| VP150R45-M208 | ○ | ○ | ○ | ○ | ○ | ○ | — | ○ | ○ | ○ | M20 |
| VP200R45-M208 | ○ | ○ | ○ | ○ | ○ | ○ | — | ○ | ○ | ○ | |

## Standard series, Small type Vacuum pad alone

P.406

| Model code | ○: Available as standard item | | | | | | | | | Connection config. code |
|---|---|---|---|---|---|---|---|---|---|---|
| | 4 Pad rubber material | | | | | | | | | |
| | N | S | U | F | SE | NE | G | HN | EP | |
| | Nitrile | Silicone | Urethane | Fluoro | Conductive silicone | Conductive NBR (Low resistance) | Food Sanit. Act compliant NBR | HNBR | EPDM | |
| VP0.7RM45 | ○ | ○ | ○ | ○ | ○ | ○ | ○ | ○ | ○ | T4 |
| VP1RM45 | ○ | ○ | ○ | ○ | ○ | ○ | ○ | ○ | ○ | |
| VP1.5RM45 | ○ | ○ | ○ | ○ | ○ | ○ | ○ | ○ | ○ | |
| VP2RM45 | ○ | ○ | ○ | ○ | ○ | ○ | ○ | ○ | ○ | |
| VP3RM45 | ○ | ○ | ○ | ○ | ○ | ○ | ○ | ○ | ○ | |
| VP4RM45 | ○ | ○ | ○ | ○ | ○ | ○ | ○ | ○ | ○ | |

■ Available pad size and material for surface treatment (Standard series, General type & Deep type) Add

| Pad dia. (mm) | 5 Surface treatment code | | | | |
|---|---|---|---|---|---|
| | -NF | -SF | -DL | -ER | -FG |
| | Fiber surface | | DLC. coating | Reformed surface | Fluoro-coating |
| | Nylon | Silk | | | |
| ø6 | — | — | ○ | ○ | ○ |
| ø8 | — | — | ○ | ○ | ○ |
| ø10 | — | — | ○ | ○ | ○ |
| ø15 | ● | ● | ● | ● | ● |
| ø20 | ● | ● | ● | ● | ● |
| ø25 | ● | ● | ● | ● | ● |
| ø30 | ● | ● | ● | ● | ● |
| ø40 | ● | ● | ● | ● | ● |
| ø50 | ● | ● | ● | ● | ● |
| ø60 | ● | ● | — | ● | ● |
| ø80 | ● | ● | — | — | ● |
| ø100 | — | — | — | — | ● |
| ø150 | — | — | — | — | ○ |
| ø200 | — | — | — | — | ○ |
| Material | S, F | | S, F, SE | N, NE | S, SE |

■ Available pad size and material for surface treatment (Standard series, Small type) Add

| Pad dia. (mm) | 5 Surface treatment code | |
|---|---|---|
| | -ER | -FG |
| | Reformed surface | Fluoro-coating |
| ø0.7 | ○ | ○ |
| ø1 | ○ | ○ |
| ø1.5 | ○ | ○ |
| ø2 | ○ | ○ |
| ø3 | ○ | ○ |
| ø4 | ○ | ○ |
| Material | N, NE | S, SE |

CAD 2D 3D CAD data is available at PISCO website.

Package Packaging specifications 1 pc. /bag

Option Options
5 : Surface treatment
8 : -S3 ⇒ -S3 spec.

Notes
*1. For ● part in the table above, deep type of standard series is available.
*2. For Pad & screw set of 60 mm pad dia. (for general type and deep type), the standard spec. is equivalent to "-S3" spec.
*3. A pad screw is required to mount on the holder. If you do not have a pad screw, please select from the Pad & screw set.
*4. Configuration code: H3 is not available for surface treatment.



Holders with the same "connection configuration code ( M4 , M6 etc.)" can be connected. For connectable holders, please see the page of Pad holder only (page 384-).

## Soft series, Pad rubber alone

P.446

| Model code | ○: Available as standard item | | | | | Connection config. code |
|---|---|---|---|---|---|---|
| | 4 Pad rubber material | | | | | |
| | N | S | FS | SE | NE | |
| | Nitrile | Silicone | Fluoro silicone | Conductive silicone | Conductive NBR (Low resistance) | |
| VP4L45 | ○ | ○ | ○ | ○ | ○ | T15 M4(*) |
| VP6L45 | ○ | ○ | ○ | ○ | ○ | |
| VP8L45 | ○ | ○ | ○ | ○ | ○ | |
| VP10L45 | ○ | ○ | ○ | ○ | ○ | |
| VP15L45 | ○ | ○ | ○ | ○ | ○ | |
| VP20L45 | ○ | ○ | ○ | ○ | ○ | T40 M6(*) |
| VP30L45 | ○ | ○ | ○ | ○ | ○ | |
| VP40L45 | ○ | ○ | ○ | ○ | ○ | |

## Soft series, Pad & screw set

P.446

| Model code | ○: Available as standard item | | | | | | Connection config. code |
|---|---|---|---|---|---|---|---|
| | 4 Pad rubber material | | | | | 8 | |
| | N | S | FS | SE | NE | -S3 | |
| | Nitrile | Silicone | Fluoro silicone | Conductive silicone | Conductive NBR (Low resistance) | -S3 spec. | |
| VP4L45-M48 | ○ | ○ | ○ | ○ | ○ | ○ | M4 |
| VP6L45-M48 | ○ | ○ | ○ | ○ | ○ | ○ | |
| VP8L45-M48 | ○ | ○ | ○ | ○ | ○ | ○ | |
| VP10L45-M48 | ○ | ○ | ○ | ○ | ○ | ○ | |
| VP15L45-M48 | ○ | ○ | ○ | ○ | ○ | ○ | |
| VP20L45-M68 | ○ | ○ | ○ | ○ | ○ | ○ | M6 |
| VP30L45-M68 | ○ | ○ | ○ | ○ | ○ | ○ | |
| VP40L45-M68 | ○ | ○ | ○ | ○ | ○ | ○ | |

## Soft bellows series, Pad rubber alone

P.482

| Model code | ○: Available as standard item | | | | | | | Connection config. code |
|---|---|---|---|---|---|---|---|---|
| | 4 Pad rubber material | | | | | | | |
| | N | S | U | SE | NE | HN | EP | |
| | Nitrile | Silicone | Urethane | Conductive silicone | Conductive NBR (Low resistance) | HNBR | EPDM | |
| VP6LB45 | ○ | ○ | ○ | ○ | ○ | ○ | ○ | T15 M4(*) |
| VP8LB45 | ○ | ○ | ○ | ○ | ○ | ○ | ○ | |
| VP10LB45 | ○ | ○ | ○ | ○ | ○ | ○ | ○ | |
| VP15LB45 | ○ | ○ | ○ | ○ | ○ | ○ | ○ | |
| VP20LB45 | ○ | ○ | ○ | ○ | ○ | ○ | ○ | T40 M6(*) |

■ Available pad size and material for surface treatment (Soft series) Add

| Pad dia. (mm) | 5 Surface treatment code | | | | |
|---|---|---|---|---|---|
| | -NF | -SF | -DL | -ER | -FG |
| | Fiber surface | | DLC. coating | Reformed surface | Fluoro-coating |
| | Nylon | Silk | | | |
| ø4 | — | — | ○ | ○ | ○ |
| ø6 | — | — | ○ | ○ | ○ |
| ø8 | — | — | ○ | ○ | ○ |
| ø10 | ○ | ○ | ○ | ○ | ○ |
| ø15 | ○ | ○ | ○ | ○ | ○ |
| ø20 | ○ | ○ | ○ | ○ | ○ |
| ø30 | ○ | ○ | ○ | ○ | ○ |
| ø40 | ○ | ○ | ○ | ○ | ○ |
| Material | S | | S, SE | N, NE | S, SE |

## Soft bellows series, Pad & screw set

P.482

| Model code | ○: Available as standard item | | | | | | | | Connection config. code |
|---|---|---|---|---|---|---|---|---|---|
| | 4 Pad rubber material | | | | | | | 8 | |
| | N | S | U | SE | NE | HN | EP | -S3 | |
| | Nitrile | Silicone | Urethane | Conductive silicone | Conductive NBR (Low resistance) | HNBR | EPDM | -S3 spec. | |
| VP6LB45-M48 | ○ | ○ | ○ | ○ | ○ | ○ | ○ | ○ | M4 |
| VP8LB45-M48 | ○ | ○ | ○ | ○ | ○ | ○ | ○ | ○ | |
| VP10LB45-M48 | ○ | ○ | ○ | ○ | ○ | ○ | ○ | ○ | |
| VP15LB45-M48 | ○ | ○ | ○ | ○ | ○ | ○ | ○ | ○ | |
| VP20LB45-M68 | ○ | ○ | ○ | ○ | ○ | ○ | ○ | ○ | M6 |

■ Available pad size and material for surface treatment (Soft bellows series) Add

| Pad dia. (mm) | 5 Surface treatment code | | | | |
|---|---|---|---|---|---|
| | -NF | -SF | -DL | -ER | -FG |
| | Fiber surface | | DLC. coating | Reformed surface | Fluoro-coating |
| | Nylon | Silk | | | |
| ø6 | — | — | ○ | ○ | ○ |
| ø8 | — | — | ○ | ○ | ○ |
| ø10 | ○ | ○ | ○ | ○ | ○ |
| ø15 | ○ | ○ | ○ | ○ | ○ |
| ø20 | ○ | ○ | ○ | ○ | ○ |
| Material | S | | S, SE | N, NE | S, SE |

## Skidproof series, Pad rubber alone

P.508

| Model code | ○: Available as standard item | | | | | Connection config. code |
|---|---|---|---|---|---|---|
| | 4 Pad rubber material | | | | | |
| | NH | S | U | F | NE | |
| | Oil proof NBR | Silicone | Urethane | Fluoro | Conductive NBR (Low resistance) | |
| VP10K4 | ○ | ○ | ○ | ○ | ○ | M4(*) |
| VP20K4 | ○ | ○ | ○ | ○ | ○ | M6(*) |
| VP30K4 | ○ | ○ | ○ | ○ | ○ | |
| VP40K4 | ○ | ○ | ○ | ○ | ○ | |
| VP50K4 | ○ | ○ | ○ | ○ | ○ | |

## Skidproof series, Pad & screw set

P.508

| Model code | ○: Available as standard item | | | | | | Connection config. code |
|---|---|---|---|---|---|---|---|
| | 4 Pad rubber material | | | | | 8 | |
| | NH | S | U | F | NE | -S3 | |
| | Oil proof NBR | Silicone | Urethane | Fluoro | Conductive NBR (Low resistance) | -S3 spec. | |
| VP10K4-M48 | ○ | ○ | ○ | ○ | ○ | ○ | M4 |
| VP20K4-M68 | ○ | ○ | ○ | ○ | ○ | ○ | M6 |
| VP30K4-M68 | ○ | ○ | ○ | ○ | ○ | ○ | |
| VP40K4-M68 | ○ | ○ | ○ | ○ | ○ | ○ | |
| VP50K4-M68 | ○ | ○ | ○ | ○ | ○ | ○ | |

Notes
*A screw adapter (Soft/Soft bellows series) or a pad screw (Skidproof series) is required to mount on the holder. If you do not have a screw adapter and a pad screw, please select from the Pad & screw set.

CAD 2D 3D CAD data is available at PISCO website.

Package Packaging specifications 1 pc. /bag

Option Options
5 : Surface treatment 8 : -S3 ⇒ -S3 spec.

# Vacuum pad / Pad & screw set

Holders with the same "connection configuration code ( M4 , M6 etc.)" can be connected. For connectable holders, please see the page of Pad holder only (page 384-).

## Bellows series, Pad rubber alone

P.526

| Model code | ○: Available as standard item | | | | | | | | | | Connection config. code |
|---|---|---|---|---|---|---|---|---|---|---|---|
| | 4 Pad rubber material | | | | | | | | | | |
| | N | S | YS2 | YS4 | U | F | SE | NE | HN | EP | |
| | Nitrile | Silicone | Extra soft silicone(*2) Hardness 20° | Hardness 40° | Urethane | Fluoro | Conductive silicone | Conductive NBR (Low resistance) | HNBR | EPDM | |
| VP2B4 | ○ | ○ | — | — | — | — | — | — | — | — | H3 |
| VP4B4 | ○ | ○ | — | — | — | — | ○ | — | — | — | |
| VP6B45 | ○ | ○ | — | — | ○ | ○ | ○ | ○ | ○ | ○ | T8 |
| VP8B45 | ○ | ○ | — | — | ○ | ○ | ○ | ○ | ○ | ○ | |
| VP10B45 | ○ | ○ | (*4) | (*4) | ○ | ○ | ○ | ○ | ○ | ○ | M4(*3) |
| VP15B45 | ○ | ○ | (*4) | ○ | ○ | ○ | ○ | ○ | ○ | ○ | |
| VP20B45 | ○ | ○ | ○ | ○ | ○ | ○ | ○ | ○ | ○ | ○ | M6(*3) |
| VP25B45 | ○ | ○ | ○ | ○ | ○ | ○ | ○ | ○ | ○ | ○ | |
| VP30B45 | ○ | ○ | ○ | ○ | ○ | ○ | ○ | ○ | ○ | ○ | |
| VP40B45 | ○ | ○ | ○ | ○ | ○ | ○ | ○ | ○ | ○ | ○ | |
| VP50B45 | ○ | ○ | ○ | ○ | ○ | ○ | ○ | ○ | ○ | ○ | |
| VP60B45 | ○ | ○ | — | — | ○ | ○ | ○ | ○ | ○ | ○ | M10(*3) |
| VP80B45 | ○ | ○ | — | — | ○ | ○ | ○ | ○ | ○ | ○ | |
| VP100B45 | ○ | ○ | — | — | ○ | ○ | ○ | ○ | ○ | ○ | |

## Bellows series, Pad & screw set

P.526

| Model code | ○: Available as standard item | | | | | | | | | | | Connection config. code |
|---|---|---|---|---|---|---|---|---|---|---|---|---|
| | 4 Pad rubber material | | | | | | | | | | 8 | |
| | N | S | YS2 | YS4 | U | F | SE | NE | HN | EP | -S3 | |
| | Nitrile | Silicone | Extra soft silicone(*2) Hardness 20° | Hardness 40° | Urethane | Fluoro | Conductive silicone | Conductive NBR (Low resistance) | HNBR | EPDM | -S3 spec. | |
| VP10B45-M48 | ○ | ○ | (*4) | (*4) | ○ | ○ | ○ | ○ | ○ | ○ | ○ | M4 |
| VP15B45-M48 | ○ | ○ | (*4) | ○ | ○ | ○ | ○ | ○ | ○ | ○ | ○ | |
| VP20B45-M68 | ○ | ○ | ○ | ○ | ○ | ○ | ○ | ○ | ○ | ○ | ○ | M6 |
| VP25B45-M68 | ○ | ○ | ○ | ○ | ○ | ○ | ○ | ○ | ○ | ○ | ○ | |
| VP30B45-M68 | ○ | ○ | ○ | ○ | ○ | ○ | ○ | ○ | ○ | ○ | ○ | |
| VP40B45-M68 | ○ | ○ | ○ | ○ | ○ | ○ | ○ | ○ | ○ | ○ | ○ | |
| VP50B45-M68 | ○ | ○ | ○ | ○ | ○ | ○ | ○ | ○ | ○ | ○ | ○ | |
| VP60B45-M10 | ○ | ○ | — | — | ○ | ○ | ○ | ○ | ○ | ○ | (*1) | M10 |
| VP80B45-M108 | ○ | ○ | — | — | ○ | ○ | ○ | ○ | ○ | ○ | ○ | |
| VP100B45-M108 | ○ | ○ | — | — | ○ | ○ | ○ | ○ | ○ | ○ | ○ | |

■ Available pad size and material for surface treatment (Bellows series) Add

| Pad dia. (mm) | 5 Surface treatment code | | | | | |
|---|---|---|---|---|---|---|
| | -NF | -SF | -DL | -ER | -FG | |
| | Fiber surface | | DLC. coating | Reformed surface | Fluoro-coating | |
| | Nylon | Silk | | | (S, SE) | (YS2, YS4) |
| ø6 | — | — | ○ | ○ | ○ | — |
| ø8 | — | — | ○ | ○ | ○ | — |
| ø10 | — | — | ○ | ○ | ○ | — |
| ø15 | ○ | ○ | ○ | ○ | ○ | ○ |
| ø20 | ○ | ○ | ○ | ○ | ○ | ○ |
| ø25 | ○ | ○ | ○ | ○ | ○ | ○ |
| ø30 | ○ | ○ | ○ | ○ | ○ | ○ |
| ø40 | ○ | ○ | ○ | ○ | ○ | ○ |
| ø50 | ○ | ○ | ○ | ○ | ○ | ○ |
| ø60 | ○ | ○ | — | ○ | ○ | — |
| ø80 | ○ | ○ | — | — | ○ | — |
| ø100 | — | — | — | — | ○ | — |
| Material | S, F | | S, F, SE | N, NE | S, SE, YS2, YS4 | |

*4.
Fluoro-coating of Extra soft silicone (YS2, YS4)
For Extra soft silicone pads, dia. 10 mm or 15 mm of 20° hardness type (YS2) and dia. 10 mm of 40° hardness type (YS4) can be selected only when Fluoro-coating treatment is selected.

| Model code | YS2 | YS4 | 8 -S3 | Connection config. code |
|---|---|---|---|---|
| | Extra soft silicone(*2) Hardness20° | Hardness40° | -S3 spec. | |
| VP10B4-FG | ○ | ○ | — | M4(*3) |
| VP15B4-FG | ○ | — | — | |
| | Pad & screw set | | | |
| VP10B4-FG-M48 | ○ | ○ | ○ | M4 |
| VP15B4-FG-M48 | ○ | — | ○ | |

Notes
*1. For Pad & screw set of Bellows series 60 mm pad dia., the standard spec. is equivalent to "-S3" spec.
*2. Extra soft silicone is compliant with Food Sanitation Act and FDA.
*3. A pad screw is required to mount on the holder. If you do not have a pad screw, please select from the Pad & screw set.

CAD data is available at PISCO website.

Packaging specifications
1 pc. /bag

Options
5 : Surface treatment
8 : -S3 ⇒ -S3 spec.





Holders with the same "connection configuration code ( M4 , M6 etc.)" can be connected. For connectable holders, please see the page of Pad holder only (page 384-).

## Bellows series, with Resin attachment

P.526

| Model code | ○: Available as standard item | | | | | | | | Connection config. code |
|---|---|---|---|---|---|---|---|---|---|
| | 4 Pad rubber material | | | | | | | | |
| | N | S | U | F | SE | NE | HN | EP | |
| | Nitrile | Silicone | Urethane | Fluoro | Conductive silicone | Conductive NBR (Low resistance) | HNBR | EPDM | |
| VP10B4-QK | ○ | ○ | ○ | ○ | ○ | ○ | ○ | ○ | M4(*1) |
| VP10B4-QM | ○ | ○ | ○ | ○ | ○ | ○ | ○ | ○ | |
| VP10B4-QKE | ○ | ○ | ○ | ○ | ○ | ○ | ○ | ○ | |
| VP15B4-QK | ○ | ○ | ○ | ○ | ○ | ○ | ○ | ○ | |
| VP15B4-QM | ○ | ○ | ○ | ○ | ○ | ○ | ○ | ○ | |
| VP15B4-QKE | ○ | ○ | ○ | ○ | ○ | ○ | ○ | ○ | |
| VP20B4-QK | ○ | ○ | ○ | ○ | ○ | ○ | ○ | ○ | M6(*1) |
| VP20B4-QM | ○ | ○ | ○ | ○ | ○ | ○ | ○ | ○ | |
| VP20B4-QKE | ○ | ○ | ○ | ○ | ○ | ○ | ○ | ○ | |
| VP25B4-QK | ○ | ○ | ○ | ○ | ○ | ○ | ○ | ○ | |
| VP25B4-QM | ○ | ○ | ○ | ○ | ○ | ○ | ○ | ○ | |
| VP25B4-QKE | ○ | ○ | ○ | ○ | ○ | ○ | ○ | ○ | |
| VP30B4-QK | ○ | ○ | ○ | ○ | ○ | ○ | ○ | ○ | |
| VP30B4-QM | ○ | ○ | ○ | ○ | ○ | ○ | ○ | ○ | |
| VP30B4-QKE | ○ | ○ | ○ | ○ | ○ | ○ | ○ | ○ | |

### Picture of mark-free resin attachment with pad

By attaching a resin attachment, bellows pad (pad dia.: 10 to 30 mm) can be used as Mark-free pad.




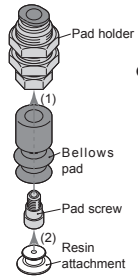


● How to attach
(1) Fix a bellows pad and a pad holder with a pad screw.
(2) Attach a resin attachment to the bellows pad.

## Bellows series, Pad & screw set + Resin attachment

P.526

| Model code | ○: Available as standard item | | | | | | | | | Connection config. code |
|---|---|---|---|---|---|---|---|---|---|---|
| | 4 Pad rubber material | | | | | | | | 8 | |
| | N | S | U | F | SE | NE | HN | EP | -S3 | |
| | Nitrile | Silicone | Urethane | Fluoro | Conductive silicone | Conductive NBR (Low resistance) | HNBR | EPDM | -S3 spec. | |
| VP10B4-M4-QK8 | ○ | ○ | ○ | ○ | ○ | ○ | ○ | ○ | ○ | M4 |
| VP10B4-M4-QM8 | ○ | ○ | ○ | ○ | ○ | ○ | ○ | ○ | ○ | |
| VP10B4-M4-QKE8 | ○ | ○ | ○ | ○ | ○ | ○ | ○ | ○ | ○ | |
| VP15B4-M4-QK8 | ○ | ○ | ○ | ○ | ○ | ○ | ○ | ○ | ○ | |
| VP15B4-M4-QM8 | ○ | ○ | ○ | ○ | ○ | ○ | ○ | ○ | ○ | |
| VP15B4-M4-QKE8 | ○ | ○ | ○ | ○ | ○ | ○ | ○ | ○ | ○ | |
| VP20B4-M6-QK8 | ○ | ○ | ○ | ○ | ○ | ○ | ○ | ○ | ○ | M6 |
| VP20B4-M6-QM8 | ○ | ○ | ○ | ○ | ○ | ○ | ○ | ○ | ○ | |
| VP20B4-M6-QKE8 | ○ | ○ | ○ | ○ | ○ | ○ | ○ | ○ | ○ | |
| VP25B4-M6-QK8 | ○ | ○ | ○ | ○ | ○ | ○ | ○ | ○ | ○ | |
| VP25B4-M6-QM8 | ○ | ○ | ○ | ○ | ○ | ○ | ○ | ○ | ○ | |
| VP25B4-M6-QKE8 | ○ | ○ | ○ | ○ | ○ | ○ | ○ | ○ | ○ | |
| VP30B4-M6-QK8 | ○ | ○ | ○ | ○ | ○ | ○ | ○ | ○ | ○ | |
| VP30B4-M6-QM8 | ○ | ○ | ○ | ○ | ○ | ○ | ○ | ○ | ○ | |
| VP30B4-M6-QKE8 | ○ | ○ | ○ | ○ | ○ | ○ | ○ | ○ | ○ | |

## Mark-free resin attachment for Bellows series

P.526

| Model code | ○: Available as standard item | | |
|---|---|---|---|
| | 4 Resin attachment material | | |
| | K | M | KE |
| | PEEK | POM | Conductive PEEK |
| VP10BQ4-AT | ○ | ○ | ○ |
| VP15BQ4-AT | ○ | ○ | ○ |
| VP20BQ4-AT | ○ | ○ | ○ |
| VP25BQ4-AT | ○ | ○ | ○ |
| VP30BQ4-AT | ○ | ○ | ○ |

Notes
*1. A pad screw is required to mount on the holder. If you do not have a pad screw, please select from the Pad & screw set.
*2. Resin attachment must be used with a vacuum pad for work conveyance.

CAD data is available at PISCO website.

Packaging specifications
1 pc. /bag

Options
8 : -S3 ⇒ -S3 spec.

# Vacuum pad / Pad & screw set

Holders with the same "connection configuration code ( M4 , M6 etc.)" can be connected. For connectable holders, please see the page of Pad holder only (page 384-).

## Multi-bellows series, Pad rubber alone

P.560

| Model code | ○: Available as standard item | | | | | | | | | | Connection config. code |
|---|---|---|---|---|---|---|---|---|---|---|---|
| | 4 Pad rubber material | | | | | | | | | | |
| | N | S | YS2 | YS4 | U | F | NE | G | HN | EP | |
| | Nitrile | Silicone | Extra soft silicone(*1) Hardness 20° | Extra soft silicone(*1) Hardness 40° | Urethane | Fluoro | Conductive NBR (Low resistance) | Food Sanit. Act compliant NBR | HNBR | EPDM | |
| VP6W4 5 | ○ | ○ | — | — | — | ○ | ○ | ○ | ○ | ○ | T8 |
| VP8W4 5 | ○ | ○ | — | — | — | ○ | ○ | ○ | ○ | ○ | |
| VP10W4 5 | ○ | ○ | (*3) | (*3) | ○ | ○ | ○ | ○ | ○ | ○ | M4(*2) |
| VP20W4 5 | ○ | ○ | ○ | ○ | ○ | ○ | ○ | ○ | ○ | ○ | M6(*2) |
| VP30W4 5 | ○ | ○ | ○ | ○ | ○ | ○ | ○ | ○ | ○ | ○ | |
| VP40W4 5 | ○ | ○ | ○ | ○ | ○ | ○ | ○ | ○ | ○ | ○ | |
| VP50W4 5 | ○ | ○ | ○ | ○ | ○ | ○ | ○ | ○ | ○ | ○ | |

Notes
*1. Extra soft silicone and vacuum pad for packaging bag series (including oversuction preventing adapter) are compliant with Food Sanitation Act and FDA.
*2. A pad screw is required to mount on the holder. If you do not have a pad screw, please select from the Pad & screw set.

CAD data is available at PISCO website.

Packaging specifications
1 pc. /bag

Options
5 : Surface treatment
8 : -S3 ⇒ -S3 spec.

## Multi-bellows series, Pad & screw set

P.560

| Model code | ○: Available as standard item | | | | | | | | | | | Connection config. code |
|---|---|---|---|---|---|---|---|---|---|---|---|---|
| | 4 Pad rubber material | | | | | | | | | | 8 | |
| | N | S | YS2 | YS4 | U | F | NE | G | HN | EP | -S3 | |
| | Nitrile | Silicone | Extra soft silicone(*1) Hardness 20° | Extra soft silicone(*1) Hardness 40° | Urethane | Fluoro | Conductive NBR (Low resistance) | Food Sanit. Act compliant NBR | HNBR | EPDM | -S3 spec. | |
| VP10W4 5-M4 8 | ○ | ○ | (*3) | (*3) | ○ | ○ | ○ | ○ | ○ | ○ | ○ | M4 |
| VP20W4 5-M6 8 | ○ | ○ | ○ | ○ | ○ | ○ | ○ | ○ | ○ | ○ | ○ | M6 |
| VP30W4 5-M6 8 | ○ | ○ | ○ | ○ | ○ | ○ | ○ | ○ | ○ | ○ | ○ | |
| VP40W4 5-M6 8 | ○ | ○ | ○ | ○ | ○ | ○ | ○ | ○ | ○ | ○ | ○ | |
| VP50W4 5-M6 8 | ○ | ○ | ○ | ○ | ○ | ○ | ○ | ○ | ○ | ○ | ○ | |

*cnvls=convolutions

P.586

Packaging bag 3 cnvls
Lip hardness 20°
Pad rubber alone

| Model code | Connection config. code |
|---|---|
| VP20PBS23 5 | PB8 |
| VP25PBS23 5 | |
| VP30PBS23 5 | PB15 |
| VP40PBS23 5 | |
| VP50PBS23 5 | |

P.586

Packaging bag 3 cnvls
Lip hardness 40°
Pad rubber alone

| Model code | Connection config. code |
|---|---|
| VP20PBS43 5 | PB8 |
| VP25PBS43 5 | |
| VP30PBS43 5 | PB15 |
| VP40PBS43 5 | |
| VP50PBS43 5 | |

P.586

Packaging bag 5 cnvls
Lip hardness 20°
Pad rubber alone

| Model code | Connection config. code |
|---|---|
| VP20PBS25 5 | PB8 |
| VP25PBS25 5 | |
| VP30PBS25 5 | PB15 |
| VP40PBS25 5 | |
| VP50PBS25 5 | |

P.586

Packaging bag 5 cnvls
Lip hardness 40°
Pad rubber alone

| Model code | Connection config. code |
|---|---|
| VP20PBS45 5 | PB8 |
| VP25PBS45 5 | |
| VP30PBS45 5 | PB15 |
| VP40PBS45 5 | |
| VP50PBS45 5 | |

Oversuction preventing adapter with pad

Vacuum pad for packaging bag

Oversuction preventing adapter

P.586

Oversuction preventing adapter
Spherical type (exclusive to packaging bag pad)

| Model code | Pad dia. (mm) |
|---|---|
| VP20PB-FS | ø20 |
| VP25PB-FS | ø25 |
| VP30PB-FS | ø30 |
| VP40PB-FS | ø40 |
| VP50PB-FS | ø50 |

P.586

Oversuction preventing adapter
Spherical type with stainless steel mesh (exclusive to packaging bag pad)

| Model code | Pad dia. (mm) |
|---|---|
| VP20PB-MS | ø20 |
| VP25PB-MS | ø25 |
| VP30PB-MS | ø30 |
| VP40PB-MS | ø40 |
| VP50PB-MS | ø50 |

P.586

Oversuction preventing adapter
Plane type (exclusive to packaging bag pad)

| Model code | Pad dia. (mm) |
|---|---|
| VP20PB-FF | ø20 |
| VP25PB-FF | ø25 |
| VP30PB-FF | ø30 |
| VP40PB-FF | ø40 |
| VP50PB-FF | ø50 |

P.586

Oversuction preventing adapter
Plane type with stainless steel mesh (exclusive to packaging bag pad)

| Model code | Pad dia. (mm) |
|---|---|
| VP20PB-MF | ø20 |
| VP25PB-MF | ø25 |
| VP30PB-MF | ø30 |
| VP40PB-MF | ø40 |
| VP50PB-MF | ø50 |

Spherical type

Plane type

■ Available pad size and material for surface treatment (Multi-bellows series) Add

| Pad dia. (mm) | 5 Surface treatment code | | | |
|---|---|---|---|---|
| | -DL | -ER | -FG | |
| | DLC. coating | Reformed surface | Fluoro-coating (S) | Fluoro-coating (YS2, YS4) |
| ø6 | — | ○ | ○ | — |
| ø8 | — | ○ | ○ | — |
| ø10 | ○ | ○ | ○ | — |
| ø20 | ○ | ○ | ○ | ○ |
| ø30 | — | ○ | ○ | ○ |
| ø40 | — | ○ | ○ | ○ |
| ø50 | — | ○ | ○ | ○ |
| Material | S, F | N, NE | S, YS2, YS4 | |

*3.
Fluoro-coating of Extra soft silicone (YS2, YS4)
For Extra soft silicone pads, dia. 10 mm can be selected only when Fluoro-coating treatment is selected.

| Model code | YS2 | YS4 | 8 -S3 | Connection config. code |
|---|---|---|---|---|
| | Extra soft silicone(*1) Hardness 20° | Extra soft silicone(*1) Hardness 40° | -S3 spec. | |
| VP10W4-FG | ○ | ○ | — | M4(*2) |
| | Pad & screw set | | | |
| VP10W4-FG-M4 8 | ○ | ○ | ○ | M4 |

■ Available pad size and material for surface treatment (For Packaging bag) Add

| Pad dia. (mm) | 5 Surface treatment code | |
|---|---|---|
| | -FG | |
| | Fluoro-coating (3 cnvls) | Fluoro-coating (5 cnvls) |
| ø20 | ○ | ○ |
| ø25 | ○ | ○ |
| ø30 | ○ | ○ |
| ø40 | ○ | ○ |
| ø50 | ○ | ○ |





Holders with the same "connection configuration code ( M4 , M6 etc.)" can be connected. For connectable holders, please see the page of Pad holder only (page 384-).

New

## Metal Detectable series (Bellows with bumps and ribs), Pad rubber alone

P.590

| Model code | ○: Available as standard item | | | | Connection config. code |
|---|---|---|---|---|---|
| | 4 Pad rubber material | | | | |
| | MSF3 | MSF5 | MSS3 | MSS5 | |
| | Metal detectable silicone | | | | |
| | Iron powder type | | SUS powder type | | |
| | Hardness 30° | Hardness 50° | Hardness 30° | Hardness 50° | |
| VP10BE4 | ○ | ○ | ○ | ○ | M4(*) |
| VP15BE4 | ○ | ○ | ○ | ○ | |
| VP20BE4 | ○ | ○ | ○ | ○ | M6(*) |

New

## Metal Detectable series (Bellows with bumps and ribs), Pad & screw set

P.590

| Model code | ○: Available as standard item | | | | 8 -S3 | Connection config. code |
|---|---|---|---|---|---|---|
| | 4 Pad rubber material | | | | | |
| | MSF3 | MSF5 | MSS3 | MSS5 | | |
| | Metal detectable silicone | | | | -S3 spec. | |
| | Iron powder type | | SUS powder type | | | |
| | Hardness 30° | Hardness 50° | Hardness 30° | Hardness 50° | | |
| VP10BE4-M4 8 | ○ | ○ | ○ | ○ | ○ | M4 |
| VP15BE4-M4 8 | ○ | ○ | ○ | ○ | ○ | |
| VP20BE4-M6 8 | ○ | ○ | ○ | ○ | ○ | M6 |

New

## Metal Detectable series (Bellows with bumps and no ribs), Pad rubber alone

P.590

| Model code | ○: Available as standard item | | | | Connection config. code |
|---|---|---|---|---|---|
| | 4 Pad rubber material | | | | |
| | MSF3 | MSF5 | MSS3 | MSS5 | |
| | Metal detectable silicone | | | | |
| | Iron powder type | | SUS powder type | | |
| | Hardness 30° | Hardness 50° | Hardness 30° | Hardness 50° | |
| VP10BD4 | ○ | ○ | ○ | ○ | M4(*) |
| VP15BD4 | ○ | ○ | ○ | ○ | |
| VP20BD4 | ○ | ○ | ○ | ○ | M6(*) |

New

## Metal Detectable series (Bellows with bumps and no ribs), Pad & screw set

P.590

| Model code | ○: Available as standard item | | | | 8 -S3 | Connection config. code |
|---|---|---|---|---|---|---|
| | 4 Pad rubber material | | | | | |
| | MSF3 | MSF5 | MSS3 | MSS5 | | |
| | Metal detectable silicone | | | | -S3 spec. | |
| | Iron powder type | | SUS powder type | | | |
| | Hardness 30° | Hardness 50° | Hardness 30° | Hardness 50° | | |
| VP10BD4-M4 8 | ○ | ○ | ○ | ○ | ○ | M4 |
| VP15BD4-M4 8 | ○ | ○ | ○ | ○ | ○ | |
| VP20BD4-M6 8 | ○ | ○ | ○ | ○ | ○ | M6 |

## Ultrathin series, Pad rubber alone

P.604

| Model code | ○: Available as standard item | | | | | | Connection config. code |
|---|---|---|---|---|---|---|---|
| | 4 Pad rubber material | | | | | | |
| | N | S | U | F | FS | NE | |
| | Nitrile | Silicone | Urethane | Fluoro | Fluoro silicone | Conductive NBR (Low resistance) | |
| VP8P4 5 | ○ | ○ | ○ | ○ | ○ | ○ | T8 |
| VP10P4 5 | ○ | ○ | ○ | ○ | ○ | ○ | |
| VP15P4 5 | ○ | ○ | ○ | ○ | ○ | ○ | |
| VP20P4 5 | ○ | ○ | ○ | ○ | ○ | ○ | |

■ Available pad size and material for surface treatment (Ultrathin series) Add

| Pad dia. (mm) | 5 Surface treatment code | | |
|---|---|---|---|
| | -DL | -ER | -FG |
| | DLC. coating | Reformed surface | Fluoro-coating |
| ø8 | ○ | ○ | ○ |
| ø10 | ○ | ○ | ○ |
| ø15 | ○ | ○ | ○ |
| ø20 | ○ | ○ | ○ |
| Material | S, F | N, NE | S |

Notes
*A pad screw is required to mount on the holder. If you do not have a pad screw, please select from the Pad & screw set.

CAD data is available at PISCO website.

Packaging specifications
1 pc. /bag

Options
5 : Surface treatment
8 : -S3 ⇒ -S3 spec.

# Vacuum pad / Pad & screw set

Holders with the same "connection configuration code ( M4 , M6 etc.)" can be connected. For connectable holders, please see the page of Pad holder only (page 384-).

## Flat series, Pad rubber alone

P.622

| Model code | ○: Available as standard item | | | | | | Connection config. code |
|---|---|---|---|---|---|---|---|
| | 4 Pad rubber material | | | | | | |
| | N | S | U | F | SE | NE | |
| | Nitrile | Silicone | Urethane | Fluoro | Conductive silicone | Conductive NBR (Low resistance) | |
| VP10F4 5 | ○ | ○ | ○ | ○ | ○ | ○ | M4(*1) |
| VP15F4 5 | ○ | ○ | ○ | ○ | ○ | ○ | |
| VP20F4 5 | ○ | ○ | ○ | ○ | ○ | ○ | M6(*1) |
| VP25F4 5 | ○ | ○ | ○ | ○ | ○ | ○ | |
| VP30F4 5 | ○ | ○ | ○ | ○ | ○ | ○ | |

## Flat series, Pad & screw set

P.622

| Model code | ○: Available as standard item | | | | | | | Connection config. code |
|---|---|---|---|---|---|---|---|---|
| | 4 Pad rubber material | | | | | | 8 | |
| | N | S | U | F | SE | NE | -S3 | |
| | Nitrile | Silicone | Urethane | Fluoro | Conductive silicone | Conductive NBR (Low resistance) | -S3 spec. | |
| VP10F4 5-M4 8 | ○ | ○ | ○ | ○ | ○ | ○ | ○ | M4 |
| VP15F4 5-M4 8 | ○ | ○ | ○ | ○ | ○ | ○ | ○ | |
| VP20F4 5-M6 8 | ○ | ○ | ○ | ○ | ○ | ○ | ○ | M6 |
| VP25F4 5-M6 8 | ○ | ○ | ○ | ○ | ○ | ○ | ○ | |
| VP30F4 5-M6 8 | ○ | ○ | ○ | ○ | ○ | ○ | ○ | |

## Flat large suction flow series, Pad rubber alone

P.622

| Model code | ○: Available as standard item | | | | | Connection config. code |
|---|---|---|---|---|---|---|
| | 4 Pad rubber material | | | | | |
| | N | S | F | SE | NE | |
| | Nitrile | Silicone | Fluoro | Conductive silicone | Conductive NBR (Low resistance) | |
| VP10FH4 5 | ○ | ○ | ○ | ○ | ○ | M4(*1) |
| VP15FH4 5 | ○ | ○ | ○ | ○ | ○ | |
| VP20FH4 5 | ○ | ○ | ○ | ○ | ○ | |
| VP25FH4 5 | ○ | ○ | ○ | ○ | ○ | M6(*1) |
| VP30FH4 5 | ○ | ○ | ○ | ○ | ○ | |

## Flat large suction flow series, Pad & screw set

P.622

| Model code | ○: Available as standard item | | | | | | Connection config. code |
|---|---|---|---|---|---|---|---|
| | 4 Pad rubber material | | | | | 8 | |
| | N | S | F | SE | NE | -S3 | |
| | Nitrile | Silicone | Fluoro | Conductive silicone | Conductive NBR (Low resistance) | -S3 spec. | |
| VP10FH4 5-M4 8 | ○ | ○ | ○ | ○ | ○ | ○ | M4 |
| VP15FH4 5-M4 8 | ○ | ○ | ○ | ○ | ○ | ○ | |
| VP20FH4 5-M6 8 | ○ | ○ | ○ | ○ | ○ | ○ | M6 |
| VP25FH4 5-M6 8 | ○ | ○ | ○ | ○ | ○ | ○ | |
| VP30FH4 5-M6 8 | ○ | ○ | ○ | ○ | ○ | ○ | |

## Mark-free series, Resin pad alone

P.642

| Model code | ○: Available as standard item | | | Connection config. code |
|---|---|---|---|---|
| | 4 Pad rubber material | | | |
| | K | M | KE | |
| | PEEK | POM | Conductive PEEK | |
| VP10Q4 | ○ | ○ | ○ | M4(*1) |
| VP20Q4 | ○ | ○ | ○ | M6(*1) |
| VP30Q4 | ○ | ○ | ○ | |

## Mark-free series, with Flexible Swing Joint

P.642

| Model code | ○: Available as standard item | | | | Connection config. code |
|---|---|---|---|---|---|
| | 4 Pad rubber material | | | 8 | |
| | K | M | KE | -S3 | |
| | PEEK | POM | Conductive PEEK | -S3 spec. | |
| VP10Q4-M4 8 | ○ | ○ | ○ | ○ | M4 |
| VP20Q4-M6 8 | ○ | ○ | ○ | ○ | M6 |
| VP30Q4-M6 8 | ○ | ○ | ○ | ○ | |

■ Available pad size and material for surface treatment (Flat・Flat large flow series) Add

| Pad dia. (mm) | 5 Surface treatment code | | |
|---|---|---|---|
| | -DL | -ER | -FG |
| | DLC. coating | Reformed surface | Fluoro-coating |
| ø10 | ○ | ○ | ○ |
| ø15 | ○ | ○ | ○ |
| ø20 | ○ | ○ | ○ |
| ø25 | ○ | ○ | ○ |
| ø30 | ○ | ○ | ○ |
| Material | S, F, SE | N, NE | S, SE |

## Sponge series, Pad rubber alone

P.656

| Model code | ○: Available as standard item | | Connection config. code |
|---|---|---|---|
| | 4 Pad rubber material | | |
| | C | S | |
| | Chloroprene | Silicone | |
| VP10S4 | ○ | ○ | |
| VP15S4 | ○ | ○ | |
| VP20S4 | ○ | ○ | |
| VP25S4 | ○ | ○ | M6(*1) |
| VP30S4 | ○ | ○ | |
| VP35S4 | ○ | ○ | |
| VP50S4 | ○ | ○ | |
| VP70S4 | ○ | ○ | M10(*1) |
| VP100S4 | ○ | ○ | |

## Sponge series, Pad & screw set

P.656

| Model code | ○: Available as standard item | | | Connection config. code |
|---|---|---|---|---|
| | 4 Pad rubber material | | 8 | |
| | C | S | -S3 | |
| | Chloroprene | Silicone | -S3 spec. | |
| VP10S4-M6 8 | ○ | ○ | ○ | |
| VP15S4-M6 8 | ○ | ○ | ○ | |
| VP20S4-M6 8 | ○ | ○ | ○ | |
| VP25S4-M6 8 | ○ | ○ | ○ | M6 |
| VP30S4-M6 8 | ○ | ○ | ○ | |
| VP35S4-M6 8 | ○ | ○ | ○ | |
| VP50S4-M6 8 | ○ | ○ | ○ | |
| VP70S4-M10 | ○ | ○ | (*3) | M10 |
| VP100S4-M10 | ○ | ○ | (*3) | |

Notes
*1. A pad screw is required to mount on the holder. If you do not have a pad screw, please select from the Pad & screw set.
*2. A Flexible Swing Joint is required to mount on the holder. If you do not have a Flexible Swing Joint, please select from the Mark-free series, with Flexible Swing Joint set.
*3. For Pad & screw set of Sponge series 70 mm and 100 mm pad dia., the standard spec. is equivalent to "-S3" spec.

CAD data is available at PISCO website.

Packaging specifications
1 pc. /bag

Options
5 : Surface treatment
8 : -S3 ⇒ -S3 spec.





Holders with the same "connection configuration code ( E10 , E20 etc.)" can be connected. For connectable holders, please see the page of Pad holder only (page 384-).

## Oval series, Pad rubber alone

P.680

| Model code | ○: Available as standard item | | | | | | | | Connection config. code | |
|---|---|---|---|---|---|---|---|---|---|---|
| | 4 Pad rubber material | | | | | | | | | |
| | N | S | U | F | SE | NE | HN | EP | | |
| | Nitrile | Silicone | Urethane | Fluoro | Conductive silicone | Conductive NBR (Low resistance) | HNBR | EPDM | | |
| VP2×4E4 5 | ○ | ○ | ○ | ○ | ○ | ○ | ○ | ○ | | |
| VP3.5×7E4 5 | ○ | ○ | ○ | ○ | ○ | ○ | ○ | ○ | E10 | |
| VP4×10E4 5 | ○ | ○ | ○ | ○ | ○ | ○ | ○ | ○ | | |
| VP4×20E4 5 | ○ | ○ | ○ | ○ | ○ | ○ | ○ | ○ | E20 | |
| VP4×30E4 5 | ○ | ○ | — | — | ○ | ○ | ○ | ○ | | |
| VP5×10E4 5 | ○ | ○ | ○ | ○ | ○ | ○ | ○ | ○ | E10 | M6(*1) |
| VP5×20E4 5 | ○ | ○ | ○ | ○ | ○ | ○ | ○ | ○ | E20 | |
| VP5×30E4 5 | ○ | ○ | ○ | ○ | ○ | ○ | ○ | ○ | | |
| VP6×10E4 5 | ○ | ○ | ○ | ○ | ○ | ○ | ○ | ○ | E10 | |
| VP6×20E4 5 | ○ | ○ | ○ | ○ | ○ | ○ | ○ | ○ | | |
| VP6×30E4 5 | ○ | ○ | ○ | ○ | ○ | ○ | ○ | ○ | E20 | |
| VP8×20E4 5 | ○ | ○ | ○ | ○ | ○ | ○ | ○ | ○ | | |
| VP8×30E4 5 | ○ | ○ | ○ | ○ | ○ | ○ | ○ | ○ | | |

■ Available pad size and material for surface treatment (Oval series) Add

| Pad dia. (mm) | 5 Surface treatment code | | |
|---|---|---|---|
| | -DL | -ER | -FG |
| | DLC. coating | Reformed surface | Fluoro-coating |
| 2×4 | ○ | ○ | ○ |
| 3.5×7 | ○ | ○ | ○ |
| 4×10 | ○ | ○ | ○ |
| 4×20 | ○ | ○ | ○ |
| 4×30 | ○ | ○ | ○ |
| 5×10 | ○ | ○ | ○ |
| 5×20 | ○ | ○ | ○ |
| 5×30 | ○ | ○ | ○ |
| 6×10 | ○ | ○ | ○ |
| 6×20 | ○ | ○ | ○ |
| 6×30 | ○ | ○ | ○ |
| 8×20 | ○ | ○ | ○ |
| 8×30 | ○ | ○ | ○ |
| Material | S, F, SE | N, NE | S, SE |

## Oval series, Pad & screw set

P.680

| Model code | ○: Available as standard item | | | | | | | | | Connection config. code |
|---|---|---|---|---|---|---|---|---|---|---|
| | 4 Pad rubber material | | | | | | | | 8 | |
| | N | S | U | F | SE | NE | HN | EP | -S3 | |
| | Nitrile | Silicone | Urethane | Fluoro | Conductive silicone | Conductive NBR (Low resistance) | HNBR | EPDM | -S3 spec. | |
| VP2×4E4 5-M6 8 | ○ | ○ | ○ | ○ | ○ | ○ | ○ | ○ | ○ | |
| VP3.5×7E4 5-M6 8 | ○ | ○ | ○ | ○ | ○ | ○ | ○ | ○ | ○ | |
| VP4×10E4 5-M6 8 | ○ | ○ | ○ | ○ | ○ | ○ | ○ | ○ | ○ | |
| VP4×20E4 5-M6 8 | ○ | ○ | ○ | ○ | ○ | ○ | ○ | ○ | ○ | |
| VP4×30E4 5-M6 8 | ○ | ○ | — | — | ○ | ○ | ○ | ○ | ○ | |
| VP5×10E4 5-M6 8 | ○ | ○ | ○ | ○ | ○ | ○ | ○ | ○ | ○ | |
| VP5×20E4 5-M6 8 | ○ | ○ | ○ | ○ | ○ | ○ | ○ | ○ | ○ | M6 |
| VP5×30E4 5-M6 8 | ○ | ○ | ○ | ○ | ○ | ○ | ○ | ○ | ○ | |
| VP6×10E4 5-M6 8 | ○ | ○ | ○ | ○ | ○ | ○ | ○ | ○ | ○ | |
| VP6×20E4 5-M6 8 | ○ | ○ | ○ | ○ | ○ | ○ | ○ | ○ | ○ | |
| VP6×30E4 5-M6 8 | ○ | ○ | ○ | ○ | ○ | ○ | ○ | ○ | ○ | |
| VP8×20E4 5-M6 8 | ○ | ○ | ○ | ○ | ○ | ○ | ○ | ○ | ○ | |
| VP8×30E4 5-M6 8 | ○ | ○ | ○ | ○ | ○ | ○ | ○ | ○ | ○ | |

Notes
*A pad screw is required to mount on the holder. If you do not have a pad screw, please select from the Pad & screw set.

CAD data is available at PISCO website.

Packaging specifications
1 pc. /bag

Options
5 : Surface treatment
8 : -S3 ⇒ -S3 spec.

# Vacuum Pad Configuration

## Pad dia. : ø0.7, ø1, ø1.5, ø2, ø3, ø4 mm

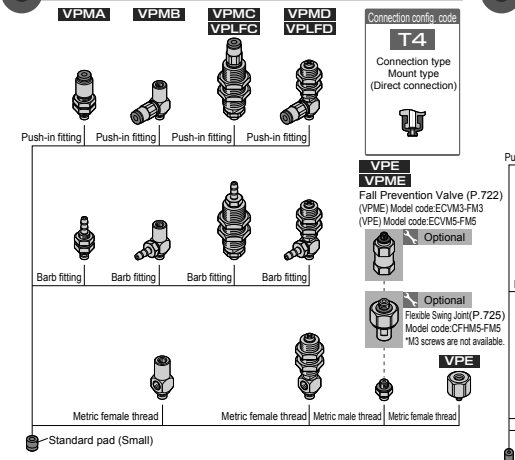


Standard pad (Small) dia. : ø0.7, ø1, ø1.5, ø2, ø3, ø4mm

## Pad dia. : ø1, ø2, ø3, ø4 mm

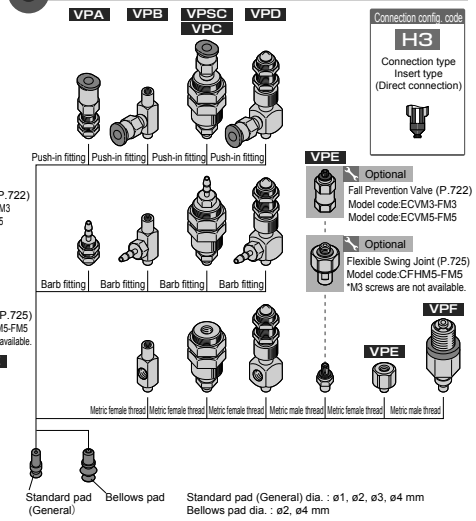


Standard pad (General) dia. : ø1, ø2, ø3, ø4 mm
Bellows pad dia. : ø2, ø4 mm

## Pad dia. : ø6, ø8, ø10, ø15, ø20 mm




Standard (General) / Bellows/Multi-bellows pad dia. : ø6, ø8 mm
Ultrathin pad dia. : ø8, ø10, ø15, ø20 mm





## Pad dia. : ø4, ø6, ø8, ø10, ø15 mm

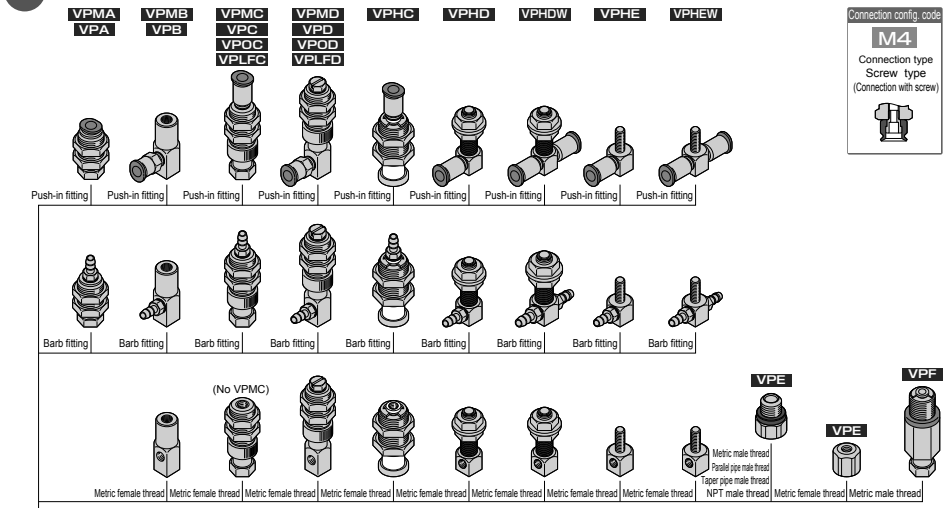


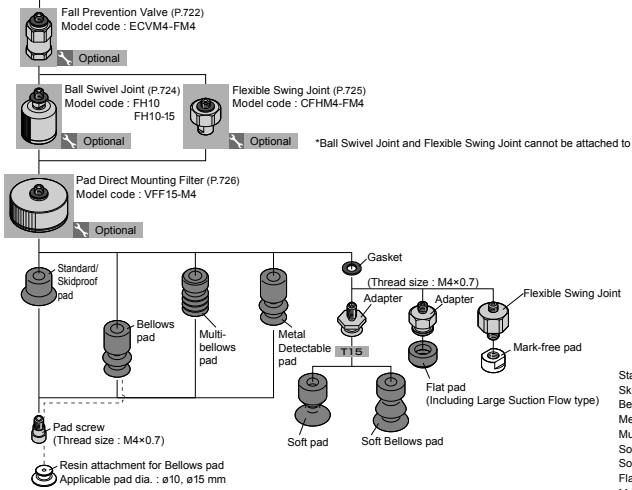


Standard pad dia.: ø10, ø15 mm
Skidproof pad dia.: ø10 mm
Bellows pad dia. : ø10, ø15 mm
Metal Detectable pad dia.: ø10, ø15 mm
Multi-bellows pad dia.: ø10 mm
Soft pad dia.: ø4, ø6, ø8, ø10, ø15 mm
Soft-bellows pad dia.: ø6, ø8, ø10, ø15 mm
Flat pad dia.: ø10, ø15 mm (Including Large Suction Flow type)
Mark-free pad dia.: ø10 mm

# Vacuum Pad Configuration

## Pad dia. : ø10, ø15, ø20, ø25, ø30, ø35, ø40, ø50 mm

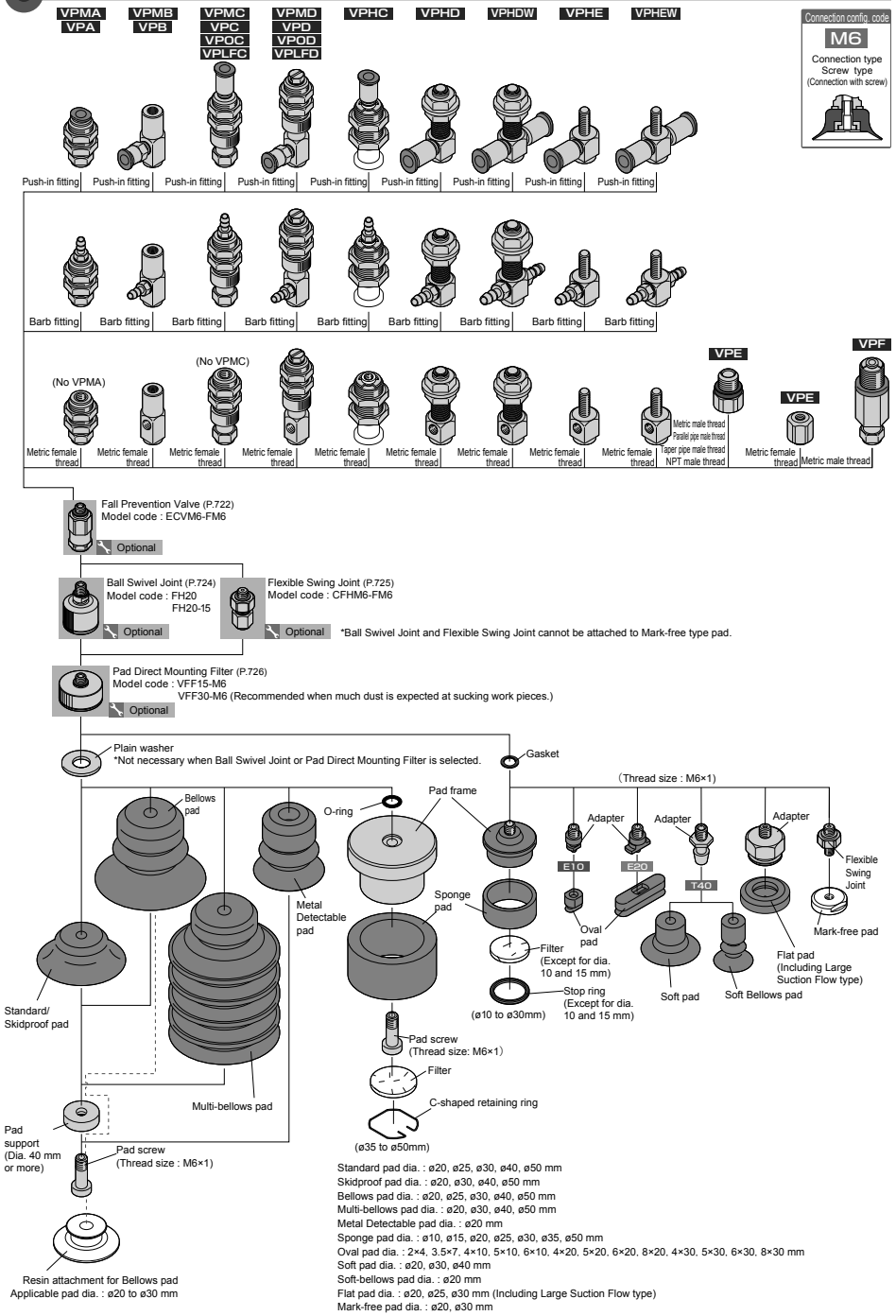


Standard pad dia. : ø20, ø25, ø30, ø40, ø50 mm
Skidproof pad dia. : ø20, ø30, ø40, ø50 mm
Bellows pad dia. : ø20, ø25, ø30, ø40, ø50 mm
Multi-bellows pad dia. : ø20, ø30, ø40, ø50 mm
Metal Detectable pad dia. : ø20 mm
Sponge pad dia. : ø10, ø15, ø20, ø25, ø30, ø35, ø50 mm
Oval pad dia. : 2×4, 3.5×7, 4×10, 5×10, 6×10, 4×20, 5×20, 6×20, 8×20, 4×30, 5×30, 6×30, 8×30 mm
Soft pad dia. : ø20, ø30, ø40 mm
Soft-bellows pad dia. : ø20 mm
Flat pad dia. : ø20, ø25, ø30 mm (Including Large Suction Flow type)
Mark-free pad dia. : ø20, ø30 mm





## Pad dia. : ø60, ø70, ø80, ø100 mm

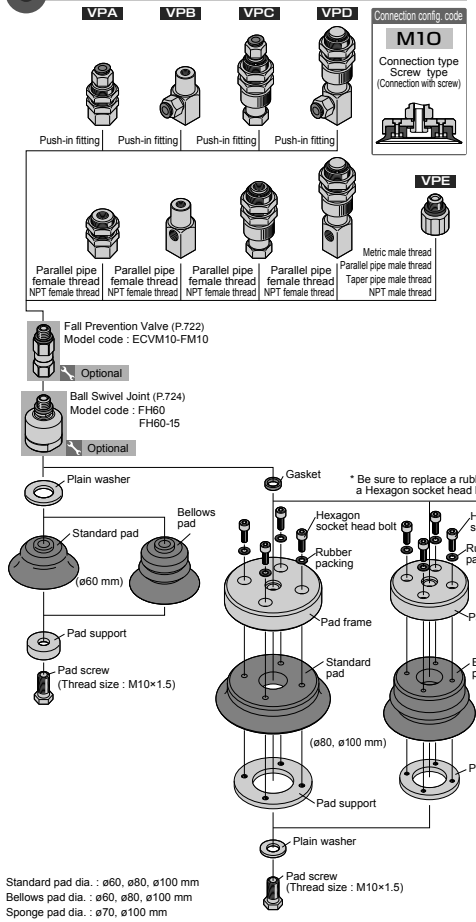


Standard pad dia. : ø60, ø80, ø100 mm
Bellows pad dia. : ø60, ø80, ø100 mm
Sponge pad dia. : ø70, ø100 mm

## Pad dia. : ø150, ø200 mm

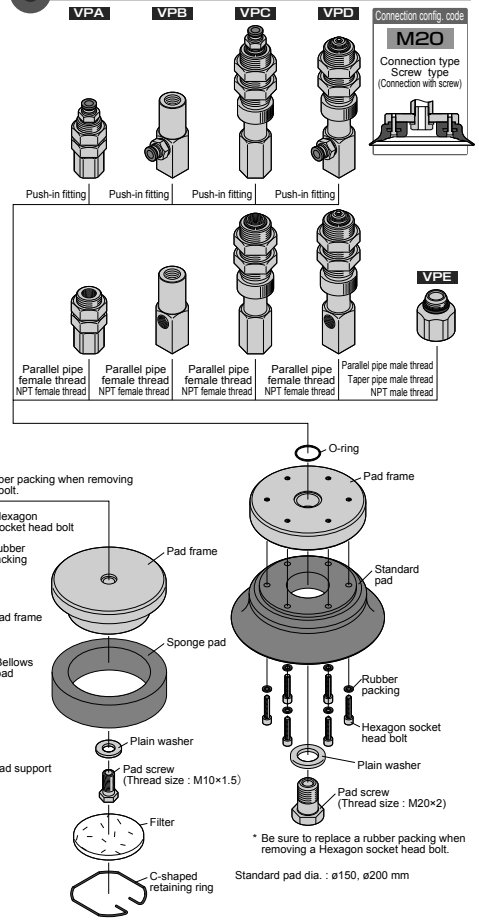


Standard pad dia. : ø150, ø200 mm

Vacuum Pad

# Vacuum Pad Configuration

## Pad dia. : ø4, ø6, ø8, ø10, ø15 mm (Exclusive to Soft and Soft Bellows type)

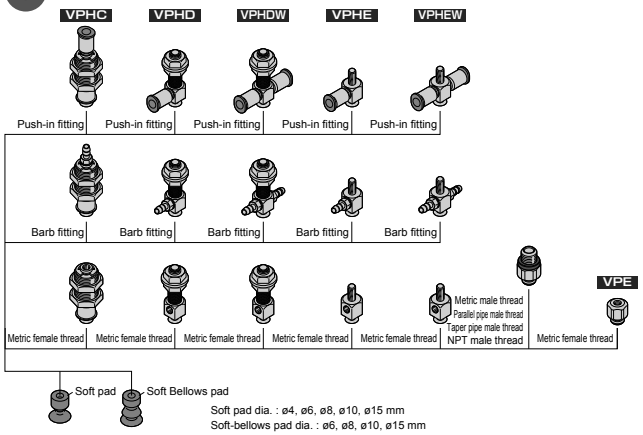


Connection config. code
**T15**
Connection type
Mount type
(Direct connection)

## Pad dia. : ø20, ø30, ø40 mm (Exclusive to Soft and Soft Bellows type)

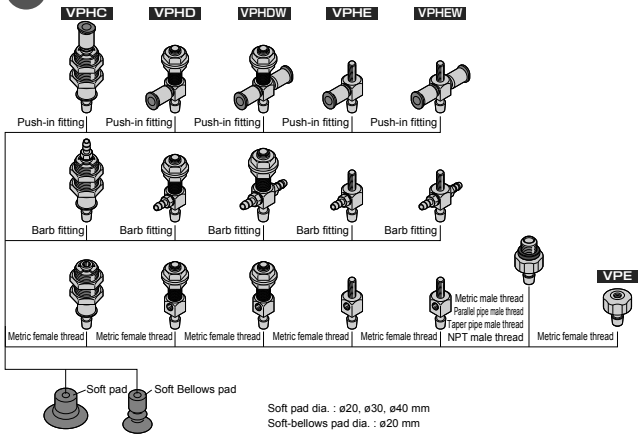


Connection config. code
**T40**
Connection type
Mount type
(Direct connection)





## Pad dia. : ø20, ø25 mm (Exclusive to Vacuum pad for packaging bag)

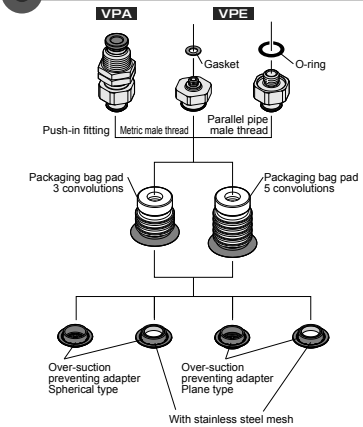


Connection config. code
**PB8**
Connection type
Mount type
(Direct connection)

## Pad dia. : ø30, ø40, ø50 mm (Exclusive to Vacuum pad for packaging bag)

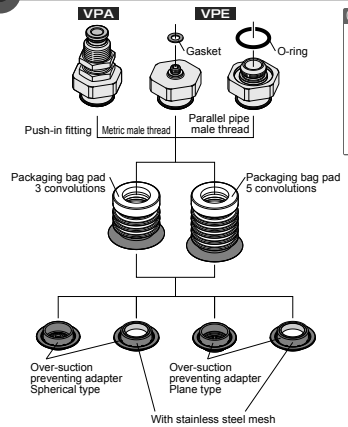


Connection config. code
**PB15**
Connection type
Mount type
(Direct connection)

## Pad size : 2×4, 3.5×7, 4 to 6×10 mm (Exclusive to Oval type)

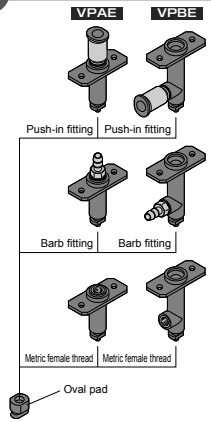


Connection config. code
**E10**
Connection type
Mount type
(Direct connection)

## Pad size : 4 to 8×20 mm, 4 to 8×30 mm (Exclusive to Oval type)

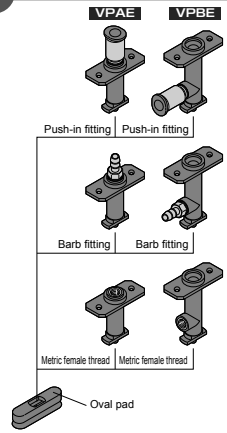


Connection config. code
**E20**
Connection type
Mount type
(Direct connection)